



# Americans with Disabilities Office General Services Department

## Accessibility Survey

**Date: June 28, 2010**

**Location: Prosecutor's Office – Child Support Office**

**Survey Team:**

Wayne Yarnall

Brenda Tiefenthaler


Jesse Magana

Dave Maret

Bud Van Cleve

Tim McVicker

**Observations:**

Photo Orientation	Item - Issues- Location - Code - Notes
	<p>Item # 1</p> <p>Issue: Accessible Parking Stalls</p> <ul style="list-style-type: none"> <li>• 60 stalls in South parking lot; two of which are van accessible.</li> <li>• Number of required accessible parking stalls:</li> </ul> <p>Issue:</p> <p>Location: North Parking Lot</p> <p>Code: IBC Table 1106.1</p> <p>Notes:</p>
 	<p>Item # 2</p> <p>Issue: Curb Ramp</p> <p>Issue:</p> <p>Location: North Side of Building</p> <p>Code: ANSI 406 Curb Ramps</p> <p>ANSI 406.1 Curb Ramps on accessible routes shall comply with Sections 406, 405.2 and 405.10</p> <p>ANSI 406.6 Location - Curb ramps and the flared sides of curb ramps shall be located so they do not project into vehicular traffic lanes, parking spaces, or parking access aisles. Curb ramps at marked crossings shall be wholly contained within the markings, excluding any flared sides.</p> <p>ANSI 406. 13 Detectible Warnings at Curb Ramps Where detectable warnings are provided</p>



on curb ramps, they shall comply with Sections 406.13 and 705.

ANSI 406.13.1 Area Covered. Detectable warnings shall be 24 inches (610 mm) minimum in the direction of travel and extend the full width of the curb ramp or flush surface.

ANSI 406.13.2 Location. The detectable warning shall be located so the edge nearest the curb line is 6 inches (150 mm) to 8 inches (205 mm) from the curb line.

Notes: Construction of a curb cut in the present area would not provide the required landing space per ANSI 406.7 – Landings (The clear length of the landing shall be 36 inches minimum. The clear width of the landing shall be as wide as the curb ramp, excluding flared sides, leading to the landing.)  
The accessible parking stalls should be located further to the East to provide the necessary landing dimensions and to shorten the length of the accessible route to the entrance of the Child Support Office.



Item # 3  
Issue: Location of van accessible signage. Sign is located at head of access aisle  
Issue:  
Location: North Parking Lot  
Code: ANSI 502.7 Identification. Where accessible parking spaces are required to be identified by signs, the signs shall include the International Symbol of Accessibility complying with Section 703.6.3.1. Signs identifying van parking spaces shall contain the designation "van accessible." Such signs shall be 60 inches (1525 mm) minimum above the floor of the parking space, measured to the bottom of the sign.  
Notes: If all spaces are van accessible, "van accessible" signage is not required.



Item # 4  
 Issue: Service Counter Location and Height  
 Issue:  
 Location: Service Counter – Reception Area  
 Code: ANSI 307.2 Protrusion Limits. Objects with leading edges more than 27 inches (685 mm) and not more than 80 inches (2030 mm) above the floor shall protrude 4 inches (100 mm) maximum horizontally into the circulation path.

Notes: The lower edge of the service counter is 28.5" high. This exceeds the height for cane detection. The highest point under the counter is 28.5 inches. It is recommended that a small perimeter (1.5") be installed on the lower edge of the service counter.  
 The location of the accessible service counter places individuals using mobility devices where they could be struck by the hallway door.



Item # 5  
 Issue: Location of display brochure  
 Issue:  
 Location: Reception Area  
 Code: ANSI 308.3.1 Unobstructed. Where a clear floor space allows a parallel approach to an element and the side reach is unobstructed, the high side reach shall be 48 inches (1220 mm) maximum and the low side reach shall be 15 inches (380 mm) minimum above the floor.

EXCEPTION: Existing elements shall be permitted at 54 inches (1370 mm) maximum above the floor.  
 Notes: Pamphlets and information in the elevated wall mounted plastic display shelf, also need to be available to folks in the lower display rack located on the table.  
 Reach range on the rack located on the table meets code.



Item # 6  
Issue: Bulletin board height and location  
Issue:  
Location: Reception Area  
Code: ANSI 308.3.1 Unobstructed. Where a clear floor space allows a parallel approach to an element and the side reach is unobstructed, the high side reach shall be 48 inches (1220 mm) maximum and the low side reach shall be 15 inches (380 mm) minimum above the floor.

EXCEPTION: Existing elements shall be permitted at 54 inches (1370 mm) maximum above the floor.

Notes: The bulletin board in the front office should be located and positioned so that individuals in wheelchairs can access the information on the board. The board should be moved or a second board provided that is a maximum of 48 inches above the floor surface and not obstructed by chairs or plants.



Item # 7  
Issue: Location of restroom signage –  
Issue:  
Location: East Public Restroom  
Code: ANSI 703 Signs – Please refer to ANSI standards for complete sign requirements

ANSI – 703.3.11 Location – Where a tactile sign is provided at a door, the sign shall be alongside the door at the latch side.

ANSI – 703.3.10 – Height Above Floor – Tactile characters shall be 48 inches minimum above the floor, measured to the baseline of the lowest tactile character and 60 inches maximum above the floor, measured to the baseline of the highest tactile character.

Notes:



Item # 8  
Issue: Restroom Door Handle – Door handle should be replaced with a lever handle.  
Issue:  
Location: East Restroom  
Code: ANSI 309.4 Operation. Operable parts shall be operable with one hand and shall not require tight grasping, pinching, or twisting of the wrist. The force required to activate operable parts shall be 5.0 pounds (22.2 N) maximum.

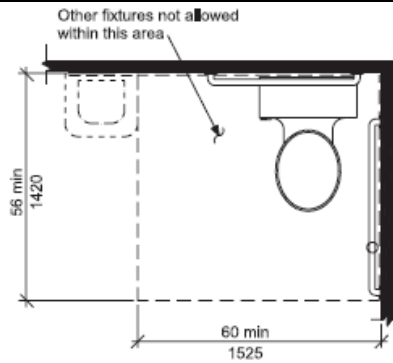

Notes:



Item # 9  
Issue: Entrance to public restroom should not be blocked  
Issue:  
Location: East Public Restroom  
Code:  
Notes: Boxes and other items to be removed



Item # 10  
Issue: Space between toilet and sink (22")  
Issue:  
Location: East Public Restroom  
Code: ANSI 604.3.1 Size. A clearance around a water closet 60 inches (1525 mm) minimum, measured perpendicular from the sidewall, and 56 inches (1420 mm) minimum, measured perpendicular from the rear wall, shall be provided.  
  
604.3.2 Overlap. The required clearance around the water closet shall be permitted to overlap the water closet, associated grab bars, paper dispensers, sanitary napkin receptacles, coat hooks, shelves, accessible routes, clear floor space at other fixtures and the turning space. No other fixtures or obstructions shall be within the required water closet clearance.



**Fig. 604.3**  
Size of Clearance for Water Closet

Notes:



Item # 11  
Issue: Grab Bars  

- No vertical grab bar

 Inadequate back wall grab bar (Too short 30")

Issue:

Location: East Public Restroom

Code: ANSI 604.5.2 Rear Wall Grab Bars. The rear wall grab bar shall be 36 inches (915 mm) minimum in length, and extend from the centerline of the water closet 12 inches (305 mm) minimum on the side closest to the wall, and 24 inches (610 mm) minimum on the transfer side.

ANSI 604.5.1 Fixed Side Wall Grab Bars. Fixed sidewall grab bars shall be 42 inches (1065 mm) minimum in length, located 12 inches (305 mm) maximum from the rear wall and extending 54 inches (1370 mm) minimum from the rear wall.

In addition, a vertical grab bar 18 inches (455 mm) minimum in length shall be mounted with the bottom of the bar located between 39 inches (990 mm) and 41 inches (1040 mm) above the floor, and with the center line of the bar located between 39 inches (990 mm) and 41 inches (1040 mm) from the rear wall.

Notes:



Item # 12  
 Issue: Location of Toilet paper Dispenser  
 Issue:  
 Location: East Public Restroom  
 Code: ANSI 604.10.7 Dispensers. Toilet paper dispensers shall comply with Section 309.4 and shall be 7 inches (180 mm) minimum and 9 inches (230mm) maximum in front of the water closet measured to the center line of the dispenser. The outlet of the dispenser shall be 14 inches (355 mm) minimum and 19 inches (485 mm) maximum above the floor. There shall be a clearance of 11/ 2 inches (38 mm) minimum below the grab bar. Dispensers shall not be of a type that control delivery or do not allow continuous paper flow.  
 Notes: Current dispenser is 14" from end of toilet



Item # 13  
 Issue: Access to back wall garb bar should not be blocked.  
 Issue:  
 Location:  
 Code:  
 Notes: Tissue should be moved to alternate location. Possibly acquire a small table for the restroom.



Item # 14  
 Issue: Signage for West Restrooms  
 Issue:  
 Location: West Restrooms  
 Code: NA  
 Notes: The West restrooms are not available for public use nor do they meet code for accessibility  
 Recommendations: Remove hallway sign as shown in photo