

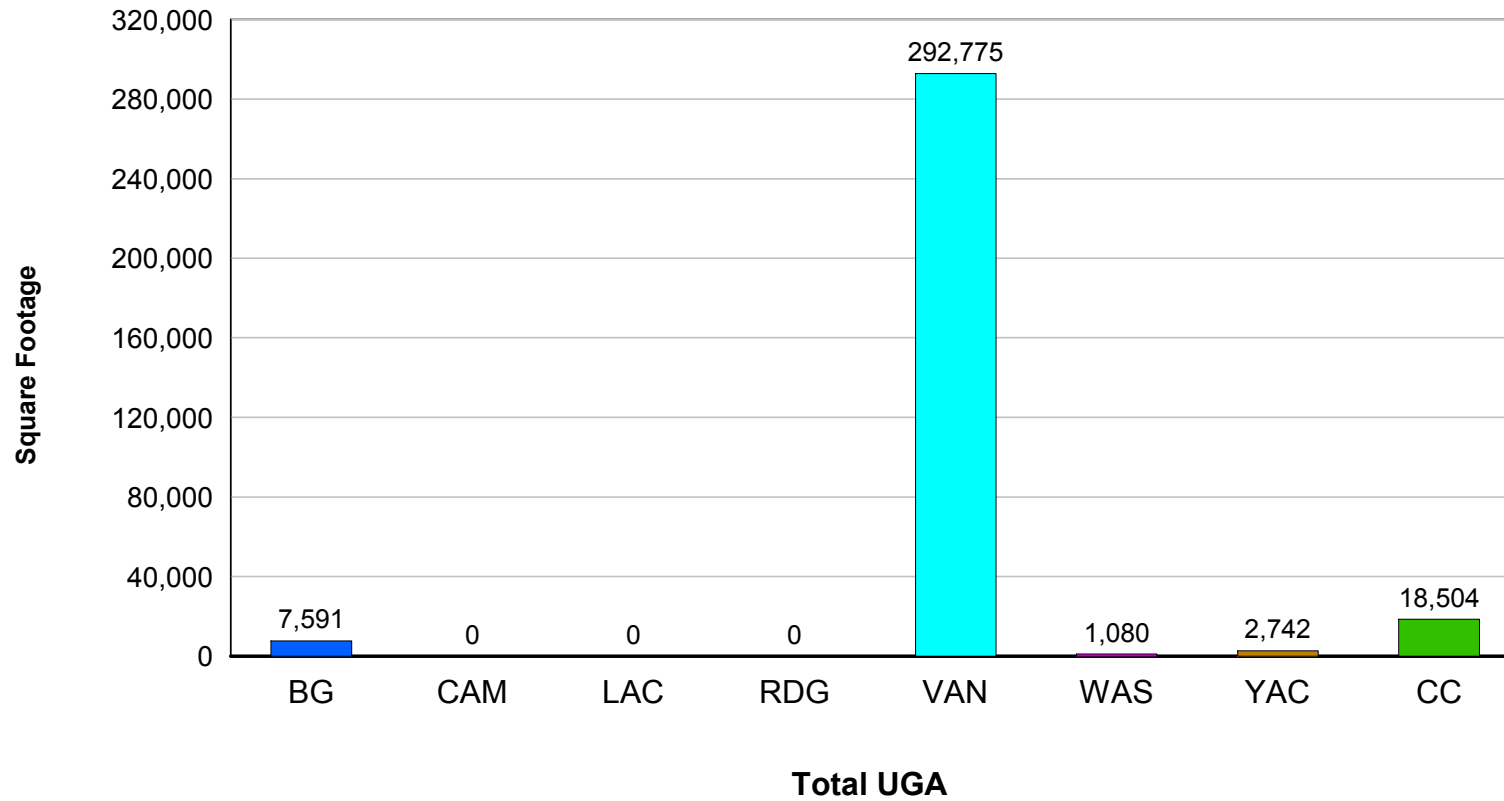
Non-Residential Summary

Reporting Period: 1/1/2012 - 12/31/2012

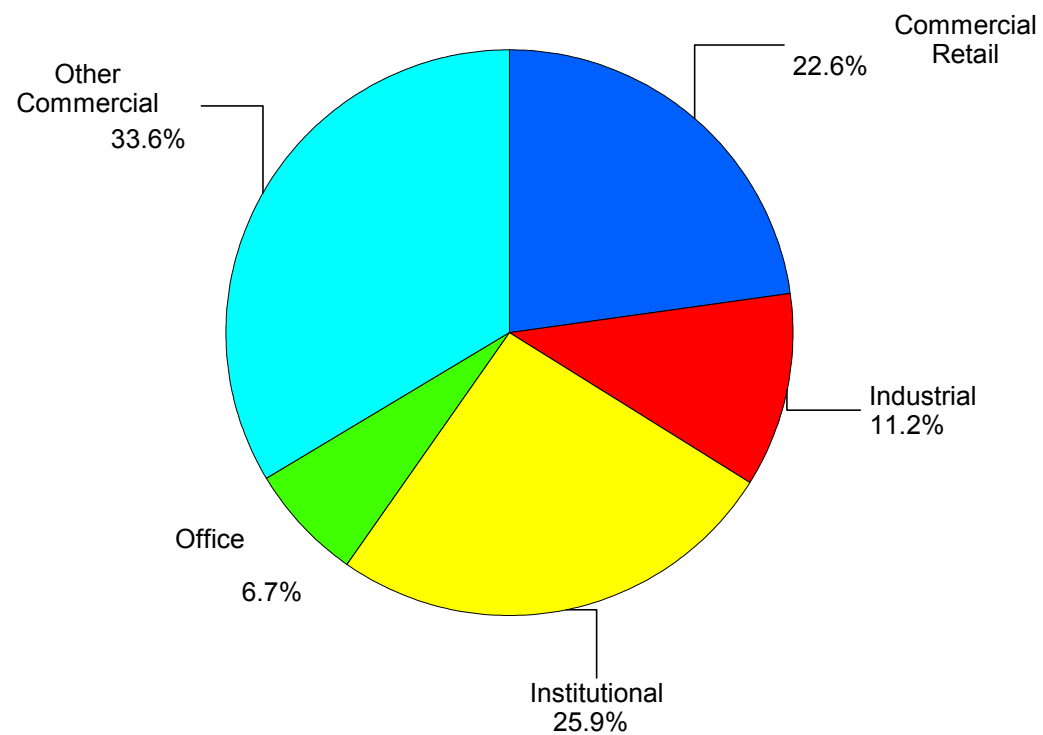
Jurisdiction	Retail		Office		Institutional		Industrial		Others		Total				
	No	SqFt	No	SqFt	No	SqFt	No	SqFt	No	SqFt	No	SqFt	Site ac.	CA ac.	FAR
Battle Ground	0	0	0	0	0	0	0	0	1	7,591	1	7,591	0.57	0.36	0.84
Battle Ground UGA	0	0	0	0	0	0	0	0	0	0	0	0	0.00	0.00	0.00
Sub Total	0	0	0	0	0	0	0	0	1	7,591	1	7,591	0.57	0.36	0.84
Camas	0	0	0	0	0	0	0	0	0	0	0	0	0.00	0.00	0.00
Camas UGA	0	0	0	0	0	0	0	0	0	0	0	0	0.00	0.00	0.00
Sub Total	0	0	0	0	0	0	0	0	0	0	0	0	0.00	0.00	0.00
La Center	0	0	0	0	0	0	0	0	0	0	0	0	0.00	0.00	0.00
La Center UGA	0	0	0	0	0	0	0	0	0	0	0	0	0.00	0.00	0.00
Sub Total	0	0	0	0	0	0	0	0	0	0	0	0	0.00	0.00	0.00
Ridgefield	0	0	0	0	0	0	0	0	0	0	0	0	0.00	0.00	0.00
Ridgefield UGA	0	0	0	0	0	0	0	0	0	0	0	0	0.00	0.00	0.00
Sub Total	0	0	0	0	0	0	0	0	0	0	0	0	0.00	0.00	0.00
Vancouver	9	31,946	3	21,709	0	0	1	3,000	7	92,449	20	149,104	102.60	52.11	0.07
Vancouver UGA	3	41,120	0	0	4	63,850	7	33,205	2	5,496	16	143,671	61.41	44.38	0.19
Sub Total	12	73,066	3	21,709	4	63,850	8	36,205	9	97,945	36	292,775	164.01	96.49	0.10
Washougal	0	0	0	0	0	0	0	0	0	0	0	0	0.00	0.00	0.00
Washougal UGA	0	0	0	0	1	1,080	0	0	0	0	1	1,080	2.57	0.96	0.02
Sub Total	0	0	0	0	1	1,080	0	0	0	0	1	1,080	2.57	0.96	0.02
Yacolt	0	0	0	0	0	0	0	0	1	2,742	1	2,742	1.09	0.00	0.06
Yacolt UGA	0	0	0	0	0	0	0	0	0	0	0	0	0.00	0.00	0.00
Sub Total	0	0	0	0	0	0	0	0	1	2,742	1	2,742	1.09	0.00	0.06
Clark County (Rural)	0	0	0	0	2	18,504	0	0	0	0	2	18,504	10.48	0.00	0.04
Sub Total (Cities)	9	31,946	3	21,709	0	0	1	3,000	9	102,782	22	159,437	104.26	52.47	0.07
Sub Total (UGAs)	3	41,120	0	0	5	64,930	7	33,205	2	5,496	17	144,751	63.98	45.34	0.18
Sub Total (Urban)	12	73,066	3	21,709	5	64,930	8	36,205	11	108,278	39	304,188	168.24	97.80	0.10
Grand Total (Urban & Rural)	12	73,066	3	21,709	7	83,434	8	36,205	11	108,278	41	322,692	178.72	97.80	0.09

Note: This data contains jurisdictional permit information that has a 1-3% error rate for the total number of fully completed permits received.

Non-Residential Square Footage by Jurisdiction



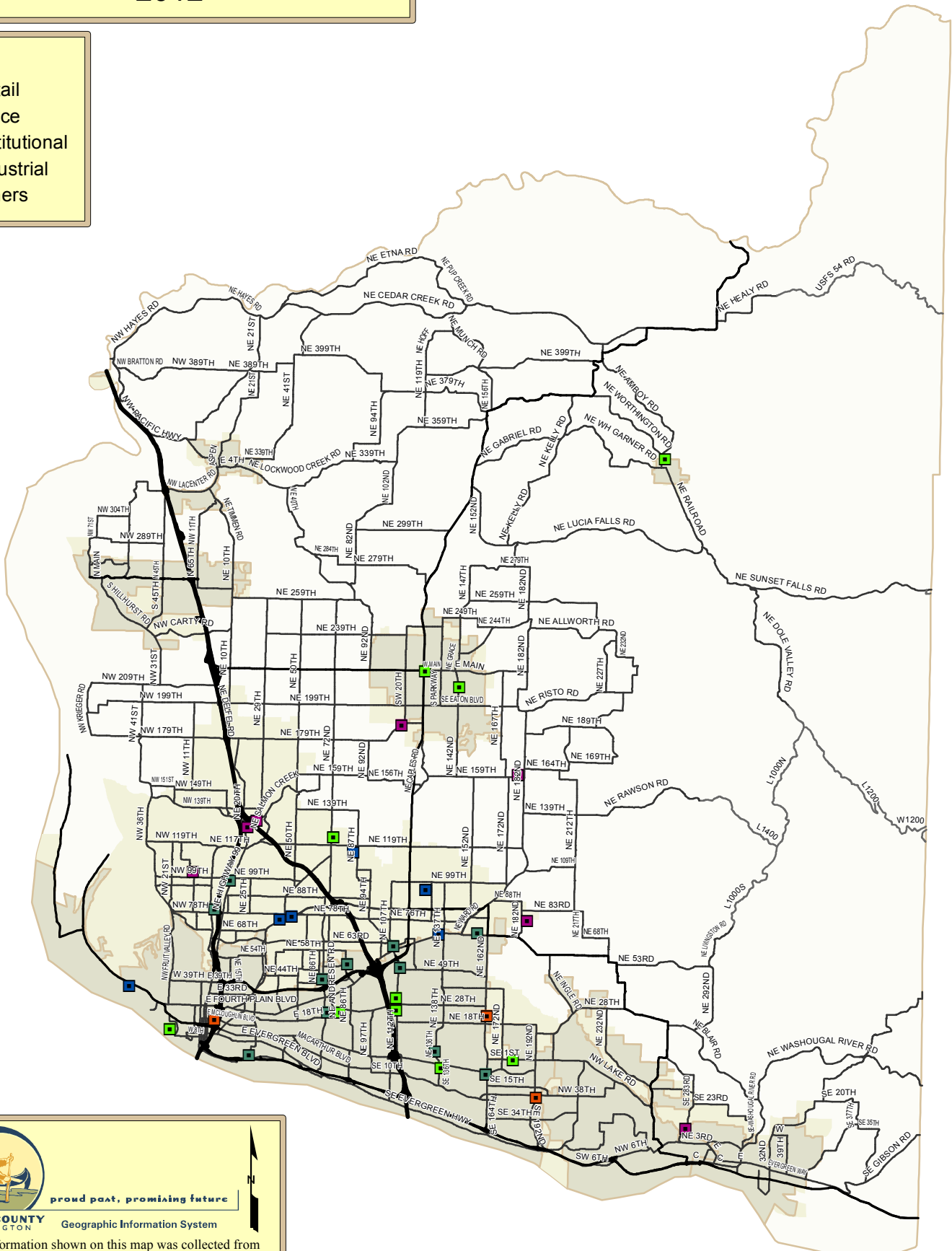
Non-Residential Square Footage by Type



Non-Residential Permit Summary 2012

KEY

- Retail
- Office
- Institutional
- Industrial
- Others



proud past, promising future

CLARK COUNTY
WASHINGTON Geographic Information System

NOTE: Information shown on this map was collected from several sources. Clark County accepts no responsibility for any inaccuracies that may be present.

0 11,500 23,000 46,000
Feet