



**Clark County Public Works  
Transportation Program**

**2020 TITLE VI Annual Accomplishment  
and  
Update Report for Year Ending 2020**

**January 29, 2021**

**Agency Administrator**

Kathleen Otto  
County Manager

**Public Works Director**

Ahmad Qayoumi  
Clark County

**Public Works Title VI Coordinator**

Nicole Davis  
Program Coordinator I

**Prepared by:**

Nicole Davis  
Program Coordinator I

This page left intentionally blank.



**Clark County Public Works**  
**TITLE VI ANNUAL ACCOMPLISHMENT UPDATE AND REPORT**  
Clark County Fiscal Year 2020  
January 1, 2020 – December 31, 2020

**Table of Contents**

<b>2020 – GENERAL OVERVIEW .....</b>	<b>2</b>
<b>SECTION I – POLICY STATEMENT.....</b>	<b>2</b>
<b>SECTION II – ORGANIZATION, STAFFING AND STRUCTURE .....</b>	<b>3</b>
<b>SECTION III – TITLE VI MONITORING AND REVIEW PROCESS.....</b>	<b>6</b>
<b>SECTION IV – TITLE VI COMPLAINTS DURING THIS REPORT PERIOD .....</b>	<b>7</b>
<b>SECTION V – ACCOMPLISHMENT REPORT FOR EACH PROGRAM AREA.....</b>	<b>8</b>
<b>SECTION VI – EDUCATION AND TRAINING .....</b>	<b>144</b>
<b>SECTION VII – GOALS.....</b>	<b>15</b>
<b>APPENDICES.....</b>	<b>15</b>
APPENDIX A Clark County’s Title VI Assurances.....	16
APPENDIX B Certified copy of Clark County’s Annual Title VI Statement .....	25
APPENDIX C Clark County Public Works Organizational Charts.....	26
APPENDIX D Clark County Demographics Data.....	28
APPENDIX E Public Works Listing of Public Meetings and Open Houses .....	31
APPENDIX F LEP Outreach Efforts – Documents and Flyers .....	33
APPENDIX G Public Works Consultant Contracts Payment Summary.....	82
Community Development - Development & Engineering Consultant Payments .....	87
Community Planning Interdepartmental Service Agreement with Billings for 2020; and .....	88
Community Planning Revenue Expense Details related to Transportation Planning .....	111
APPENDIX H Reporting Period TIP .....	140
Annual Construction Program, and .....	142
On-going Programs .....	146

# **Clark County Public Works**

## **2020 TITLE VI ANNUAL ACCOMPLISHMENT AND UPDATE REPORT**

**January 1, 2020 – December 31, 2020**

### **2020 – General Overview**

This report addresses the major program functions within Clark County Public Works, or CCPW. Each division and section provides support for various stages of transportation planning projects from scoping and design through to construction. CCPW divisions and sections provide data needed for all projects, regardless of funding source. These program areas include:

- Outside Agencies
- Finance
- Transportation
- Engineering and Construction
- Road Maintenance and Operations
- Pavement Preservation
- Parks and Lands
- Clean Water
- Fleet Services
- Other Programs

CCPW and other county departments have faced many challenges in 2020. This year we were faced with responding to a worldwide pandemic as well as dealing with and understanding systemic racism and the inequities of social justice in our communities. Clark County and CCPW leadership have continued to lead the organization forward during these unprecedented times.

The Clark County Public Works Director continues to provide the strong leadership needed to improve upon the implementation of the Title VI Plan and program. Title VI compliance is being enhanced and updated in coordination with Washington State Department of Transportation's Equal Employment Opportunity Office. The on-going efforts incorporate information from:

- WSDOT's review of the 2019 Title VI Annual Accomplishment and Update Report-- completed by Gretchen Gleue, WSDOT Title VI Program Specialist
- Staff with knowledge of, and experience with Title VI compliance
- Hands-on experience with the Title VI Program and processes

Staffing changes that occurred over the last year, in Clark County Public Works, are captured in the updated organizational chart included Appendix C.

### **Section I – POLICY STATEMENT**

#### **Policy of Nondiscrimination:**

The current Clark County Title VI assurances, signed by the interim Clark County Manager, are included in Appendix A. The assurances were updated when the Interim County Manager was named. They were included in the 2020 CCPW Title VI Plan update and are posted on Clark County's webpage. The updated plan was completed and submitted to WSDOT this year.

### **Authorities:**

Title VI of the 1964 Civil Rights Act provides that no person in the United States shall on the grounds of race, color, national origin or sex be excluded from participation in, be denied the benefits of, or be otherwise subjected to discrimination under any program or activity receiving federal financial assistance.

The Civil Rights Restoration Act of 1987 broadened the scope of Title VI coverage by expanding the definition of terms “programs or activities” to include all programs or activities of federal aid recipients subrecipients, and contractors, whether such programs and activities are federally assisted or not (Public Law 100-259 {S. 557} March 22, 1988.)

### **Additional Citations:**

Title VI of the Civil Rights Act of 1964; 42 USC 2000d to 2000d-4; 42 USC 4601 to 4655; 23 USC 109(h); 23 USC 324; DOT Order 1050.2; EO 12250; 28 CFR 50.3

Clark County's Title VI policy statement was published in the county's newspaper of record on Dec. 15, 2020. A certified copy of this annual announcement is attached in Appendix B of this report.

## **Section II – ORGANIZATION, STAFFING AND STRUCTURE**

### **A. Organization Overview**

The organizational chart, with CCPW Title VI reporting relationships, is attached in Appendix C. Title VI special emphasis program areas, the job title of associated Title VI specialists and the assigned Title VI program duties are listed in Table 1.

In 2020, there were several changes to CCPW's leadership staff. In January 2020, a new Fleet Division Manager started with the organization. In summer, CCPW filled two key positions - a Finance Division Manager was hired, as well as the naming of an Interim Division Manager for Clean Water. In fall, CCPW hired a Road Maintenance and Operations Division Manager.

In 2020 CCPW separated the Administration & Finance Division to allow for the Finance Division to focus on CCPW financial needs. The Administrative Division is a direct report to the CCPW Director and will allow the administrative staff to have a more solid structure within the organization.

In March 2020, the former County Manger left his position with the county and the Deputy County Manger was named the new interim County Manager.

### **B. Staffing**

#### **Agency Administrator:**

The County Manager serves as the county's Title VI Agency Administrator. The agency administrator is authorized to ensure compliance with provisions of Clark County's policy of nondiscrimination and associated laws, including the requirements of 23 CFR Part 200 and 49 CFR Part 21. Clark County's Title VI coordination shall be performed under the authority of the Clark County Manager.

#### **Title VI Coordinator:**

The County Manager has designated the Public Works Director to perform the duties of the Title VI Coordinator, to ensure implementation of the county's Title VI program. The Title VI Coordinator has other duties and responsibilities in addition to Title VI compliance and reporting.

To assist the Title VI Coordinator, a CCPW department-wide position for Title VI administration, compliance, monitoring and training, the Title VI Program Coordinator has been created.

The Public Works Title VI Program Coordinator serves as the day-to-day contact for Title VI program activities within Public Works. Although the Title VI Program Coordinator reports to the Public Works Office Manager, the Title VI Program Coordinator has an indirect reporting relationship and direct access to the Public Works Director.

**Title VI Specialists:**

Support to the Title VI Program Coordinator is provided by the division Title VI Specialists. These specialists then work with the Title VI Program Coordinator in all areas of the Title VI program. The specialists provide input and support for the overall Title VI program development, implementation, compliance, monitoring, training, Title VI Annual Accomplishment and Update Report input and input on Title VI Plan updates.

CCPW is in the process of enhancing the internal Title VI training, knowledge, and support system. As of writing of this report, WSDOT did not offer Title VI training during 2020. Also, due to the pandemic, Washington State Governor issued a proclamation cancelling all in-person training for the duration of 2020. However, CCPW has staff on board that will be able to provide Title VI support for each specific division and section within Public Works. The Title VI Specialists and any designated backup employee position titles have been added to Table 1 below.

<b>Table 1</b>			
<b>Clark County Public Works Staffing – Title VI Specialists and Backups</b>			
<b>Public Works Divisions</b>	<b>Title</b>	<b>Gender</b>	<b>Program Duties</b>
Finance	Sr. Management Analyst	Female	Education/Training for Public Works, Title VI Compliance
Administration	Program Coordinator	Female	Education/Training for Public Works, Title VI Compliance
Transportation	Senior Capital Program Specialist	Male	Input and Support for Public Works, Title VI Compliance
Engineering & Construction	Program Assistant	Female	Input and Support for Public Works, Title VI Compliance
Road Maintenance & Operations	Office Manager	Female	Input and Support for Public Works, Title VI Compliance
	Road Maintenance Operations Mgr.	Male	
Parks & Lands	Program Coordinator	Female	Input and Support for Public Works, Title VI Compliance
	Engineering Service Manager	Male	
Pavement Preservation	Engineering Service Manager	Female	Input and Support for Public Works, Title VI Compliance

Clean Water	Program Assistant	Female	Input and Support for Public Works, Title VI Compliance
Fleet Services	Program Manager	Female	Input and Support for Public Works, Title VI Compliance

Table 2 provides the summary of employee diversity statistics of the 291 staff in CCPW. In 2020, most CCPW staff were male/white/Caucasian. Out of 291 employees, approximately 242 (83.16%) were white/Caucasian, and 223 (76.63%) were male. The level of diversity in the work force has remained relatively the same, regarding gender over the past several years. There has been an approximate 9% increase in non-white/Caucasian employees over the same timeframe. This chart is up to date as of mid-December 2020, with very few recruiting positions left to be filled this year.

Table 2								
Summary of Public Works Employee Diversity Statistics								
Category	2013	2014	2015	2016	2017	2018	2019	2020
Total Employees	258	257	266	268	300	295	291	291
Total Males	198	196	201	202	229	225	221	223
• Percent Males	76.74%	76.26%	75.56%	75.37%	76.33%	76.27%	75.95%	76.63%
Total Females	60	61	65	66	71	70	70	68
• Percent Females	23.26%	23.74%	24.44%	24.63%	23.67%	23.73%	24.05%	23.37%
White/Caucasian	238	236	243	237	263	256	252	242
• Percent White/Caucasian	92.25%	91.83%	91.35%	88.43%	87.67%	86.78%	86.60%	83.16%
Non White/Caucasian	20	21	23	31	37	39	39	49
• Percent Non White/Caucasian	7.75%	8.17%	8.65%	11.57%	12.33%	13.22%	13.40%	16.84%

The countywide demographics, as of 2016 U.S. Census Bureau, American Community Survey, are:

- 9% Hispanic or Latino (of any race)
- 2% Black or African American
- 1% Native American
- 5% Asian (of any race)
- 1% Pacific Islander
- 3% some other race alone
- 4% two or more races
- 84% White.

Total Clark County population by gender was 49% male and 51% female. The 2013 – 2017 county wide demographics data is in Appendix D.

### **C. Structure:**

The current organizational chart shows the reporting structure of CCPW Division Managers and Title VI Specialists. Except for Fleet Services and Pavement Preservation, each division manager oversees the division's Title VI Specialist. The reporting structure for each Title VI Specialist supporting the CCPW Title VI Program Coordinator is shown in Appendix C.

Please note, upon advice of the Clark County Prosecuting Attorney's Office, employee names are not used, only employee position titles

## **Section III – TITLE VI MONITORING AND REVIEW PROCESS**

### **A. Actions to Promote Internal and External Compliance with Title VI**

The CCPW Title VI Program Coordinator administers the Title VI program and coordinates implementation of the plan for Public Works. The Title VI Specialists support the Title VI Program Coordinator to ensure compliance with the assurances, policy and program objectives. For each Annual Title VI Accomplishment Report, the performance of Title VI program will be reviewed to assess administrative procedures, staffing and resource needs. Suggested recommendations and updates will be captured in the annual report and provided to the Clark County Public Works Director.

#### **Internal:**

Select CCPW staff attend annual Title VI training provided by WSDOT to keep current on updates and changes to the program. The Title VI Program Coordinator, Title VI Specialists and Capital Programs Specialist are responsible for internal Title VI education, monitoring and compliance for their respective divisions within Public Works. This year due to COVID, and WSDOT updating their Title VI plan, training was not provided.

CCPW Title VI Program Coordinator, Title VI Specialists, Capital Programs Specialist, and all new employees will continue to attend WSDOT Title VI training sessions when they are offered. Internal trainings and education will be conducted by the Title VI Program Coordinator and Title VI Specialists. Clark County is in the process of updating their internal training software to provide additional and more accessible options. Title VI training will become part of each county employee's required annual training courses and tracked through the new software.

To continue to improve CCPW's Title VI knowledge and understanding, other Title VI training and focus areas for CCPW staff will include the following:

- Interpretation and Translation Services
- Title VI Related Language in Public Works Documents
- Title VI Public Meeting Forms
- Adding Title VI "on-demand" training to the county training system
- Demographic Data/Maps
- Updated Title VI Authorities and Citations
- ADA Compliance
- Internal Title VI Related Meetings and Discussions

#### **External:**

Clark County Public Works regularly hosts public events such as open houses to inform and gather feedback from community members on upcoming projects. A listing of public meetings and open houses for the 2020 reporting period is included in Appendix E. Project "Heads Up" flyers are sent out to inform residents of both upcoming construction and of upcoming public



events. Research is conducted to determine if limited English-speaking populations are within the project area/impact area. When the Limited English Proficiency exceeds 5% of the population or 1,000 individuals, whichever is less, the “Heads Up” flyers will be translated to those languages. Examples of the documents are included in Appendix F.

When public outreach events are held, county staff provide Title VI self-reporting forms and collect voluntary data. To assist non-English speaking constituents, the county provides translation services through Language Line, a commercial, telephone-based translation service. We also have translation services at the ready to provide services during virtual open house and conference calls. To further assist the large non-English speaking populations across the county, the alternative language statement below is being included with all mailings and public project documents in the top four non-English languages spoken in Clark County households (Spanish, Russian, Vietnamese and Chuuk).

It is Clark County’s policy to assure that no person shall on the grounds of race, color, national or sex as provided by Title VI of the Civil Rights Act of 1964, as amended, be excluded from participation in, be denied the benefits of, or otherwise be discriminated against under any county-sponsored program or activity. For questions regarding Clark County Public Works’ Title VI Program, or interpretation or translation services for non-English speakers, or otherwise making materials available in an alternate format, contact Clark County Public Works’ Title VI Coordinator via email at [Cnty\\_PW\\_CCPW-TitleVI@clark.wa.gov](mailto:Cnty_PW_CCPW-TitleVI@clark.wa.gov) or phone 564.397.4944. Hearing/speech impaired may call the Washington Relay Center at 711.

The following non-discrimination language is inserted into solicitation for bids for CCPW, Requests for Proposals solicitations, negotiated agreements and contract documents:

*“Clark County, Washington in accordance with the provisions of Title VI of the Civil Rights Act of 1964 (78 Stat. 42 U.S.C. §§ 2000d to 2000d-4) and the Regulations, hereby notified all bidders that it will affirmatively ensure that any contract entered into pursuant to this advertisement, all contractors will be afforded full and fair opportunity to submit bids in response to this invitation and will not be discriminated against on the grounds of the owner’s race, color, national origin, sex, age, disability, income-level, or LEP in consideration for an award.”*

## **B. Title VI Compliance Reviews During This Report Period**

No WSDOT Title VI compliance reviews of CCPW activities were conducted during this reporting period.

## **Section IV – TITLE VI COMPLAINTS DURING THIS REPORT PERIOD**

No Title VI related complaints were received by Clark County during this reporting period.

Clark County’s EEO Title VI complaint form and instructions are available on line at: <https://www.clark.wa.gov/public-works/title-vi-requirements-and-related-information>

The EEO Title VI complaint form can also be directly accessed via this link: <https://www.clark.wa.gov/sites/default/files/dept/files/public-works/Clark%20County%20Public%20Works%20Title%20VI%20Complaint%20Form.pdf>

Clark County Public Works does not maintain a separate Title VI Complaint Log. The county Human Resources Department maintains a county-wide log of Title VI grievances and

complaints which are investigated by HR. When requested, Public Works staff assist HR staff with any investigations.

## **Section V – ACCOMPLISHMENT REPORT FOR EACH PROGRAM AREA**

The following information describes the location of major program functions within Public Works. Each division and section provides support for various stages of Transportation Improvement Program (TIP), from project scoping and design through to construction. Divisions and sections provide data needed for all projects, regardless of funding source. The 2020 accomplishments for the capital projects created with the assistance of all the public works divisions and sections are included in the 6-Year TIP (2021-2026) and Annual Construction Program for 2021 in Appendix H.

The Public Works program areas include:

- Outside Agencies
- Finance
- Transportation
- Engineering and Construction
- Road Maintenance and Operations
- Pavement Preservation, Asset Management and Bridge Management
- Parks and Lands
- Clean Water
- Fleet Services
- Other Programs

This annual report includes departments outside of CCPW that provide support and data for county transportation programs. This documentation is included in Appendix G.

The CCPW emphasis areas are shown in the Public Works Organizational Chart in Appendix C.

### **A. Outside Agencies**

CCPW Transportation Programming staff coordinate with other government agencies, private groups and the public to develop and implement the 6-year TIP to meet the transportation needs of Clark County. Programming staff provide technical assistance to regional transportation groups and serve as liaisons for capital transportation projects and the TIP with the Southwest Washington Regional Transportation Council, the Metropolitan Planning Organization for Clark County.

During this reporting period, scoping, design and construction for multiple projects were undertaken. The 2020 accomplishments for the associated division's capital projects are included in the 6-Year TIP (2021-2026) and Annual Construction Program for 2021 are contained in Appendix H.

### **B. Finance**

Finance Division staff work with CCPW's Programming section on projects with and without grant funding. The finance staff proactively work with granting requirements and regulations. Finance staff review billings for eligible and ineligible grant reimbursable costs. The approved billings are submitted to funding partners for reimbursement by this division.

Finance staff also provide support with funding projections for the TIP to ensure that the TIP is financially managed as required by law.

## **C. Transportation**

Sections under the Transportation program are:

- Traffic Engineering & Operations
- Signal Engineering & Operations
- Transportation Planning
- Programming

Each of the above sections provide input into the Clark County TIP for the creation of county road projects. Different sections are utilized for all scoping, evaluation, design and construction of projects, regardless of funding source. The sections are also responsible for the following specific duties:

- Traffic level of service and collision data
- Traffic engineering review and design
- Safety analysis
- Signing and striping design
- Signal design and operations - ADA compliant
- Signal maintenance
- Traffic safety activities
- Illumination design
- Transportation Planning
- Transportation Improvement Program
- Grant writing, grant administration, compliance and oversight for the length of the project
- Transportation elements of the Comprehensive Plan, including the Capital Facilities Plan, modification of the 20-year Comprehensive Plan and development of Traffic Impact Fees and the Arterial Atlas
- Maintain railroad crossings

## **D. Engineering and Construction**

Engineering and Construction staff work with CCPW's Programming section to provide data and input for the TIP. The sections that provide support for the Clark County Transportation program are:

- County Survey
- Construction Management and Inspection
- Real Property Services (right-of-way)
- Engineering & Design
- Project Management
- County Owned Railroad

Each of the above sections provide input into the TIP for county road projects. The sections are utilized for all scoping, design and construction of projects, regardless of funding source. The above listed sections lead the following project components:

- Survey of existing and proposed right-of-way
- Project construction management and inspection
- Acquisition of right-of-way, permanent easements, temporary construction easements, permits, and right-of-entry

- Project roadway design and associated abutting components (sidewalks and ADA-compliant ramps)
- Overall project lead to adhere to scope, schedule and budget, public outreach, Limited English Proficient determination and document needs

### **E. Road Maintenance and Operations**

Road Maintenance and Operations staff work with CCPW's Programming section. The sections that provide support for CCPW's Programming section are:

- Safety & Emergency Management
- Preservation Management
- Drainage
- Medians
- Water Quality

These sections also maintain the roadways and associated roadway features such as culverts, striping and guardrail. The above-listed sections lead the following project components:

- Expert roadway knowledge on proposed projects
- Emergency roadway needs – closures, cleaning culverts and ditches, tree and debris removal, slope protection, and immediate repair expertise
- Pothole, striping and guardrail repair

### **F. Pavement Preservation**

Preservation staff work with CCPW's Programming section. The sections that provide support for CCPW's Programming section are:

- Pavement Preservation
- Bridges, Culverts, and Retaining Structures

The above sections provide input during the design and construction phases of county road projects. They also lead the following project components:

- Expert pavement knowledge on proposed projects
- Expert bridge and culvert knowledge on proposed projects
- Support Programming by providing project client support
- Act as asset managers for pavements, bridges, culverts, and retaining structures including prioritizing maintenance needs.

### **G. Parks and Lands**

Parks and Lands staff work with CCPW's Programming section. Within Parks and Lands, both the Environmental Permitting and Vegetation Management divisions provide support for the Clark County Transportation Program.

The Environmental Permitting section is responsible for completing the environmental documentation and permitting for county projects including transportation, parks and clean water. This includes coordination with federal, state and local regulatory agencies. Environmental permitting staff is a part of the project teams during scoping, evaluation, design and construction regardless of funding source. The Vegetation Management section actively manages invasive species and assists with mitigation planting on CCPW-owned property.

Though 2020 has been an atypical year for Parks and Lands, this work area has initiated or maintained goals pertinent to Title VI. During the COVID outbreak and response, Parks and Lands installed and maintained public health signage in English, Russian, and Spanish in about

60 county parks, a photo is included in Appendix E. Parks and Lands also initiated an update for its comprehensive plan. As part of this effort, a public survey, also available in English, Russian, and Spanish, was provided to the public for input. A copy of this survey is attached as part of Appendix E.

Parks and Lands has begun adding diversity, inclusivity, and equity goals for all its key staff, and has added similar emphasis for its key position postings. Furthermore, a list of diversity, inclusivity, and equity stakeholders has been compiled for future outreach. Parks and Lands proposes to use this list in the future for planning, outreach, and development decisions. Finally, Parks and Lands has developed criteria matrices for capital improvement and capital repair projects. While both matrices may be further refined, they include social equity indices in order to aim for distribution of funds and efforts to minority, poor, and disadvantaged neighborhoods.

## H. Clean Water

Clean water staff work with CCPW's Transportation Programming section. Within the Clean Water division, the section that provides support for the Clark County Transportation program is:

- Infrastructure

This section is utilized for all scoping, evaluation, design and construction projects, regardless of funding source as related to stormwater infrastructure. This section coordinates stormwater needs and upgrades efficiencies by partnering with projects in the TIP program.

## I. Fleet Services

Fleet services staff provide maintenance to all Clark County owned and CCPW vehicles. They do not interact with the TIP program but are part of public works.

## J. Other Programs

### Consultant Agreements for Public Works Awarded During this Reporting Period and Associated Dollar Values:

A summary of CCPW consultant agreements awarded during this reporting period and associated dollar values are noted below in Table 3. A more detailed report including amounts paid to all consultants for the period of Jan. 1, 2020, through Dec. 31, 2020, is contained in Appendix G. Also included in Appendix G is a report articulating the revenue expense detail award data for Community Planning, another county department, that provides support and data for the county transportation program. The CCPW Interdepartmental Service Agreement for 2020 is also included in Appendix G. Data for Community Development's payments made on consultant contracts for the year 2020 is also included in Appendix G. It is worth noting that the spreadsheets reflect payments made prior to Dec. 31, 2020. There are some outstanding 2020 invoices and our financial management system does not completely populate December 2020 data until sometime in mid-January.

<b>Number of Consultant Agreements for Public Works Awarded During the 2020 Reporting Period and Associated Dollar Values:</b>		
<b>Public Works Divisions and Sections</b>	<b>Number of Consultant Projects Awarded</b>	<b>Consultant Projects Dollar Value</b>
<b>Construction</b>	1	\$67,852.00
<b>Parks</b>	2	\$59,225.00
<b>Design</b>	7	\$1,189,744.30

<b>Traffic Engineering / Operations</b>	7	\$427,524.86
<b>Signal Engineering</b>	2	\$136,209.00
<b>Transportation Programming</b>	1	\$6,800.00
<b>Environmental Permitting</b>	2	\$269,911.16
<b>Clean Water</b>	3	\$100,500.00

**Efforts Made to Utilize Underutilized / Disadvantaged, Minority and Female Consultants and Sub-Consultants in Federally Assisted Contracts:**

It is the policy of CCPW to comply with Title VI to ensure that Underutilized / Disadvantaged, Minority and Female Business Enterprises have an equal opportunity to receive and participate in CCPW contracts, regardless of funding source. As required by Title VI, CCPW does not exclude any person from participation in, deny any person the benefits of, or otherwise discriminate in connection with the award, execution or performance of any contract.

Efforts made to utilize minority and female consultants during the reporting period include the following activities:

**Underutilized / Disadvantaged Business Enterprise (UDBE) Goals:**

Federally funded projects often include a UDBE consultant goal assigned by WSDOT. With the recent update to the UDBE rules, Clark County contractors and consultants must now meet defined levels of participation of UDBE firms as a condition of receiving the contract award on federally funded projects.

Assigned and voluntary goals are noted in CCPW requests for proposals and construction contract documents. Meeting UDBE mandatory goals are a condition of award for federally funded public works contracts. For non-federally funded contracts a voluntary goal of 10% has been established by WSDOT. Although the 10% goal does not need to be met, UDBE plans are required to be submitted.

**Consultant Selection Procedures:**

CCPW issues multiple requests for proposals each year. Consultants are selected according to the procedures outlined in the Local Agency Guidelines Manual. Clark County encourages all consultant firms that are registered to conduct business in Washington state and who possess the requisite professional license(s) to respond to RFPs.

Public Works also uses the MRSC's list of qualified consultants for various needs within Public Works to supplement staff. Emphasis has been added to encourage Underutilized / Disadvantaged Business Enterprises bidding on construction projects and to submit proposals for RFPs for CCPW projects and efforts.

**Studies Conducted which Provide Data Relative to Minority Persons, Neighborhoods, Income Levels, Physical Environments, and Travel Habits**

Since receiving guidance from WSDOT in 2017 about gaps in implementation and accountability in the county's Title VI program, the current Public Works Director has made vast improvements to the process to ensure compliance with all requirements. The processes and efforts are listed below:

- Demographic research is conducted on all projects and surrounding project impact areas to determine low income and LEP populations according to WSDOT (<https://www.wsdot.wa.gov/sites/default/files/2017/11/15/Env-EJ-DemoDataLEPDet.pdf>) and EPA (<https://www.epa.gov/ejscreen>) standards.

- This information is used in several steps in the project-planning process. Project Managers evaluate project alternatives for their potential to have a disproportionate impact on low-income and minority populations per Environmental Justice requirements. Any alternative that is found to have a disproportionate impact on low-income and/or minority populations are determined to be “fatally flawed” and are eliminated from further consideration.
- Residents within project impact areas receive a variety of notifications (including letters, door hangers, brochures and “heads up” flyers). Both English and Spanish are used in letters, door hangers and brochures as there is a large Spanish-speaking population in Clark County. In evaluating English-speaking proficiencies in Clark County, Public Works staff determined that there are four non-English languages that are frequently spoken in households around the county. For this reason, Public Works staff has decided to add accommodation language in all four commonly spoken languages to “Heads Up” flyers and other project correspondence to ensure as many county residents have access to this important information as possible. As determined through LEP research, documents are provided in other languages as needed, for specific project impact areas.
- Historically, Clark County will also include Russian translations on outreach materials, as there is a large non-English speaking Russian population. As examples, Brush Prairie has an approximately 4.5% and Orchards 3.6% Russian population. Although Russian is not considered a minority in the demographic data contained in Appendix D, the county has made the decision to include information in Russian for public outreach efforts.

### **Hearings Held During the Report Period and Efforts Utilized to Ensure Resident Participation, Particularly Minorities, and Women**

Public meetings and open houses described in Appendix E were held to inform the public of various projects and seek input. In 2020 there were very few significant projects that required community open houses.

Due to the ongoing pandemic in 2020 and the need to practice physical distancing to keep communities safe, CCPW increased the project information mail radius from a ½ mile to one mile from the project area. Additional budgets were set aside for paid advertising and digital advertising targeting the project area and those affected by the project.

During the reporting period from Jan. 1, 2020, through Dec. 31, 2020, CCPW updated the Six-Year TIP and Annual Construction Program for 202-2026. An important component of the Transportation Improvement Program is ensuring the public is informed of projects in their community. This is accomplished throughout the year during the development of the TIP. Public hearings and work sessions were held with the Clark County Council. Presentations were given to the Clark County Planning Commission, Development and Engineering Advisory Board, Regional Transportation Advisory Council, Neighborhood Association of Clark County and the Human Services Council. A State Environmental Policy Act (SEPA) review was completed. Neighborhood outreach, an informational web page and press releases were also utilized to maximize opportunities for public input. In-person public involvement was cancelled due to COVID-19 (e.g. Open Houses, County Fair, and Neighborhood Associations). Social media (Nextdoor, Twitter, Instagram and Facebook), online presentations and Open Houses for upcoming projects will continue to be utilized for public involvement processes.

The Board of County Councilors held a public hearing on Nov. 3, 2020, for the 2021-2026 Transportation Improvement Plan and the 2021 Annual Construction Program.

## **Section VI – Education and Training**

Beginning in 2021, CCPW will develop training opportunities for employees. The training courses will be a combination of instructor lead, employee self-paced, group discussions and online. Title VI articles and training updates are published in the monthly “We Are Public Works” newsletter.

The county is in process of gathering available Title VI training materials and opportunities. Title VI training will be reviewed and vetted before being included in the required Workday training catalog. The following training focus areas have been identified and are anticipated as well as continuing and ongoing.

- Overview of FHWA’s Civil Rights Program Requirements for Local Public Agencies
- Public outreach types and associated documentation needs
- LEP determinations
- Sub-recipient reviews and associated documentation needs
- Interpretation and Translation Services
- Title VI Related Language in Public Works Documents
- Title VI Public Meeting Forms
- Demographic Data/Maps
- ADA Compliance
- Internal Title VI Related Meetings and Discussions

Title VI training was not offered by WSDOT in 2020. CCPW had several inquiries into WSDOT regarding training requests. Local Programs is in the process of updating Chapter 28 to the LAG Manual and indicated that they were going to provide training after that happens. 2020 brought about many challenges for all governmental organizations. In March 2020, the Governor announced that, due to COVID-19, everyone was encouraged to work at home for a period and that directive remained throughout the year and is still in place.

The Title VI Program Coordinator, Title VI Specialists and Capital Programs Specialist are responsible for internal Title VI training, monitoring and compliance for each division within Public Works. CCPW Title VI Program Coordinator, Title VI Specialists and Capital Programs Specialist will continue to attend annual WSDOT Title VI training sessions. Internal educations are conducted by the Title VI Program Coordinator and Title VI Specialists.

The Title VI Coordinator has had the opportunity to attend division team meetings throughout the calendar year to answer and provide guidance on Title VI procedures as well as holding virtual Q&A sessions. Conversations with staff to ensure there is an understanding of Title VI and the required compliance for the entire organization. This is a frequent and ongoing activity that happens continually to ensure staff is complying with Title VI requirements. CCPW staff have been provided with training, tools, and direct access to contact interpretation and translation services if the need arises. Public Works lobby areas, where there is direct community contact, have posters on display to help staff and community members immediately identify if there are alternate language needs. Our Website is updated with all Title VI information, policy statements, as well as the complaint process to ensure that the community has access to it.



Project Mangers continue to meet individually with the Title VI Coordinator for a step-by-step walk through of how to utilize demographic data and maps to ensure proper LEP determination process is being followed.

CCPW Communications Manager ensures that CCPW printed materials and communications are all in compliance and Title VI requirements. She ensures that when mailers are sent to the community, they are appropriately translated for LEP communities.

The county Public Works Director, Public Works Division Managers, the Public Works Title VI Program Coordinator and Title VI Specialists continually support Title VI Plan and county-wide principals.

## **Section VII – GOALS**

The past year has been challenging for both the county workforce and the entirety of Clark County. CCPW has seen many changes over the last year. Because of the COVID-19 pandemic, staff had to learn a new way to work collaboratively. In the beginning of the year meetings were cancelled and/or rescheduled for a time when it was safer to gather. As the year progressed, it was realized that the way business is conducted has been changed forever. In the next year CCPW will continue to think of ways to encourage and increase participation of low-income, minority and LEP populations through our public outreach efforts. CCPW is also looking forward to implementing the changes that come with WSDOT's updating of Chapter 28 of the LAG Manual and updating our internal processes.

## **APPENDICES**

**A – Clark County's Title VI Assurances**

**B – Certified copy of Clark County's Annual Title VI Statement**

**C – Clark County Public Works Organizational Charts**

**D – Clark County Demographics Data**

**E – Public Works Listings of Public Meetings and Open Houses**

**F – LEP Outreach Efforts – Documents and Flyers**

**G – Public Works Consultant Contract Payment Summary;  
Community Development -Development and Engineering Consultant Payments;  
Community Planning Interdepartmental Service Agreement with Billings for 2020; and  
Community Planning Revenue Expense Details**

**H – Reporting Period Transportation Improvements Program;  
Annual Construction Program; and  
On-going Programs**

**The United States Department of Transportation**

**Standard Title VI/Non-Discrimination Assurances**

**DOT Order No. 1050.2A**

**Clark County, Washington** (herein referred to as the “Recipient”), **HEREBY AGREES THAT**, as a condition to receiving any Federal financial assistance from the U.S. Department of Transportation (DOT), through the **Federal Highway Administration (FHWA)**, is subject to and will comply with the following:

**Statutory/Regulatory Authorities**

- Title VI of the Civil Rights Act of 1964 (42 U.S.C. § 2000d *et seq.*, 78 Stat. 252), (prohibits discrimination on the basis of race, color, national origin);
- Federal-Aid Highway Act of 1973, (23 U.S.C. § 324 *et seq.*), (prohibits discrimination on the basis of sex);
- 28 C.F.R. § 50.3 (U.S. Department of Justice Guidelines for Enforcement of Title VI of the Civil Rights Act of 1964);
- The Uniform Relocation Assistance and Real Property Acquisition Policies Act of 1970, (42 U.S.C. § 4601), prohibits unfair treatment of persons displaced or whose property has been acquired because of Federal or Federal-aid programs and projects;
- Title IX of the Education Amendments of 1972, as amended, (20 U.S.C. § 1681 *et seq.*), (prohibits discrimination on the basis of sex in education programs or activities);
- Section 504 of the Rehabilitation Act of 1973, (29 U.S.C. § 794 *et seq.*), as amended, (prohibits discrimination on the basis of disability);
- The Age Discrimination Act of 1975, as amended (42 U.S.C. § 6101 *et seq.*), (prohibits discrimination on the basis of age);
- The Civil Rights Restoration Act of 1987, (PL 100-209, (Broadened the scope, coverage and applicability of Title VI of the Civil Rights Act of 1964, The Age Discrimination Act of 1975 and Section 504 of the Rehabilitation Act of 1973, by expanding the definition of the terms “programs or activities” to include all of the programs or activities of the Federal-aid recipients, sub-recipients and contractors, whether such programs or activities are Federally funded or not);
- Americans with Disabilities Act of 1990, as amended, (42 U.S.C. § 12101 *et seq.*), (prohibits discrimination on the basis of disability);
- 49 C.F.R. part 21 (entitled *Nondiscrimination In Federally-Assisted Programs Of The Department of Transportation – Effectuation of Title VI Of The Civil Rights Act Of 1964*);
- 49 C.F.R. part 27 (entitled *Nondiscrimination On The Basis Of Disability In Programs Or Activities Receiving Federal Financial Assistance*);
- 49 C.F.R. part 28 (entitled *Enforcement Of Nondiscrimination On The Basis Of Handicap In Programs Or Activities Conducted By The Department of Transportation*);
- 49 C.F.R. part 37 (entitled *Transportation Services For Individuals With Disabilities (ADA)*);
- 28 C.F.R. part 35 (entitled *Discrimination On The Basis Of Disability In State And Local Government Services*);

- 28 C.F.R. section 50.3 (U.S. Department of Justice Guidelines for Enforcement of Title VI of the Civil Rights Act of 1964);

The preceding statutory and regulatory cites hereinafter are referred to as the “Acts” and “Regulations,” respectively.

Although not applicable to Recipients directly, there are certain Executive Orders and relevant guidance that direct action by Federal agencies regarding their federally assisted programs and activities to which compliance is required by Recipients to ensure Federal agencies carry out their responsibilities.

Executive Order 12898 (1995), entitled “Federal Actions to Address Environmental Justice in Minority Populations and Low-income Populations” emphasizes that Federal agencies should use existing laws to achieve Environmental Justice, in particular Title VI, to ensure nondiscrimination against minority populations. Recipients should be aware that certain Title VI matters raise Environmental Justice concerns and FHWA intends that all Recipients evaluate and revise existing procedures (as appropriate) to address and implement Environmental Justice:

[https://www.fhwa.dot.gov/environment/environmental\\_justice/index.cfm](https://www.fhwa.dot.gov/environment/environmental_justice/index.cfm).

Additionally, Executive Order 13166 (2001) on Limited English Proficiency, according to the U.S. Department of Justice in its Policy Guidance Document dated August 16, 2000 (65 Fed. Reg. at 50123), clarifies the responsibilities associated with the “*application of Title VI’s prohibition on national origin discrimination when information is provided only in English to persons with limited English proficiency.*” When receiving Federal funds Recipients are expected to conduct a Four-Factor Analysis to prevent discrimination based on National Origin. (See also U.S DOT’s “*Policy Guidance Concerning Recipients’ Responsibilities to Limited English Proficient (LEP) Persons,*” dated December 14, 2005, (70 Fed. Reg. at 74087 to 74100); the Guidance is a useful resource when performing a Four-Factor Analysis).

### **General Assurances**

In accordance with the Acts, the Regulations, and other pertinent directives, circulars, policy, memoranda, and/or guidance, the Recipient hereby gives assurances that it will promptly take any measures necessary to ensure that:

*“No person in the United States shall, on the grounds of race, color, national origin, sex, age, disability, low-income, or LEP be excluded from participation in, be denied the benefits of, or be otherwise subjected to discrimination under any program or activity for which the Recipient receives Federal financial assistance from DOT, including the FHWA.”*

The Civil Rights Restoration Act of 1987 clarified the original intent of Congress, with respect to Title VI and other non-discrimination requirements (The Age Discrimination Act of 1975, and Section 504 of the Rehabilitation Act of 1973) by restoring the broad, institutional-wide scope and coverage of these non-discrimination statutes and requirements to include all programs and activities of the Recipient, so long as any portion of the program is Federally-assisted.

### **Specific Assurances**

More specifically, and without limiting the above general Assurances, the Recipient agrees with and gives the following Assurances with respect to its Federally assisted **FHWA Programs**:

1. The Recipient agrees that each “activity,” “facility,” or “program,” as defined in 49 C.F.R. §§ 21.23(b) and 21.23(e) will be (with regard to an “activity”) facilitated, or will be (with regard to a “facility”) operated, or will be (with regard to a “program”) conducted in compliance with all requirements imposed by, or pursuant to the Acts and the Regulations;

2. The Recipient will insert the following notification in all solicitations for bids, Requests for Proposals for work, or material subject to the Acts and the Regulations made in connection with the FHWA program and, in adapted form, in all proposals for negotiated agreements regardless of funding source:

*“Clark County, Washington in accordance with the provisions of Title VI of the Civil Rights Act of 1964 (78 Stat. 42 U.S.C. §§ 2000d to 2000d-4) and the Regulations, hereby notified all bidders that it will affirmatively ensure that any contract entered into pursuant to this advertisement, all contractors will be afforded full and fair opportunity to submit bids in response to this invitation and will not be discriminated against on the grounds of the owner’s race, color, national origin, sex, age, disability, income-level, or LEP in consideration for an award.”;*

3. The Recipient will insert the clauses of Appendix A and E of this Assurance in every contract or agreement subject to the Acts and the Regulations.
4. The Recipient will insert the clauses of Appendix B of this Assurance, as a covenant running with the land, in any deed from the United States effecting or recording a transfer of real property, structures, use, or improvements thereon or interest therein to a Recipient;
5. That where the Recipient received Federal financial assistance to construct a facility, or part of a facility, the Assurance will extend to the entire facility and facilities operated in connection therewith;
6. That where the Recipient received Federal financial assistance in the form, or for the acquisition of real property or an interest in real property, the Assurance will extend to rights to space on, over, or under such property;
7. That the Recipient will include the clauses set forth in Appendix C and Appendix D of this Assurance, as a covenant running with the land, in any future deeds, leases, licenses, permits, or similar instruments entered into by the Recipient with other parties:
  - a. for the subsequent transfer of real property acquired or improved under the applicable activity, project, or program; and
  - b. for the construction or use of, or access to, space on, over, or under real property acquired or improved under the applicable activity, project, or program.
8. That this Assurance obligates the Recipient for the period during which Federal financial assistance is extended to the program, except where the Federal financial assistance is to provide, or is in the form of, personal property, or real property, or interest therein, or structures or improvements thereon, in which case the Assurance obligates the Recipient, or any transferee for the longer of the following periods:
  - a. the period during which the property is used for a purpose for which the Federal financial assistance is extended, or for another purpose involving the provision of similar services or benefits; or
  - b. the period during which the Recipient retains ownership or possession of the property.
9. The Recipient will provide for such methods of administration for the program as are found by the Clark County Manager or the official to whom is delegated specific authority to give reasonable guarantee that it, or other recipients, sub-recipients, sub-grantees, contractors, subcontractors, consultants, transferees, successors in interest, and other participants of

Federal financial assistance under such program will comply with all requirements imposed or pursuant to the Acts, the Regulations, and this Assurance.

10. The Recipient agrees that the United States has a right to seek judicial enforcement with regard to any matter arising under the Acts, the Regulations, and this Assurance.

By signing this ASSURANCE, **Clark County, Washington** also agrees to comply (and require any sub-recipients, sub-grantees, contractors, successors, transferees, and/or assignees to comply) with all applicable provisions governing the **FHWA's** access to records, accounts, documents, information, facilities, and staff. You also recognize that you must comply with any program or compliance reviews, and/or compliant investigations conducted by **FHWA**, or its designee in a timely, complete, and accurate way. Additionally, you must comply with all other reporting, data collection, and evaluation requirements, as prescribed by law or detailed in program guidance.

**Clark County, Washington** gives this ASSURANCE in consideration of and for obtaining any Federal grants, loans, contracts, agreements, property, and/or discounts, or other Federal-aid and Federal financial assistance extended after the date hereof to the Recipient by the U.S Department of Transportation under **FHWA Programs**. This ASSURANCE is binding on **Clark County, Washington**, other recipients, sub-recipients, sub-grantees, contractors, subcontractors and their subcontractors', transferees, successors in interest, and any other participants in **FHWA Programs**. The person(s) signing below is authorized to sign this ASSURANCE on behalf of the Recipient.

**Clark County, Washington**

By: Kathleen Otto

Kathleen Otto, Interim Clark County Manager

Dated: 4/15/2020

## APPENDIX A

During the performance of this contract, the contractor, for itself, its assignees, and successors in interest (hereinafter referred to as the “contractor”) agrees as follows:

1. **Compliance with Regulations:** The contractor (hereinafter includes consultants) will comply with the Acts and the Regulations relative to Non-discrimination in Federally-assisted programs of the U.S. Department of Transportation, Federal Highway Administration (FHWA), as they may be amended from time to time, which are herein incorporated by reference and made a part of this contract.
2. **Non-discrimination:** The contractor, with regard to the work performed by it during the contract, will not discriminate on the grounds of race, color, national origin, sex, age, disability, income-level, or Limited English Proficiency (LEP) in the selection and retention of subcontractors, including procurements of materials and leases of equipment. The contractor will not participate directly or indirectly in the discrimination prohibited by the Acts and the Regulations as set forth in Appendix E, including employment practices when the contract covers any activity, project, or program set forth in Appendix B of 49 C.F.R. Part 21.
3. **Solicitations for Subcontracts, Including Procurements of Materials and Equipment:** In all solicitations, either by competitive bidding, or negotiation made by the contractor for work to be performed under a subcontract, including procurements of materials, or leases of equipment, each potential subcontractor or supplier will be notified by the contractor of the contractor’s obligations under this contract and the Acts and the Regulations relative to Non-discrimination on the grounds of race, color, national origin, sex, Age, disability, income-level or LEP.
4. **Information and Reports:** The contractor will provide all information and reports required by the Acts, the Regulations and directives issued pursuant thereto and will permit access to its books, records, accounts, other sources of information, and its facilities as may be determined by the Recipient or the FHWA to be pertinent to ascertain compliance with such Acts, Regulations and instructions. Where any information required of a contractor is in the exclusive possession of another who fails or refuses to furnish the information, the contractor will so certify to the Recipient or the FHWA, as appropriate, and will set forth what efforts it has made to obtain the information.
5. **Sanctions for Noncompliance:** In the event of a contractor’s noncompliance with the Non-discrimination provisions of this contract, the Recipient will impose such contract sanctions as it or the FHWA may determine to be appropriate, including, but not limited to:
  - a. withholding payments to the contractor under the contract until the contractor complies; and/or
  - b. cancelling, terminating, or suspending a contract, in whole or in part.
6. **Incorporation of Provisions:** The contractor will include the provisions of paragraphs one through six in every subcontract, including procurements of materials and leases of equipment, unless exempt by the Acts, the Regulations and directives issued pursuant thereto. The contractor will take action with respect to any subcontract or procurement as the Recipient or the FHWA may direct as a means of enforcing such provisions including sanctions for noncompliance. Provided, that if the contractor becomes involved in, or is threatened with litigation by a subcontractor, or supplier because of such direction, the contractor may request the Recipient to enter into any litigation to protect the interests of the Recipient. In addition, the contractor may request the United States to enter into the litigation to protect the interests of the United States.

## APPENDIX B

### CLAUSES FOR DEEDS TRANSFERRING UNITED STATES PROPERTY

The following clauses will be included in deeds effecting or recording the transfer of real property, structures, or improvements thereon, or granting interest therein from the United States pursuant to the provisions of Assurance 4:

**NOW THEREFORE**, the U.S. Department of Transportation as authorized by law and upon the condition that **Clark, County Washington**, will accept title to the lands and maintain the project constructed thereon in accordance with the requirements imposed by Title 49, Code of Federal Regulations, U.S. Department of Transportation, subtitle A, Office of the Secretary, part 21, Non-discrimination in Federally-assisted programs of the U.S. Department of Transportation pertaining to and effectuating the provisions of Title VI of the Civil Rights Act of 1964 (78 Stat. 252; 42 U.S.C. § 2000d to 2000d-4), the Regulations of the Administration of the **Federal Highway Administration (FHWA) Program**, and the policies and procedures prescribed by the **FHWA** of the U.S. Department of Transportation in accordance and in compliance with all requirements imposed by Title 49, Code of Federal Regulations, Department of Transportation, subtitle A, Office of Secretary, part 21, Non-discrimination in Federally-assisted programs of the Department of Transportation pertaining to and effectuating the provisions of Title VI of the Civil Rights Act of 1964 (78 Stat. 252; 42 U.S.C. § 2000d to 2000d-4), does hereby remise, release, quitclaim, and convey unto **Clark, County Washington**, all the right, title and interest of the U.S. Department of Transportation in and to said lands described in Exhibit A attached hereto and made a part hereof.

#### (HABENDUM CLAUSE)

**TO HAVE AND TO HOLD** said lands and interests therein unto **Clark, County Washington**, and its successors forever, subject, however, to the covenants, conditions, restrictions and reservations herein contained as follows, which will remain in effect for the period during which the real property or structures are used for a purpose for which Federal financial assistance is extended or for another purpose involving the provision of similar services or benefits and will be binding on **Clark, County Washington**, its successors and assigns.

**Clark, County Washington**, in consideration of the conveyance of said lands and interests in lands, does hereby covenant and agree as a covenant running with the land for itself, its successors and assigns, that (1) no person will on the grounds of race, color, national origin, sex, age, disability, income-level, or LEP be excluded from participation in, be denied the benefits of, or be otherwise subjected to discrimination with regard to any facility located wholly or in part on, over, or under such lands hereby conveyed [,] [and]\* (2) that **Clark, County Washington**, will use the lands and interests in lands and interests in lands so conveyed, in compliance with all requirements imposed by or pursuant to Title 49, Code of Federal Regulations, Department of Transportation, subtitle A, Office of the Secretary, part 21, Non-discrimination in Federally-assisted programs of the U.S. Department of Transportation, Effectuation of Title VI of the Civil Rights Act of 1964, and as said Regulations and Acts may be amended [,] and (3) that in the event of breach of any of the above-mentioned non-discrimination conditions, the Department will have a right to enter or re-enter said lands and facilities on said land, and that above described land and facilities will thereon revert to and vest in and become the absolute property of the U.S. Department of Transportation and its assigns as such interest existed prior to this instruction].\*

(\*Reverter clause and related language to be used only when it is determined that such a clause is necessary in order to effectuate the purpose of Title VI.)

## APPENDIX C

### CLAUSES FOR TRANSFER OF REAL PROPERTY ACQUIRED OR IMPROVED UNDER THE ACTIVITY, FACILITY, OR PROGRAM

The following clauses will be included in deeds, licenses, leases, permits, or similar instruments entered into by **Clark, County Washington**, pursuant to the provisions of Assurance 7(a):

- A. The (grantee, lessee, permittee, etc. as appropriate) for himself/herself, his/her heirs, personal representatives, successors in interest, and assigns, as a part of the consideration hereof, does hereby covenant and agree [in the case of deeds and leases add “as a covenant running with the land”] that:
  - 1. In the event facilities are constructed, maintained, or otherwise operated on the property described in this (deed, license, lease, permit, etc.) for a purpose for which a U.S. Department of Transportation activity, facility, or program is extended or for another purpose involving the provision of similar services or benefits, the (grantee, licensee, lessee, permittee, etc.) will maintain and operate such facilities and services in compliance with all requirements imposed by the Acts and Regulations (as may be amended) such that no person on the grounds of race, color, or national origin, will be excluded from participation in, denied the benefits of, or be otherwise subjected to discrimination in the use of said facilities.
- B. With respect to licenses, leases, permits, etc., in the event of breach of any of the above Non-discrimination covenants, **Clark, County Washington**, will have the right to terminate the (lease, license, permit, etc.) and to enter, re-enter, and repossess said lands and facilities thereon, and hold the same as if the (lease, license, permit, etc.) had never been made or issued.\*
- C. With respect to a deed, in the event of breach of any of the above Non-discrimination covenants, **Clark, County Washington**, will have the right to enter or re-enter the lands and facilities thereon, and the above described lands and facilities will there upon revert to and vest in and become the absolute property of **Clark, County Washington**, and its assigns.\*

(\*Reverter clause and related language to be used only when it is determined that such a clause is necessary in order to effectuate the purpose of Title VI.)



## APPENDIX D

### CLAUSES FOR CONSTRUCTION/USE/ACCESS TO REAL PROPERTY ACQUIRED UNDER THE ACTIVITY, FACILITY OR PROGRAM

The following clauses will be included in deeds, licenses, permits, or similar instruments/agreements entered into by **Clark, County Washington**, pursuant to the provisions of Assurance 7(b):

- A. The (grantee, licensee, permittee, etc., as appropriate) for himself/herself, his/her heirs, personal representatives, successors in interest, and assigns, as a part of the consideration hereof, does hereby covenant and agree (in the case of deeds and leases add, “as a covenant running with the land”) that (1) no person on the ground of race, color, or national origin, will be excluded from participation in, denied the benefits of, or be otherwise subjected to discrimination in the use of said facilities, (2) that in the construction of any improvements on, over, or under such land, and the furnishing of services thereon, no person on the ground of race, color, or national origin, will be excluded from participation in, denied the benefits or, or otherwise be subjected to discrimination, (3) that the (grantee, licensee, lessee, permittee, etc.) will use the premises in compliance with all other requirements imposed by or pursuant to the Acts and Regulations, as amended, set forth in this Assurance.
- B. With respect to (licenses, leases, permits, etc.), in the event of breach of any of the above of the Non-discrimination covenants, **Clark, County Washington**, will have the right to terminate the (license, permit, etc., as appropriate) and to enter or re-enter and repossess said land and the facilities thereon, and hold the same as if said (license, permit etc., as appropriate) had never been made or issues.\*
- C. With respect to deeds, in the event of breach of any of the Non-discrimination covenants, **Clark, County Washington**, will there upon revert to and vest in and become the absolute property of **Clark, County Washington**, and its assigns.\*

(\*Reverter clause and related language to be used only when it is determined that such a clause is necessary to make clear the purpose of Title VI.)

## APPENDIX E

During the performance of this contract, the contractor, for itself, its assignees, and successors in interest (hereinafter referred to as the “contractor”) agrees to comply with the following non-discrimination statutes and authorities, including, but not limited to:

### **Pertinent Non-Discrimination Authorities:**

- Title VI of the Civil Rights Act of 1964 (42 U.S.C. § 2000d *et seq.*, 78 stat.252), prohibits discrimination on the basis of race, color, national origin); and 49 CFR Part 21.
- The Uniform Relocation Assistance and Real Property Acquisition Policies Act of 1970, (42 U.S.C. § 4601), (prohibits unfair treatment of persons displaced or whose property has been acquired because of Federal or Federal-aid programs and projects);
- Federal-Aid Highway Act of 1973, (23 U.S.C. § 324 *et seq.*), prohibits discrimination on the basis of sex);
- Section 504 of the Rehabilitation Act of 1973, (29 U.S.C. § 794 *et seq.*), as amended, prohibits discrimination on the basis of disability; and 49 CFR Part 27;
- The Age Discrimination Act of 1975, as amended, (42 U.S.C. § 6101 *et seq.*), prohibits discrimination on the basis of age);
- Airport and Airway Improvement Act of 1982, (49 U.S.C. § 471, Section 47123, as amended, (prohibits discrimination based on race, creed, color, national origin, or sex);
- The Civil Rights Restoration Act of 1987, (PL 100-209), Broadened the scope, coverage and applicability of Title VI of the Civil Rights Act of 1964, The Age Discrimination Act of 1975 and Section 504 of the Rehabilitation Act of 1973, by expanding the definition of the terms “programs or activities” to include all of the programs or activities of the Federal-aid recipients, sub-recipients and contractors, whether such programs or activities are Federally funded or not);
- Titles II and III of the Americans with Disabilities Act, which prohibit discrimination on the basis of disability in the operation of public entities, public and private transportation systems, places of public accommodation, and certain testing entities (42 U.S.C. §§ 12131 – 12189) as implemented by Department of Transportation regulations 49 C.F.R. parts 37 and 38.
- The Federal Aviation Administration’s Non-discrimination statute (49 U.S.C. § 47123) (prohibits discrimination on the basis of race, color, national origin, and sex);
- Executive Order 12898, Federal Actions to Address Environmental Justice in Minority Populations and Low-Income Populations, which ensures discrimination against minority populations by discouraging programs, policies, and activities with disproportionately high and adverse human health or environmental effects on minority and low-income populations;
- Executive Order 13166, Improving Access to Services for Persons with Limited English Proficiency, and resulting agency guidance, national origin discrimination includes discrimination because of limited English proficiency (LEP). To ensure compliance with Title VI, you must take reasonable steps to ensure that LEP persons have meaningful access to your programs (70 Fed. Reg. at 74087 to 74100);
- Title IX of the Education Amendments of 1972, as amended, which prohibits you from discriminating because of sex in education programs or activities (20 U.S.C. 1681 *et seq.*).

**Affidavit of Publication  
STATE OF WASHINGTON**

**County of Clark**

)

**ss:  
COLUMBIAN**

CLARK CTY PUBLIC WORKS-L  
PO BOX 9810  
VANCOUVER WA 98666


REFERENCE:  
0000070285  
0000484030 TITLE VI NOTICE

I, the undersigned say,  
That I am over the age of eighteen and not interested in the above entitled matter; that I am now, and at all times embraced in the publication herein mentioned, was, the principal clerk of the printer of The Columbian, a daily newspaper printed, published and circulated in the said county and adjudged a newspaper of general circulation by the Superior Court of the County of Clark, State of Washington, under Proceeding No. 802006715; that the advertisement, of which the annexed is a true printed copy, was published in the above-named newspaper on the following dates, To wit:

PUBLISHED ON 12/15/2020.  
TOTAL COST: 59.50  
FILED ON: 12/15/2020

I Certify (or declare) under penalty of perjury that the foregoing is true and correct.

Signature \_\_\_\_\_



**Clark County  
Title VI  
Notice to the Public**  
Clark County hereby gives public notice that it is the County's policy to assure full compliance with Title VI of the Civil Rights Act of 1964, as amended, the Civil Rights Restoration Act of 1987, and related statutes and regulations in all programs and activities. Title VI and related laws require that no person shall on the grounds of race, color, sex, or national origin be excluded from participation in, be denied the benefits of, or be otherwise subjected to discrimination under any Federal Aid Highway program or other activity for which Clark County receives Federal financial assistance.  
Any person who believes they have been aggrieved by an unlawful discriminatory practice under Title VI has a right to file a formal complaint with Clark County. Any such complaint must be in writing and filed with the Clark County Public Works Title VI Coordinator within one hundred, eighty (180) days following the date of the alleged discriminatory occurrence. The Title VI Complaint Procedures and Form may be obtained from the Title VI Coordinator at no cost to the complainant by calling 554-397-4944 or visiting our Public Works Title VI website at: <https://www.clark.wa.gov/public-works/title-vi-requirements-and-related-information>  
December 15 - 484030



Table with 4 columns: Name, Pos #, Class, FTE. Rows include PSC Administration (Smith, Lauren), Public Information (Reed, Megan), and Emergency Management (Lewis, Mike).

Office of Public Works Director/County Engineer. Name: Gayoumi, Ahmad S. Pos #: P000124. Class: Director, Public Works. FTE: 1.

Direct Reports: 9

Total FTE: 1

Office of Public Works Deputy Director. Name: \*VACANT. Pos #: P001956. Class: Deputy Director. FTE: 1.

Direct Reports: 6

Total FTE: 1

Vacancies: 1

Operations Administration. Name: Ensminger, Sheila A. Pos #: P000131. Class: Office Manager. FTE: 1. Other staff include Wick, Suzanne and Guardino, Corina I.

Total FTE: 5

Vacancies: 0

Finance. Name: Haney, Eva. Pos #: P000123. Class: Finance Manager. FTE: 1. Other staff include Scott, Amanda S and Trunk, Tracy L.

Total FTE: 9

Vacancies: 0

Division Manager Direct Reports: 5

Transportation. Name: Klug, Robert D. Pos #: P001579. Class: Engineering Division Mgr. FTE: 1. Other staff include Burmaster, Cherle D and Traffic Engineering & Operations.

Total FTE: 35.2

Vacancies: 4

Division Manager Direct Reports: 6

Engineering & Construction. Name: Grange, Thomas D. Pos #: P001591. Class: Engineering Division Mgr. FTE: 1. Other staff include Carick, Traci L and County Surveyor/Survey.

Total FTE: 62

Vacancies: 6

Division Manager Direct Reports: 6

Clean Water. Name: Schnabel, Jeffrey D. Pos #: P001512. Class: Program Manager III (Interim). FTE: 1. Other staff include Millward, Alice and Hall-Nelson, Sabra J.

Total FTE: 33.5

Vacancies: 3

Division Manager Direct Reports: 8

Parks & Lands. Name: Burley, Galina. Pos #: P001551. Class: Program Manager III. FTE: 1. Other staff include Christensen, Eric and \* VACANT.

Total FTE: 52.90

Vacancies: 3

Division Manager Direct Reports: 6

Road Maintenance and Operations. Name: Vincent, Brian. Pos #: P001661. Class: Operations Mgr. Public Works. FTE: 1. Other staff include Willito, Tina R and \* VACANT.

Total FTE: 77

Vacancies: 6

Division Manager Direct Reports: 5

Fleet Services. Name: Davies, Shae. Pos #: P000745. Class: Program Manager III. FTE: 1. Other staff include Monett, Penny A and Donald, Susan L.

Total FTE: 1

Vacancies: 1

Division Manager Direct Reports: 6

Preservation Management. Name: Carlie, Karen. Pos #: P001627. Class: Engineering Svc Mgr III. FTE: 1. Other staff include Jaafar, Rani and Wianzik, Raku.

Total FTE: 1

Vacancies: 1

Division Manager Direct Reports: 6

Bridge/Culvert and Asphalt/Guardrail Program. Name: \* VACANT. Pos #: P001664. Class: Operations Superintendent. FTE: 1.

Total FTE: 1

Vacancies: 1

Division Manager Direct Reports: 6

Compliances and Asset Services. Name: Tyler, Kevin J. Pos #: P001556. Class: Engineering Svc Mgr III. FTE: 1. Other staff include Walker, Christina R and \* VACANT.

Total FTE: 52.90

Vacancies: 3

Division Manager Direct Reports: 6

Vegetation and Forestry Management. Name: Cowley, Danielle L. Pos #: P001915. Class: Weed Mgmt Field Inspct, Lead. FTE: 1. Other staff include Collett, Justin and Ebert, Daniel L.

Total FTE: 77

Vacancies: 6

Division Manager Direct Reports: 5

Rural and Medians/Sweepers. Name: Oman, Carl K. Pos #: P001702. Class: Operations Superintendent. FTE: 1. Other staff include \* VACANT and Washougal.

Total FTE: 77

Vacancies: 6

Division Manager Direct Reports: 5

Washougal. Name: Catania, Dominic J. Pos #: P001660. Class: Highway Maint Crew Chief. FTE: 1. Other staff include Pao, Patricia E and Persinger, Mark C.

Total FTE: 77

Vacancies: 6

Division Manager Direct Reports: 5

Daybreak. Name: Eickland, Nick A. Pos #: P001663. Class: Highway Maint Crew Chief. FTE: 1. Other staff include Morris, Joseph D and Stutz, Derek.

Total FTE: 77

Vacancies: 6

Division Manager Direct Reports: 5

Environmental Permitting. Name: Taylor, Jennifer. Pos #: P001650. Class: Program Coordinator II. FTE: 1. Other staff include Schense, Pam and Malone, Jeffrey.

Total FTE: 77

Vacancies: 6

Division Manager Direct Reports: 5

Maple. Name: Mats, Justin T. Pos #: P001668. Class: Highway Maint Crew Chief. FTE: 1. Other staff include Young, Darrell A and McDougall, Roger V.

Total FTE: 77

Vacancies: 6

Division Manager Direct Reports: 5

Finn Hill. Name: Hendrickson, Aaron R. Pos #: P001671. Class: Highway Maint Crew Chief. FTE: 1. Other staff include Williams, Liel A and Brodahl, James E.

Total FTE: 77

Vacancies: 6

Division Manager Direct Reports: 5

Medians. Name: Stevens, Jeremy. Pos #: P002141. Class: Highway Maintenance Crew Chief. FTE: 1. Other staff include Hook, Jeff J and Powertend, Scott.

Total FTE: 77

Vacancies: 6

Division Manager Direct Reports: 5

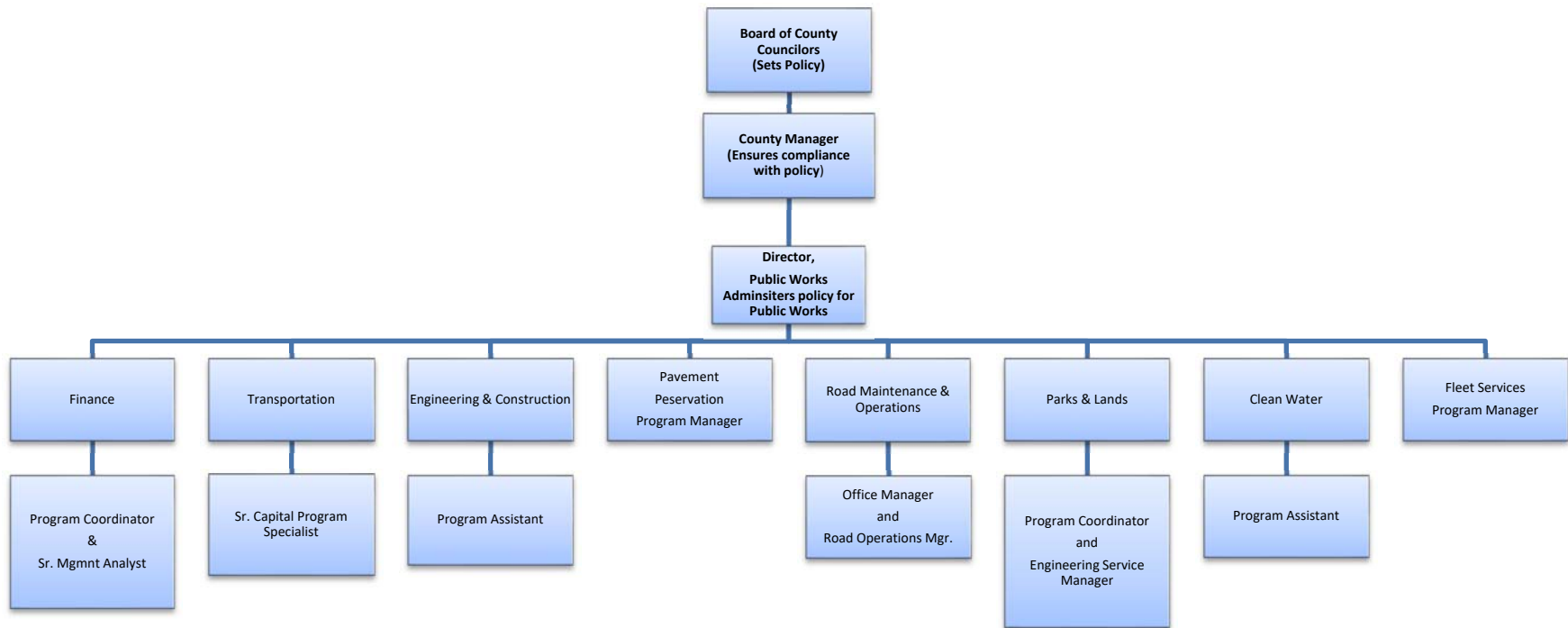
Summary. Total PW FTE: 315.60. Total Vacancies: 24.00.

Total FTE: 77

Vacancies: 6

Division Manager Direct Reports: 5

\*One is frozen



Location: Clark County  
 Ring (buffer): 0-mile radius  
 Description:

Summary of ACS Estimates		2013 - 2017
Population		457,474
Population Density (per sq. mile)		728
Minority Population		94,091
% Minority		21%
Households		167,717
Housing Units		176,422
Housing Units Built Before 1950		13,526
Per Capita Income		32,162
Land Area (sq. miles) (Source: SF1)		628.47
% Land Area		96%
Water Area (sq. miles) (Source: SF1)		27.13
% Water Area		4%

	2013 - 2017 ACS Estimates	Percent	MOE (±)
<b>Population by Race</b>			
Total	457,474	100%	0
Population Reporting One Race	435,978	95%	4,667
White	386,488	84%	1,378
Black	8,482	2%	703
American Indian	2,747	1%	365
Asian	20,651	5%	577
Pacific Islander	3,248	1%	353
Some Other Race	14,362	3%	1,291
Population Reporting Two or More Races	21,496	5%	1,148
Total Hispanic Population	41,165	9%	0
Total Non-Hispanic Population	416,309		
White Alone	363,383	79%	509
Black Alone	8,025	2%	683
American Indian Alone	2,229	0%	283
Non-Hispanic Asian Alone	20,069	4%	494
Pacific Islander Alone	3,129	1%	323
Other Race Alone	1,042	0%	522
Two or More Races Alone	18,432	4%	959
<b>Population by Sex</b>			
Male	226,178	49%	98
Female	231,296	51%	98
<b>Population by Age</b>			
Age 0-4	28,917	6%	0
Age 0-17	114,077	25%	1,212
Age 18+	343,397	75%	2,354
Age 65+	64,408	14%	1,235

**Data Note:** Detail may not sum to totals due to rounding. Hispanic population can be of any race.  
 N/A means not available. **Source:** U.S. Census Bureau, American Community Survey (ACS) 2013 - 2017

Location: Clark County  
 Ring (buffer): 0-mile radius  
 Description:

	2013 - 2017 ACS Estimates	Percent	MOE (±)
<b>Population 25+ by Educational Attainment</b>			
Total	305,853	100%	56
Less than 9th Grade	7,446	2%	579
9th - 12th Grade, No Diploma	17,061	6%	892
High School Graduate	74,832	24%	1,676
Some College, No Degree	117,683	38%	2,064
Associate Degree	33,289	11%	1,103
Bachelor's Degree or more	88,831	29%	1,759
<b>Population Age 5+ Years by Ability to Speak English</b>			
Total	428,557	100%	0
Speak only English	364,613	85%	2,003
Non-English at Home <sup>1+2+3+4</sup>	63,944	15%	2,004
<sup>1</sup> Speak English "very well"	38,920	9%	1,496
<sup>2</sup> Speak English "well"	13,644	3%	988
<sup>3</sup> Speak English "not well"	9,148	2%	730
<sup>4</sup> Speak English "not at all"	2,232	1%	395
<sup>3+4</sup> Speak English "less than well"	11,380	3%	830
<sup>2+3+4</sup> Speak English "less than very well"	25,024	6%	1,291
<b>Linguistically Isolated Households*</b>			
Total	4,868	100%	458
Speak Spanish	1,882	39%	279
Speak Other Indo-European Languages	1,641	34%	277
Speak Asian-Pacific Island Languages	1,218	25%	215
Speak Other Languages	127	3%	95
<b>Households by Household Income</b>			
Household Income Base	167,717	100%	860
< \$15,000	12,370	7%	680
\$15,000 - \$25,000	13,096	8%	682
\$25,000 - \$50,000	35,034	21%	1,199
\$50,000 - \$75,000	32,047	19%	1,119
\$75,000 +	75,170	45%	1,684
<b>Occupied Housing Units by Tenure</b>			
Total	167,717	100%	860
Owner Occupied	110,347	66%	1,397
Renter Occupied	57,370	34%	1,162
<b>Employed Population Age 16+ Years</b>			
Total	357,192	100%	414
In Labor Force	228,422	64%	1,580
Civilian Unemployed in Labor Force	14,228	4%	863
Not In Labor Force	128,770	36%	1,688

**Data Note:** Detail may not sum to totals due to rounding. Hispanic population can be of anyrace.

N/A means not available. **Source:** U.S. Census Bureau, American Community Survey (ACS)

\*Households in which no one 14 and over speaks English "very well" or speaks English only.

Location: Clark County  
 Ring (buffer): 0-mile radius  
 Description:

	2013 - 2017 ACS Estimates	Percent	MOE (±)
<b>Population by Language Spoken at Home*</b>			
Total (persons age 5 and above)	428,557	100%	0
English	364,613	85%	2,535
Spanish	23,951	6%	1,045
French	1,015	0%	517
French Creole	N/A	N/A	N/A
Italian	N/A	N/A	N/A
Portuguese	N/A	N/A	N/A
German	1,646	0%	279
Yiddish	N/A	N/A	N/A
Other West Germanic	N/A	N/A	N/A
Scandinavian	N/A	N/A	N/A
Greek	N/A	N/A	N/A
Russian	N/A	N/A	N/A
Polish	N/A	N/A	N/A
Serbo-Croatian	N/A	N/A	N/A
Other Slavic	N/A	N/A	N/A
Armenian	N/A	N/A	N/A
Persian	N/A	N/A	N/A
Gujarathi	N/A	N/A	N/A
Hindi	N/A	N/A	N/A
Urdu	N/A	N/A	N/A
Other Indic	N/A	N/A	N/A
Other Indo-European	5,345	1%	717
Chinese	3,184	1%	429
Japanese	N/A	N/A	N/A
Korean	1,547	0%	425
Mon-Khmer, Cambodian	N/A	N/A	N/A
Hmong	N/A	N/A	N/A
Thai	N/A	N/A	N/A
Laotian	N/A	N/A	N/A
Vietnamese	2,727	1%	645
Other Asian	4,934	1%	810
Tagalog	2,075	0%	458
Other Pacific Island	N/A	N/A	N/A
Navajo	N/A	N/A	N/A
Other Native American	N/A	N/A	N/A
Hungarian	N/A	N/A	N/A
Arabic	495	0%	240
Hebrew	N/A	N/A	N/A
African	N/A	N/A	N/A
Other and non-specified	926	0%	277
<b>Total Non-English</b>	<b>63,944</b>	<b>15%</b>	<b>2,535</b>

**Data Note:** Detail may not sum to totals due to rounding. Hispanic population can be of any race.  
 N/A means not available. **Source:** U.S. Census Bureau, American Community Survey (ACS) 2013 - 2017.  
 \*Population by Language Spoken at Home is available at the census tract summary level and up.



## Appendix E

### Public Works Listing of 2020 Public Meetings and Open Houses

#### Public Meetings

**Unveil new design for Watershed Signs, public media event.** Thursday, January 30, 2020.  
Klineline Park 1112 NE 117th St, Vancouver, WA 98682.

#### Open Houses

**Integrated Aquatic Vegetation Management Plan for Vancouver Lake.** Thursday, January 30, 2020. Columbia River High School, 800 NW 99th St, Vancouver, WA 98665.

**Kozy Kamp Community Park.** Wednesday, February 26, 2020. Luke Jensen Sports Park, 4000 NE 78th Street, Vancouver, WA 98665.

## 2020 Clark County - Clean Water Title VI Events Log

Date		Language	Event / Project	Staff Member	Notes
1	1/8/2020	none	Commission (CWC) pu	Alice Millward	Clean Water Commission meeting with Title VI accommodation verbiage at sign in sheet
2	3/4/2020	none	CWC public meeting	Alice Millward	Clean Water Commission meeting with Title VI accommodation verbiage at sign in sheet
3	3/25/2020	<b>CANCELED due to Covid</b>	CWC public meeting	Alice Millward	Clean Water Commission meeting with Title VI accommodation verbiage at sign in sheet
4	5/6/2020	none	CWC public meeting held virtually	Alice Millward	Clean Water Commission meeting with Title VI accommodation verbiage available
5	7/1/2020	<b>CANCELED due to Covid</b>	CWC public meeting held virtually	Alice Millward	Clean Water Commission meeting with Title VI accommodation verbiage available
6	9/2/2020	none	CWC public meeting held virtually	Alice Millward	Clean Water Commission meeting with Title VI accommodation verbiage available
7	10/7/2020	none	CWC special public meeting held virtually	Alice Millward	Clean Water Commission meeting with Title VI accommodation verbiage available
8	11/4/2020	none	CWC public meeting held virtually	Alice Millward	Clean Water Commission meeting with Title VI accommodation verbiage available
1	2/13/2020	Spanish	Translated Verbiage	Eric Lambert	Translated phrase "Contact your local jurisdiction" for Stormwater Facility Resources Project (Covid delayed until 2021)
	2/13/2020	Russian	Translated Verbiage	Eric Lambert	Translated phrase "Contact your local jurisdiction" for Stormwater Facility Resources Project (Covid delayed until 2021)
	2/13/2020	Vietnamese	Translated Verbiage	Eric Lambert	Translated phrase "Contact your local jurisdiction" for Stormwater Facility Resources Project (Covid delayed until 2021)
	2/13/2020	Chuukese	Translated Verbiage	Eric Lambert	Translated phrase "Contact your local jurisdiction" for Stormwater Facility Resources Project (Covid delayed until 2021)
2	<b>none</b>	NA	Social Media post	Eric Lambert	<b>none in 2020</b>
3	August 2020	Spanish	Outreach / Training	Eric Lambert	Reached out to the Hispanic Metropolitan Chamber of Commerce of OR/SW WA to inquire about trainings we plan to offer in 2021 on stormwater facility maintenance. We offered trainings in Spanish if there was demand.
4	September 2020	Spanish	Outreach / Training	Eric Lambert	We issued an RFQ for focus group research on female dog owners identifying as Latinx in Clark County for a NPDES permit behavior change program revolving around pet waste disposal.
5	December 2020	Spanish	Outreach / Training	Eric Lambert	Focus group research on female dog owners identifying as Latinx. The focus group, which was conducted in English, was moderated by a Hispanic female. (paid extra for that)
6	2020	Spanish	Website/ Brochures	Eric Lambert	Existing materials: Don't Drip & Drive materials and on website.
7	2020	Spanish	Website	Eric Lambert	Natural yard care brochure on Stormwater Partners website
8	2020	Spanish Russian	Source Control Brochures	Eric Lambert	Business Source Control brochures
9	3/31/2020	none	NPDES Report	Rod Swanson	Reported on measures addressing issues re: impacts to overburdened populations
1		none	Title VI Training		No Title VI held / Though CW staff attended DEI training



# HEADS UP

There's an upcoming project in your area. Here's what you need to know.

JUNE 2020

## 2020 CATCH BASIN RETROFIT - CONSTRUCTION

### PROJECT

A contractor will be working to install stormwater improvements at the intersection of Fruit Valley Road and Northwest 78th Street. The work consists of installing new manholes on 78th Street and a new stormwater treatment vault in the island at that intersection. This project will improve water quality in Chicken Creek and Vancouver Lake, and is funded by the county Clean Water Fund.

### SCHEDULE AND TRAFFIC

The work will occur July and August of 2020. Drivers can expect single-lane closures with minor delays on 78th Street between the hours of 8 a.m. and 7 p.m. during the contracted work.

### CONSTRUCTION

Clark County awarded the construction contract to Clark and Sons Excavation of Battle Ground, Wash., which submitted the lowest of seven bids received.

### COMMENTS OR QUESTIONS

Do you have questions about this project? Please contact the project manager listed below by phone or email.

## AVISO

Se aproxima un proyecto en su área. Eso es lo que necesita saber.

JUNIO 2020

## 2020 MODERNIZACIÓN DE CUENCAS DE CAPTURA - CONSTRUCCIÓN

### PROYECTO

Un contratista trabajará para instalar mejoras en el sistema de aguas pluviales en la intersección de Fruit Valley Road y Northwest 78th Street. El trabajo consiste en instalar nuevos pozos de registro sobre la 78th Street y una nueva bóveda de tratamiento de aguas pluviales en la isla en esa intersección. Este proyecto mejorará la calidad del agua en Chicken Creek y Vancouver Lake, y está financiado por el Clean Water Fund del condado.

### HORARIO Y TRÁFICO

El proyecto será llevado a cabo durante los meses de julio y agosto del año 2020. El público que haga uso habitual de las calles puede esperar cierres de un solo carril con retrasos mínimos en la 78th Street de las 8:00 a.m. a las 7:00 p.m. durante el trabajo.

### CONSTRUCCIÓN

Clark County otorgo un contrato de construcción a Clark and Sons Excavation de Battle Ground, Wash., quien presentó la oferta más baja de las siete ofertas recibidas.

### PREGUNTAS O COMENTARIOS

¿Tiene preguntas sobre este proyecto? Favor de contactar al administrador del proyecto anotado en la parte inferior de este apartado, por teléfono o correo electrónico.

Isaac McConnell, project manager Clark County Public Works 564.397.4582 isaac.mcconnell@clark.wa.gov	Devrelle Dumas, construction manager Clark County Public Works 564.397.4071 devrelle.dumas@clark.wa.gov	Magan Reed, communications manager Clark County Public Works 564.397.4398 magan.reed@clark.wa.gov
---	--	--

[www.clark.wa.gov/public-works/2020-catch-basin-retrofit](http://www.clark.wa.gov/public-works/2020-catch-basin-retrofit)

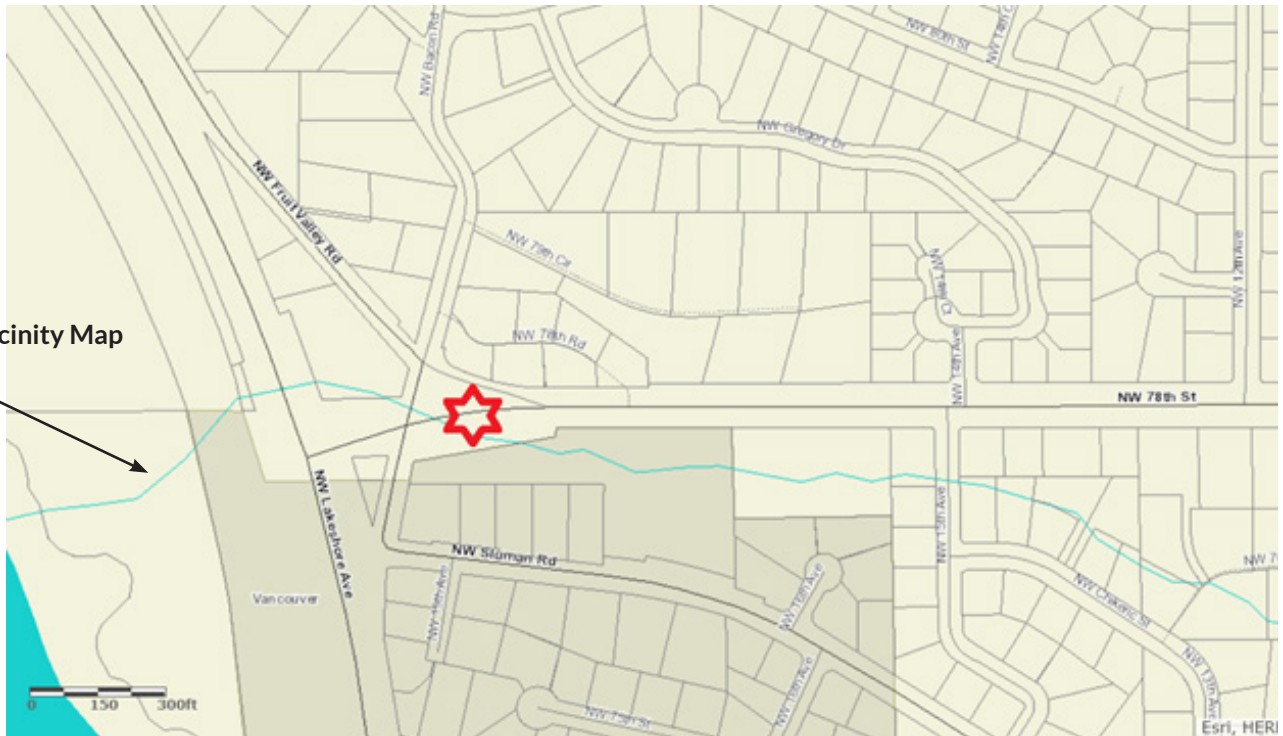


CLARK COUNTY WASHINGTON

PUBLIC WORKS

[www.clark.wa.gov/public-works](http://www.clark.wa.gov/public-works)





[www.clark.wa.gov/public-works/2020-catch-basin-retrofit](http://www.clark.wa.gov/public-works/2020-catch-basin-retrofit)



**CLARK COUNTY WASHINGTON**

**PUBLIC WORKS**

PO Box 9810 • Vancouver, WA 98666-9810

*Accredited by the American Public Works Association*

PRESORTED  
STANDARD  
US POSTAGE PAID  
VANCOUVER, WA  
PERMIT NO 130

## Upcoming construction in your area!



For other formats, contact the Clark County ADA Office

Voice 564.397.2322 / Relay 711 or 800.833.6388

Fax 360.397.6165 / Email [ADA@clark.wa.gov](mailto:ADA@clark.wa.gov)



# UPCOMING CONSTRUCTION IN YOUR AREA

Dear resident,

You recently received notification that scour repair work will occur in Salmon Creek near Salmon Creek Bridge #331, on Northeast Caples Road, approximately 0.39 miles north of Northeast 159th Street. The construction contract was recently awarded to Catworks Construction of Vancouver, Wash. Construction is currently scheduled to begin in July, with the road closure set for July 13 through Sept. 18, although start and end dates are weather dependent.

During construction, a signed detour will be in place. The detour will be State Route 503 between Northeast 149th Street and Northeast 179th Street. Changeable message boards will be placed beside the road at least three days prior to the closure to alert you to the closure, and detour signs will be placed along the detour route. Please see the attached map.

The scour work in the stream is anticipated to end near the time the road is opened. Planting work will occur at the site before the end of 2020, and periodic plant maintenance and replacement is scheduled to occur in 2021.

Junio 2020

Estimado residente,

Recientemente recibió una notificación de que se realizarán trabajos de reparación de socavación en Salmon Creek, cerca del puente Salmon Creek # 331, sobre Northeast Caples Road, aproximadamente 0.39 millas al norte de Northeast 159th Street. El contrato de construcción se adjudicó recientemente a Catworks Construction de Vancouver, Wash. La construcción está programada para comenzar en julio, y el cierre de la carretera comenzará el 13 de julio y se extenderá hasta el 18 de sept., aunque las fechas de inicio y finalización dependerán del clima.

Durante la construcción, habrá señaleros indicando una ruta de desvío. El desvío será State Route 503 entre Northeast 149th Street y Northeast 179th Street. Se colocarán paneles de mensajes cambiables junto a la carretera al menos tres días antes del cierre para avisarle sobre el cierre, y se colocarán letreros de desvío a lo largo de la ruta de desvío. Por favor vea el mapa adjunto.

Se anticipa que el trabajo de tratamiento de reparación de socavación en el arroyo terminará cerca del momento en que se abra la calle. El trabajo de plantación ocurrirá en el sitio antes de finales del año 2020, y el mantenimiento y reemplazo periódico de las plantas está programado para el año 2021.

Июнь 2020

Уважаемый Резидент,

Недавно вы получили уведомление о том, что работы по починке размывов будут выполнены в ручье Salmon Creek возле Моста через Salmon Creek #331, что на Northeast Caples Road примерно в 0.39 мили к северу от Northeast 159th Street. Контракт на проведение строительных работ недавно получила компания Catworks Construction из Ванкувера. Начало строительства намечено на Июль, с перекрытием дорожного движения начиная с 13-го Июля и до 18-го Сентября, хотя точные даты начала и окончания зависят от погодных условий.

Во время строительства будет действовать одобренный план объезда. Этот объезд будет проходить по State Route 503 между Northeast 149th Street и Northeast 179th Street. Настраиваемые информационные табло с сообщениями будут установлены вдоль дороги как минимум за три дня до перекрытия дороги, чтобы уведомить вас о планируемом перекрытии. Знаки с направлением объезда будут также установлены вдоль всего маршрута объезда. Пожалуйста, посмотрите приложенную карту.

Ожидается, что работы по починке размывов будут окончены примерно в то же время, когда дорога снова будет открыта. Работы по высадке растений будут проведены в этом же месте до конца 2020 года, и периодический уход за растительностью запланирован на 2021 год.

#### MORE INFORMATION

Michael Tracy, construction engineer  
Clark County Public Works  
564.397.4946  
michael.tracy@clark.wa.gov

Troy Pierce, project manager  
Clark County Public Works  
564.397.4403  
troy.pierce@clark.wa.gov

Magan Reed, communications manager  
Clark County Public Works  
564.397.4398  
magan.reed@clark.wa.gov

[www.clark.wa.gov/public-works/smith-salmon-creek-and-lehto-bridge](http://www.clark.wa.gov/public-works/smith-salmon-creek-and-lehto-bridge)

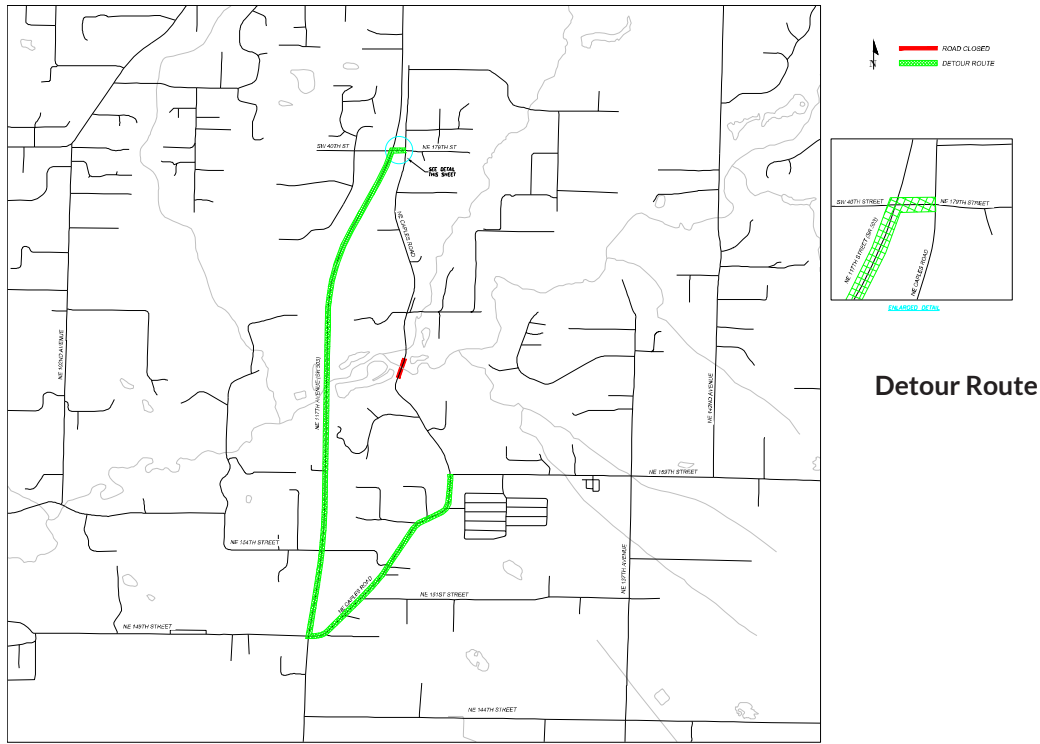


**CLARK COUNTY WASHINGTON**

**PUBLIC WORKS**

[www.clark.wa.gov/public-works](http://www.clark.wa.gov/public-works)





Detour Route

<https://www.clark.wa.gov/public-works/smith-salmon-creek-and-lehto-bridge>



**CLARK COUNTY WASHINGTON**

**PUBLIC WORKS**

PO Box 9810 • Vancouver, WA 98666-9810

*Accredited by the American Public Works Association*

PRESORTED  
STANDARD  
US POSTAGE PAID  
VANCOUVER, WA  
PERMIT NO 130

## Upcoming construction in your area!



For other formats, contact the Clark County ADA Office

Voice 564.397.2322 / Relay 711 or 800.833.6388

Fax 360.397.6165 / Email [ADA@clark.wa.gov](mailto:ADA@clark.wa.gov)



# UPCOMING CONSTRUCTION IN YOUR AREA

# UPCOMING OPEN HOUSE IN YOUR AREA



Upcoming open house in  
your area!

For other formats, contact the Clark County ADA Office  
Voice 564.397.2322 / Relay 711 or 800.833.6388  
Fax 564.397.6165 / Email ADA@clark.wa.gov

CLARK COUNTY WASHINGTON  
PUBLIC WORKS  
PO Box 9810 • Vancouver, WA 98666-9810  
Accredited by the American Public Works Association



RESORTED  
STANDARD  
US POSTAGE PAID  
VANCOUVER, WA  
PERMIT NO 130



# HEADS UP

There's an upcoming project in your area. Here's what you need to know.

FEBRUARY 2020

## KOZY KAMP NEIGHBORHOOD PARK - OPEN HOUSE

### PROJECT

This five-acre property is located at 17410 Northeast 29th Avenue, a few blocks south of Northeast 179th Street in the Fairgrounds area. The property is flat and grassy, with a handful of trees around the perimeter. There is currently no public access to the site.

Public input during 2009 outreach efforts allowed community members to provide feedback on concept plans and features for the park. The concept plan for the park includes:

- Paved, wheelchair accessible loop trail with multiple access points
- Small playground
- Small multi-purpose sports court
- Natural play-scape hill with trunk maze, habitat/native play garden and slides
- Open lawn play area
- Picnic tables and benches
- Additional trees and other landscaping
- Space for an unfunded future gazebo or small picnic shelter
- Garbage cans, bike rack and signage
- Constructing frontage improvements on Northeast 29th Avenue, adjacent to the park

### FUNDING

The project cost is approximately \$1,300,000 for construction, paid for by Real Estate Excise Tax II and Park Impact Fee District 10.

### YOU'RE INVITED!

Join us at an open house where stakeholders and members of the public can meet with county staff to ask questions and offer comments. There will be maps of the plan available.

The open house will be held:

Wednesday, Feb. 26, 2020  
4:30 p.m. to 6:30 p.m.  
Luke Jensen Sports Park  
4000 NE 78th St,  
Vancouver, WA 98665

Have questions?

Contact Clark County at 564.397.4944.

You can find more information on our project Web page:

<https://www.clark.wa.gov/public-works/kozy-kamp-neighborhood-park>



# AVISO

Se aproxima un proyecto en su area. Eso es lo que necesita saber.

FEBRERO 2020

## KOZY KAMP NEIGHBORHOOD PARK - EVENTO PÚBLICO

### PROYECTO

Esta propiedad de cinco acres está ubicada en 17410 Northeast 29th Avenue, a pocas cuadras al sur de Northeast 179th Street en el área de los Fairgrounds. La propiedad es plana y cubierta de pasto, con un poco de árboles alrededor del perímetro. Actualmente no hay acceso público al sitio.

La aportación del público durante la difusión del 2009 permitió a los miembros de la comunidad que aportaran comentarios sobre los planes iniciales y las características del parque. El plan para el parque incluye:

- Un camino pavimentado accesible para sillas de ruedas con varios puntos de acceso
- Pequeño parque infantil
- Pequeña cancha deportiva multipropósito
- Colina natural con un laberinto de troncos, hábitat / jardín de juegos y resbaladillas
- Área de juego de campo abierto
- Árboles adicionales y jardinería
- Mesas de pícnic y bancos
- Espacio para un futuro quiosco o un pequeño pabellón para picnics
- Botes de basura, portabicicletas y letreros
- Construcción de mejoras en el frente de Northeast 29th Avenue, adyacente al parque

### FONDOS

El costo del proyecto es aproximadamente \$1,300,000 para la construcción, pagado por el Real Estate Excise Tax II y el Park Impact Fee District 10.

### ESTA INVITADO!

Acompañenos a este evento público donde los partidos interesados y miembros del público pueden reunirse con el personal del condado para hacer preguntas y aportar comentarios. Habrá mapas del plan disponibles.

El evento público se llevará a cabo:

Miércoles, Feb. 26, 2020  
4:30 p.m. to 6:30 p.m.  
Luke Jensen Sports Park  
4000 NE 78th St,  
Vancouver, WA 98665

Tiene preguntas?

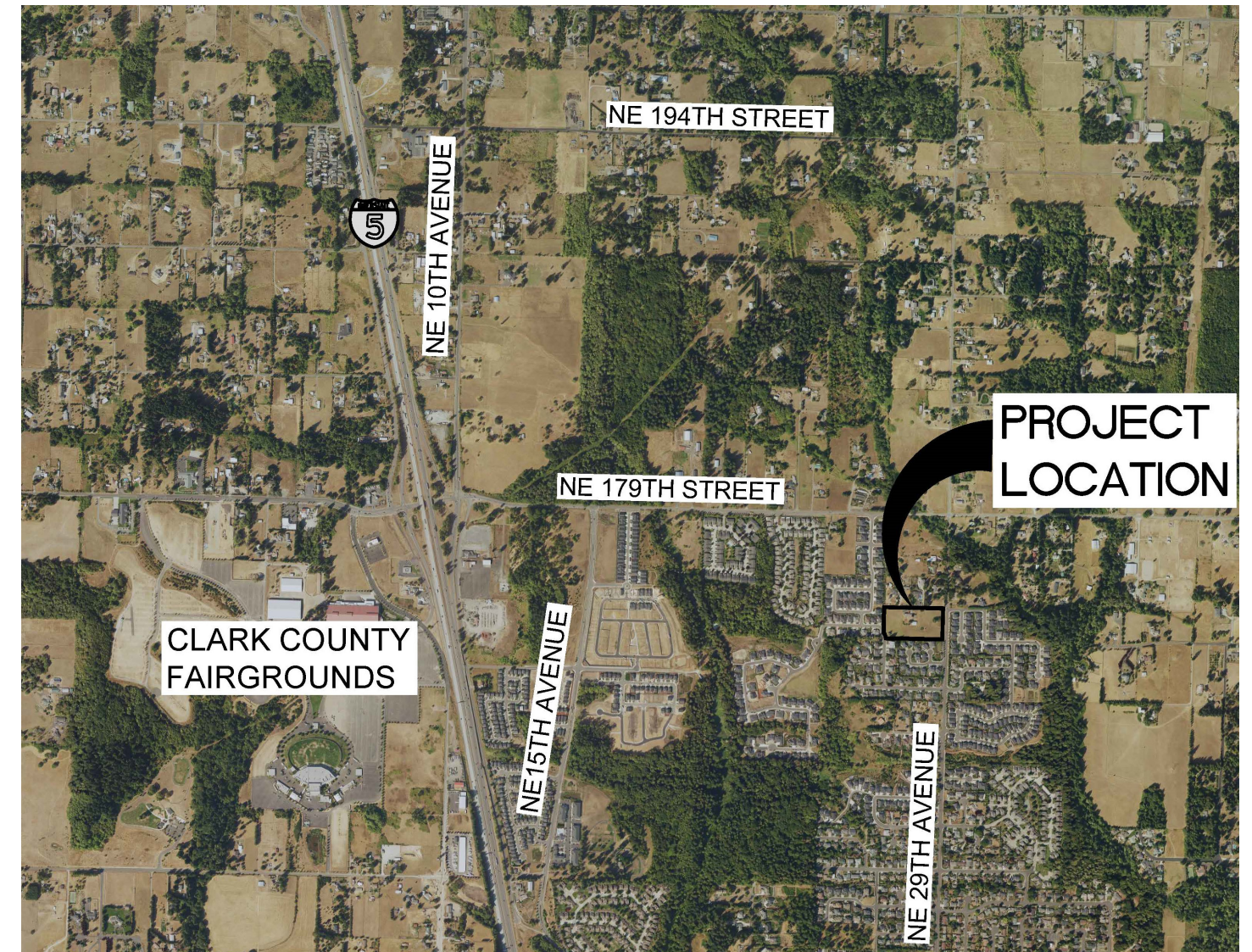
Contacte a Clark County al 564.397.4944.

Puede encontrar más información en nuestro sitio web:

<https://www.clark.wa.gov/public-works/kozy-kamp-neighborhood-park>

## KOZY KAMP NEIGHBORHOOD PARK - OPEN HOUSE

February 2020



CLARK COUNTY WASHINGTON

PUBLIC WORKS

[www.clark.wa.gov/public-works](http://www.clark.wa.gov/public-works)





# UPCOMING CONSTRUCTION IN YOUR AREA



For other formats, contact the Clark County ADA Office  
Voice 564.397.2322 / Relay 711 or 800.833.6388  
Fax 564.397.6165 / Email ADA@clark.wa.gov

Upcoming construction  
in your area!

CLARK COUNTY WASHINGTON  
PUBLIC WORKS  
PO Box 9810 • Vancouver, WA 98666-9810  
Accredited by the American Public Works Association



RESORTED  
STANDARD  
US POSTAGE PAID  
VANCOUVER, WA  
PERMIT NO 130



# HEADS UP

There's an upcoming project in your area. Here's what you need to know.

MARCH 2020

## SALMON CREEK BRIDGE #331 - CONSTRUCTION PROJECT

The Salmon Creek Bridge (#331) is on Northeast Caples Road approximately 0.39 mile north of Northeast 159th Street. As part of the county's bridge program, the condition of each bridge in the transportation network is routinely inspected. The inspection includes looking for streambed erosion, or scour, that has occurred or is occurring in the creek bed near the bridge foundations. Salmon Creek Bridge has been selected to receive scour countermeasure work in the creek, and minor repair of scour damage on the concrete substructure. This work will provide protection for the bridge foundations and extend the bridge life—the actual bridge structure itself remains in good condition and will not be affected or changed at this time.

### CONSTRUCTION DETAILS

- Removal of existing rock and debris in the vicinity of the bridge foundations
- Replacement with riprap (large rock) and streambed gravel; the buried riprap will be covered with the streambed gravel
- Repair of scour damage under the bridge by chipping and cleaning the scour holes and other concrete damage, then patching the resulting pockets
- Restoration of impacted areas with native trees, shrubs or grass seed mix

### SCHEDULE AND TRAFFIC

The project construction bids are scheduled to be opened in late April. Most of the construction will occur during times allowed by the Washington State Department of Fish and Wildlife, which occurs between July 1 and Aug. 30, although some work is likely on either end of this time frame.

Northeast Caples Road will be closed to through traffic at the bridge during construction, although access will be maintained to adjacent driveways. A signed detour route will be in place during construction. The closure is anticipated to last for the duration of the regulated work window, although actual dates will not be known until a contractor has been selected to complete the work.

### FUNDING

Construction is anticipated to cost about \$350,000, much of which will be paid by a federal grant from the Federal Highway Administration.

### MORE INFORMATION

Bart Arthur, construction engineer  
Clark County Public Works  
564.397.4948  
Bart.Arthur@clark.wa.gov

Troy Pierce, project manager  
Clark County Public Works  
564.397.4403  
troy.pierce@clark.wa.gov

Magan Reed, senior communications specialist  
Clark County Public Works  
564.397.4398  
magan.reed@clark.wa.gov

[www.clark.wa.gov/public-works](http://www.clark.wa.gov/public-works)

PRJ381722 Salmon Creek Bridge #331

## AVISO

Se aproxima un proyecto en su area. Eso es lo que necesita saber.

### SALMON CREEK BRIDGE #331 - CONSTRUCCIÓN

MARZO 2020

#### PROYECTO

El puente de Salmon Creek (# 331) está en Northeast Caples Road aproximadamente a 0.39 millas al norte de Northeast 159th Street. Como parte del programa de puentes del condado, se inspecciona rutinariamente la condición de cada puente en el sistema de transporte. La inspección incluye la erosión de riachuelo o la erosión de la corriente que ha ocurrido o está ocurriendo en el lecho del arroyo cerca de los cimientos del puente. Salmon Creek Bridge ha sido seleccionado para recibir tratamiento de reparación de socavación en el arroyo y reparaciones menores de daños por socavación en la subestructura de concreto. Este trabajo proporcionará protección a los cimientos del puente y extenderá la duración del puente- la estructura del puente en sí permanece en buenas condiciones y no se verá afectada ni se cambiará en este momento.

#### DETALLES DE CONSTRUCCIÓN

- Eliminación de piedras y escombros cerca de los cimientos del puente.
- Suplantar con rocas grandes y grava fluvial; las rocas enterradas se cubrirán con la gravilla
- Reparación de daños por socavación debajo del puente, astillando y limpiando los agujeros de socavación y otros daños de concreto, luego remendando los huecos resultantes
- Restauración de áreas impactadas con árboles nativos, arbustos o mezcla de semillas de pasto

#### HORARIO Y TRÁFICO

Las ofertas de construcción del proyecto están programadas para abrirse a fines de abril. La mayor parte de la construcción ocurrirá durante el periodo de tiempo permitido por el Washington State Department of Fish and Wildlife, que ocurre entre el 1 de julio y el 30 de agosto, aunque es probable que se trabaje en cualquiera de los extremos de este periodo de tiempo.

Northeast Caples Road estará cerrado y no habrá tráfico a través del puente durante la construcción, aunque se mantendrá el acceso a las entradas adyacentes. Habrá señaleros indicando una ruta de desvío durante la construcción. Se anticipa que el cierre durará el periodo de tiempo que el trabajo es permitido, aunque las fechas verídicas no se sabrán hasta que se haya seleccionado un contratista para completar el trabajo.

#### FONDOS

Se anticipa que la construcción costará alrededor de \$350,000, muchos de los cuales serán pagados por una subvención federal del Federal Highway Administration.

Para obtener más información o contactarnos, consulte la parte inferior de la primera página.

## УВЕДОМЛЕНИЕ

Проект идет в вашем районе. Это то что тебе нужно.

### SALMON CREEK BRIDGE #331 - СТРОИТЕЛЬСТВО

МАРТ 2020

#### ПРОЕКТ

Мост Через Сэлмон Крик(№331) находится на Северо-Восточной Кэйплс Роуд (Northeast Caples Road), примерно в 0.39 миле к северу от Северо-Восточной 159-й улицы (Northeast 159th Street). В рамках программы по обслуживанию мостов в этом Округе состояние каждого моста в транспортной сети постоянно проверяется. Эта проверка включает в себя поиск эрозии дна водных потоков, размывов, которые произошли или происходят вблизи фундаментов мостов. Мост через Сэлмон Крик был выбран для того, чтобы провести работы по восстановлению ручья для противодействия размыванию, а также незначительный ремонт поврежденных бетонного основания. Эта работа защитит фундамент моста и продлит срок его функционирования; сама структура моста в хорошем состоянии и не будет затронута или изменена при этих работах.

#### ПОДРОБНЕЕ О СТРОИТЕЛЬНЫХ РАБОТАХ

- Удаление камней и мусора рядом с основанием моста
- Их замена на булыжник (крупные камни) и гравий для ручьев; булыжник, находящийся под водой, будет покрыт гравием.
- Починка повреждений от размыва под мостом путём очистки размывов дыр, их механической обработки, а затем заделывания образовавшихся полостей.
- Восстановление зон, затронутых этими работами, с использованием местных деревьев, кустарников и высадки

#### РАСПИСАНИЕ И ТРАФИК

Тендер на строительство запланирован к открытию на конец Апреля. Большая часть строительных работ будет выполнена во время, отведенное Департаментом Рыбы и Дикой Природы Штата Вашингтон (Washington State Department of Fish and Wildlife), а именно между 1 Июля и 30 Августа, хотя некоторые работы также возможны как до, так и после этого временного интервала.

Северо-Восточная Кэйплс Роуд (Northeast Caples Rd) будет закрыта для трафика через мост во время строительства, хотя доступ выездам с прилегающих участков будет поддерживаться открытым. Одобренный маршрут для объезда будет действовать на время строительства. Ожидается, что это перекрытие дороги будет в силе на всё время строительства, хотя точные даты не будут известны до тех пор, пока не будет выбран подрядчик на выполнение этих работ.

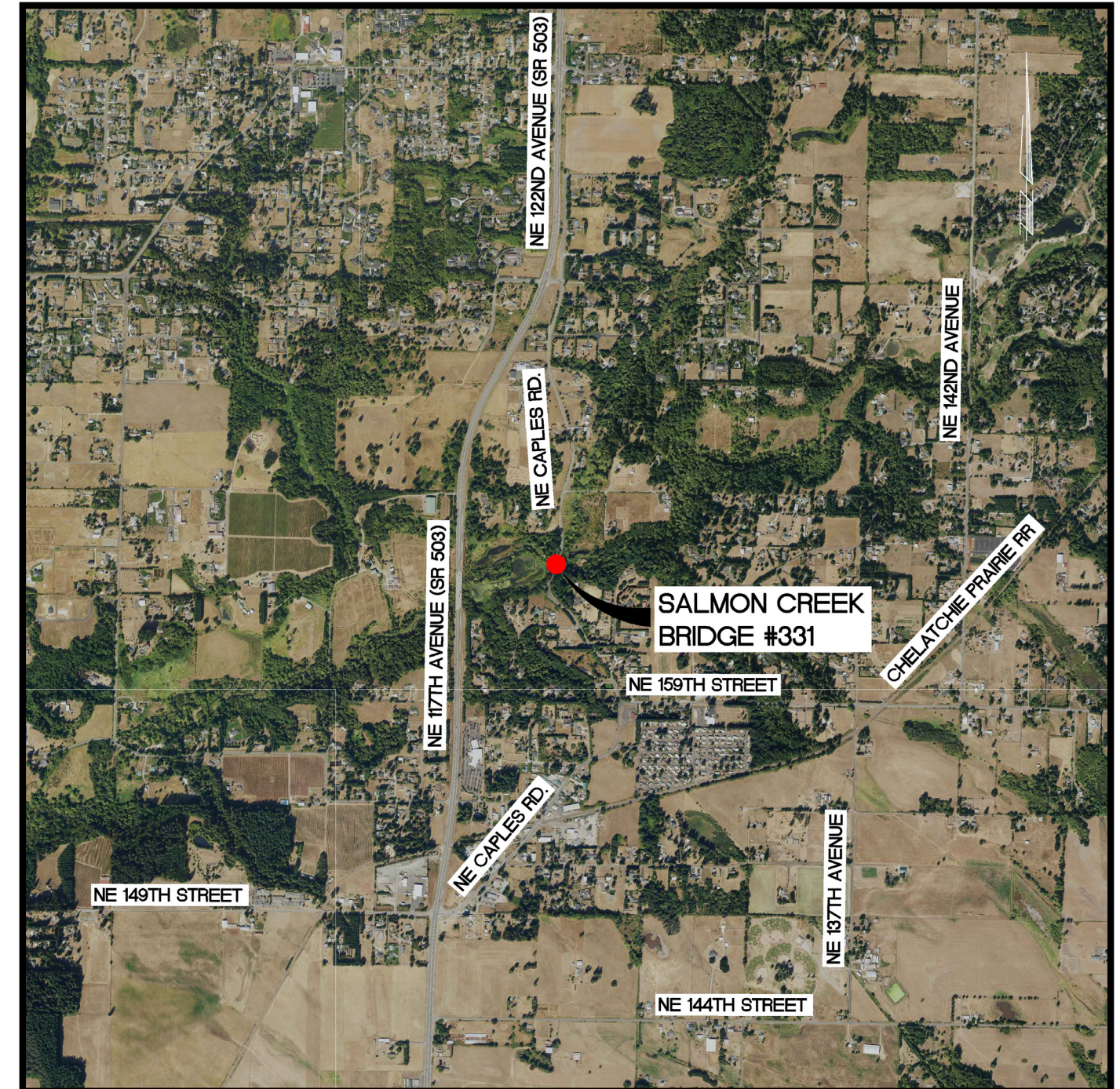
#### ФИНАНСИРОВАНИЕ

Предполагается, что эти строительные работы будут стоить около 350,000 долларов, большая часть из которых будет оплачена из федерального гранта от Федеральной Администрации Автострэд (Federal Highway Administration).

Для получения дополнительной информации или для связи с нами, см. Внизу первой страницы.

## HEADS UP - SALMON CREEK BRIDGE #331 - CONSTRUCTION

March 2020



CLARK COUNTY WASHINGTON

PUBLIC WORKS

[www.clark.wa.gov/public-works](http://www.clark.wa.gov/public-works)



# El cuidado natural del jardín

*Cinco pasos para hacer su pedazo del planeta un lugar más sano para vivir.*



 **King County**  
Departamento de  
Recursos Naturales y Parques

 **City of Seattle**  
Servicios Públicos de Seattle

 **Saving Water Partnership**  
(Asociación para el Ahorro del Agua)  
Una prestación de su servicio local de agua

 **Local Hazardous Waste  
Management Program  
in King County, Washington**  
Program Local de Manejo de  
Desechos Peligrosos

Quinta Edición 2011



## ¿Por qué hacerlo a lo natural?

Nuestros jardines son nuestro hogar al aire libre: lindos y divertidos, son espacios buenísimos en donde relajarnos. Pero al cuidarlos, a menudo utilizamos el agua de manera ineficaz, producimos muchos desechos y sobreusamos productos químicos, que son malos para el ambiente y para la salud de nuestras familias.

Sin embargo, las buenas noticias son que haciendo algunos cambios sencillos en cómo cuidamos nuestros jardines podemos:

**Ahorrar dinero** en el agua, la eliminación de desechos y los productos químicos.


**Ahorrar tiempo**, ya que trabajar con la naturaleza, a largo plazo, es más fácil.

**Proteger la salud de nuestras familias**, al reducir el contacto con los productos químicos.

### Proteger el ambiente

- Conservando nuestros preciados suministros de agua y dejando más agua en los ríos para los salmones.
- Manteniendo nuestros lagos y riachuelos limpios, al reducir la necesidad de utilizar productos químicos.
- Reciclando los recortes del jardín, volviéndolos un fertilizante gratis.



 Impreso en papel reciclado,  
con tinta a base de soya.

# Ponga a la naturaleza a trabajar en su jardín

La naturaleza no malgasta nada. En paisajes naturales, los organismos del suelo reciclan las plantas muertas, convirtiéndolas en alimento para el crecimiento nuevo de las plantas. Las plantas se adaptan al agua, al sol y al suelo disponible en su terreno. Además, la gran variedad de plantas, organismos del suelo, insectos y animales logra mantener la mayoría de las plagas y enfermedades bajo control.

Trabajando con la naturaleza en su jardín, Usted puede tener un jardín que se ve fantástico y es más fácil de cuidar, y más sano para las familias, los animales domésticos, la fauna y nuestro magnífico medioambiente en el noroeste.



## ¿Cómo? Es fácil...

Empiece con estos 5 pasos:



**1** Cultive un suelo sano



**2** Plante lo adecuado para su terreno



**3** Riege de forma inteligente



**4** Piense dos veces antes de usar pesticidas



**5** Cuide el césped de forma natural

Si tiene preguntas o quiere más información, comuníquese con los expertos de la **Línea de respuestas para un jardín y césped natural** llamando al **206-633-0224** (pida atención en español), mande un email a [help@gardenhotline.org](mailto:help@gardenhotline.org) o vea la lista de recursos al final de esta guía.



*Un mensaje de City of Seattle, King County y Saving Water Partnership.*

# 1 **Cultive un suelo sano con compost (abono orgánico) y acolchado orgánico (mulch)**



## **El suelo es materia viva y la vida del suelo importa.**

¡Una cucharadita de suelo sano contiene alrededor de 4 mil millones de organismos! Esta comunidad de organismos beneficiosos del suelo mantiene nuestros jardines sanos al:

- Hacer que el suelo tenga una estructura suelta que permita que entre el aire y el agua, y que las plantas puedan echar raíces en él.
- Reciclar nutrientes y ponerlos a disposición de las plantas.
- Almacenar agua hasta que las plantas la necesiten.
- Proteger las plantas de plagas y enfermedades.

## **Alimente el suelo con compost.**

Cavando o pasando un rotavator mezcle de 1 a 3 pulgadas de compost (hasta el 20 o el 25% de compost con la tierra de su suelo) cuando usted esté haciendo camas de siembra nuevas o plantando céspedes. El compost funciona con cualquier suelo. Ayuda a los suelos arenosos a almacenar los alimentos nutritivos y el agua, y hace que los suelos arcillosos estén más sueltos. El compost alimenta a los organismos beneficiosos del suelo, para que puedan alimentar y proteger sus plantas.

## **Haga compost en casa, o cómprelo en bolsas o a granel.**

Las hojas, los tallos cortados, las flores y el césped producen muy buen compost, ya sea apilados o en un contenedor—sólo hay que agregar agua, mantenerlo húmedo y esperar 6 meses. Los desechos de los vegetales de la cocina también producen buen compost, pero se deben poner en un cajón con lombrices u otro contenedor resistente a las ratas para prevenir plagas.



### **Conozca su suelo. Cave y eche un vistazo.**

Utilice un desplantador o una pala para cavar de 8 a 12 pulgadas (20 a 30 cm.) de profundidad. Puede que encuentre: arena (que no almacena bien el agua), arcilla (que no permite filtrar el agua), capas compactadas, o un color claro (que es señal de pocos organismos y poca materia orgánica en el suelo). El compost mejora toda clase de suelos.



## **5 pasos para el cuidado natural del jardín**

## ¡ Acólchalo!

El acolchado (*mulch*) es una capa de materia orgánica formada por hojas, trocitos de ramas y árboles, compost o recortes de césped que usted esparce alrededor de sus plantas en la primavera o en el otoño. (Manténgalo como a una pulgada o 2,5 cm. de los tallos). El acolchado conserva el agua, previene malezas y alimenta el suelo para que las plantas estén más sanas.

### El acolchado mejora:

- **Las flores y vegetales.** Use de 1 a 3 pulgadas de hojas, compost o recortes de césped.
- **Los árboles, arbustos y plantas perennes leñosas.** Use de 2 a 4 pulgadas de un acolchado maderoso, como trocitos de ramas (que puede obtener en un servicio de poda de árboles) o cortezas. Las hojas que caen en otoño también funcionan bien.
- **Céspedes.** ¿Acolchar su césped? Sí, se puede “cespediclar” (dejar el pasto donde caiga al cortarlo) y esparcir compost - vea el Paso 5 sobre céspedes.

### ¿Necesita fertilizante? ¡Opte por lo orgánico!

Usar demasiados productos químicos como pesticidas y fertilizantes artificiales puede dañar a los organismos beneficiosos del suelo, llevando a la compactación del mismo y a que las plantas estén poco saludables. Estas sustancias químicas pueden acabar en riachuelos y lagos, causando daño a los salmones y otra fauna.

La mayoría de los árboles y arbustos pueden obtener todos los nutrientes que necesitan del mismo suelo y del acolchado anual. Sin embargo, las plantas anuales, las huertas y los céspedes a veces necesitan más nutrientes. Al comprar fertilizantes, busque las palabras *natural orgánico* (“*natural organic*”) o *de liberación lenta* (“*slow release*”) en la bolsa. A diferencia de los fertilizantes de liberación rápida, los fertilizantes orgánicos no acabarán tan fácilmente en los riachuelos y alimentarán a sus plantas lentamente para que se vean mejor por más tiempo.



*El acolchado (mulch) detiene las malezas, conserva el agua y mantiene un suelo saludable para que las plantas estén más sanas. Esparza el acolchado con varias pulgadas de profundidad y a una pulgada (2,5 cm.) de los tallos de las plantas*

## Recuerde, las plantas sanas crecen en un suelo sano.

**Para más información:** ¿Dónde compro compost? ¿Qué tipo de acolchado uso? Hable con los expertos en la **Línea de respuestas para un jardín y césped natural llamando al 206-633-0224** (pida atención en español), mande un email a [help@gardenhotline.org](mailto:help@gardenhotline.org) o vea la lista de recursos en la contraportada.



## 2 Plante lo adecuado para su terreno



### Conozca bien su jardín.

¿Dónde está soleado o sombreado en las diferentes estaciones?

Cave en varios lugares para ver dónde es de arena o de arcilla su suelo, si está húmedo todo el año o súper seco. Eche una mirada alrededor.

¿Hay plantas con problemas? ¿Dónde quiere que estén las áreas para jugar, para las verduras, los colores, las vistas, o la intimidad? ¿Cuánto césped necesita o quiere mantener? ¿Qué clase de plantas caben bien en su jardín?

### Elija la planta correcta para el lugar correcto.

Escoja plantas que crecen bien acá en el noroeste y que se adecuan al sol, suelo y riego disponible en su jardín. Las plantas nativas crecen mejor cerca de canales de agua y también funcionan bien en muchos otros sitios. Piense en cuán grande será el árbol o arbusto cuando madure (especialmente cerca de casas o bajo cables eléctricos). Mire los jardines de sus vecinos, viveros, libros y jardines de demostración para ver qué plantas crecen bien en sitios semejantes al suyo.

### Escoja plantas que son resistentes a plagas y que usan menos agua.

Ahora hay muchas variedades que son resistentes a plagas y enfermedades - pregunte en los viveros o en las clínicas (talleres) de Jardineros expertos (*Master Gardener*). Escoja plantas que dicen "low water use" (consume poca agua) o "drought tolerant" (tolerantes a las sequías). Después de establecidas (en 2 a 5 años), muchas crecerán bien la mayoría de los años sólo con la escasa lluvia que cae en verano, ahorrándole tiempo y dinero en riego.

### Agrupe las plantas por sus necesidades.

Ponga juntas las plantas que necesitan recursos similares: mucho sol o sombra, o suelo rico o irrigación regular. ¡Así no tendrá que regar todo el jardín sólo para alcanzar con el agua una planta sedienta!



Jardín de riego eficiente en el Jardín Botánico de Bellevue

## 5 pasos para el cuidado natural del jardín



## ¡Los céspedes y los vegetales son caprichosos!

Necesitan varias horas de pleno sol, suelo bien drenado y nivelado y una buena irrigación. Limite las áreas con céspedes a donde se necesiten. Es mejor poner otras plantas en áreas de sombra, sitios empapados o cuestas, y así requerirán menos mantenimiento.

### Dé a las plantas un buen comienzo.

Prepare el suelo haciendo una mezcla con 20-25% de compost en las camas donde va a plantar. (Para árboles y arbustos mezcle el compost con la tierra de toda la cama o simplemente plante en suelo nativo y acórchelo bien. No ponga compost directamente en los hoyos para plantar porque puede limitar el crecimiento de la raíz). Luego, extienda hacia fuera las raíces, agregue agua y apisona el suelo para que la tierra esté bien en contacto con la raíz. Fije las plantas de modo que su tallo esté al mismo nivel del suelo que en el vivero para evitar problemas. Acolchone bien las plantas nuevas y asegúrese de regar incluso las plantas tolerantes a sequías, durante sus primeros veranos, hasta que les crezcan raíces profundas.

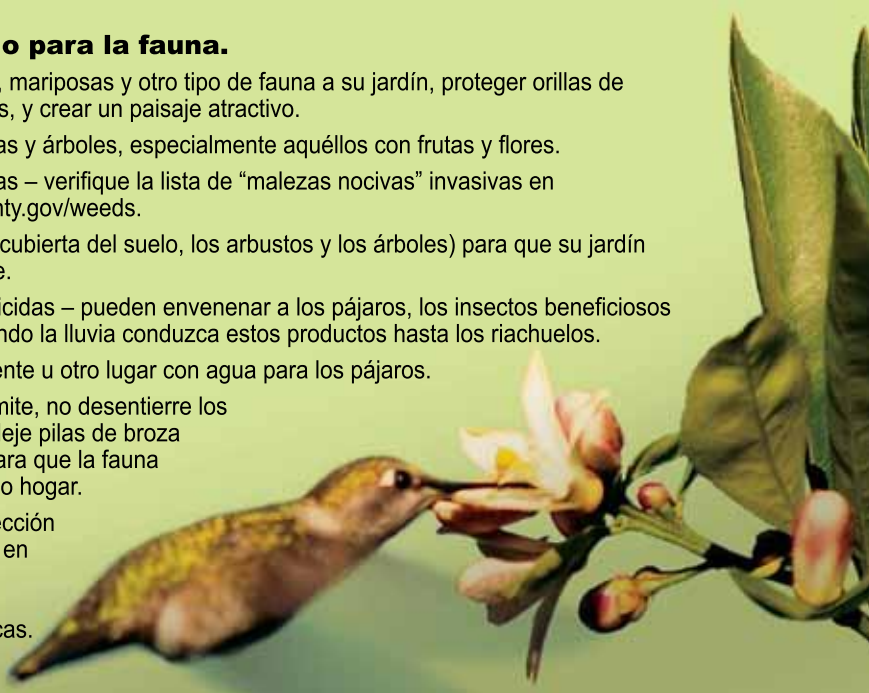


*Cave un agujero tan profundo como las raíces y el doble de ancho que éstas, y extienda las raíces antes de plantar.*

### Cree un espacio para la fauna.

Puede atraer pájaros, mariposas y otro tipo de fauna a su jardín, proteger orillas de riachuelos y salmones, y crear un paisaje atractivo.

- Utilice plantas nativas y árboles, especialmente aquéllos con frutas y flores.
- Evite plantas exóticas – verifique la lista de “malezas nocivas” invasivas en <http://www.kingcounty.gov/weeds>.
- Plante en capas (la cubierta del suelo, los arbustos y los árboles) para que su jardín sea como el bosque.
- Evite el uso de pesticidas – pueden envenenar a los pájaros, los insectos beneficiosos y los salmones cuando la lluvia conduzca estos productos hasta los riachuelos.
- Proporcione una fuente u otro lugar con agua para los pájaros.
- Si el espacio lo permite, no desentierre los árboles muertos y deje pilas de broza (material muerto) para que la fauna los pueda usar como hogar.
- Deje zonas de protección con plantas nativas en los barrancos, riachuelos, costas y al lado de las cercas.



**Para más información:** ¿Qué plantas crecen mejor aquí? ¿Dónde compro plantas nativas? Pregunte a los expertos de la **Línea de respuestas para un jardín y césped natural llamando al 206-633-0224** (pida atención en español), mande un email a [help@gardenhotline.org](mailto:help@gardenhotline.org) o vea la lista de recursos en la contraportada.



## 3 Riego de forma inteligente para tener plantas más sanas



### Demasiado de algo bueno

¿Sabía usted que mucho o poco riego es la causa de muchos de los problemas comunes de las plantas en nuestra área? Usted puede tener plantas más sanas, ahorrar dinero en sus cuentas de agua y conservar el preciado líquido aprendiendo a dar a su césped y jardín sólo lo que necesitan.

### Riegue profundamente, pero pocas veces.

La mayoría de las plantas crecen mejor si el suelo se deja secar parcialmente entre los riegos. Cuando el césped pierde el brillo o se ven las huellas al caminar, es tiempo de regar. Las verduras y otras plantas anuales deben ser regadas a la primera señal de marchitamiento, pero las plantas perennes (plantas que viven varios años), al ser más resistentes, sólo necesitan agua si quedan caídas aún después de que el tiempo refresque por la noche. Los árboles y arbustos, ya cuando sus raíces están bien establecidas (2 a 5 años), generalmente no necesitan ningún riego, excepto en años muy secos.

### Humedezca toda la zona de la raíz.

Regando profundamente se construye un sistema de raíces más profundo y más sano. Para ver si está regando lo suficientemente profundo para mojar toda la zona de las raíces, cave con un desplantador una hora después de regar para verificar la profundidad.

### Haga que cada gota de agua cuente.

Algunas maneras fáciles de reducir las cuentas de agua y proporcionar más agua a sus plantas son:

- Mejorar su suelo con compost y acolchado para retener agua y prevenir la evaporación.
- Escoger plantas que usan poco agua. Una vez bien arraigadas, a menudo pueden prosperar con sólo la lluvia.
- Utilizar mangueras de remojo o riego por goteo en las camas de siembra – ¡ahorran 50% o más comparadas con las regaderas!
- Utilizar un cronómetro que se enrosca en el grifo (disponibles en tiendas de jardinería) para regar sólo la cantidad correcta.
- Regar céspedes y plantas por separado. Asegurar que las regaderas no rieguen el pavimento.



*¡Las mangueras de remojo ahorran agua! Cúbralas con acolchado para ahorrar aun más.*

## 5 pasos para el cuidado natural del jardín

- Cuando el suelo está seco o compactado no absorbe agua rápidamente. Si aparecen charcos de agua, pare de regar por un rato y vuelva a comenzar, así el agua tendrá tiempo de filtrarse bien.
- Riegue a primeras horas de la mañana o al anochecer; si riega al mediodía, la mitad del agua simplemente se evapora.

### Use sistemas automáticos de irrigación de manera eficiente.

Los sistemas automáticos pueden malgastar mucha agua o ser un poco eficientes, dependiendo de cómo los instale y los mantenga.

- Una vez al año llame a un profesional para que pruebe, repare y ajuste su sistema.
- Una vez al mes inspeccione el sistema en funcionamiento: busque escapes y cabezas tapadas o mal dirigidas.
- Instale un dispositivo que apague el sistema cuando llueva (pregunte a su experto en irrigación dónde encontrarlos).
- Ajuste el horario de riego por lo menos una vez al mes durante la estación; las plantas necesitan mucha menos agua en mayo y septiembre que en julio y agosto.

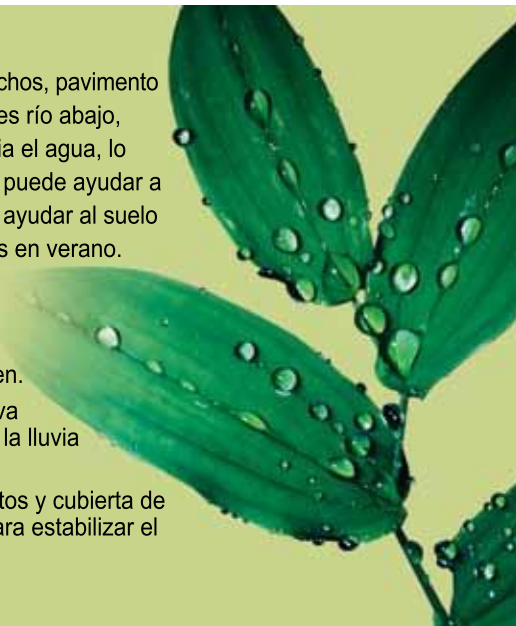


*Riegue temprano en la mañana o al anochecer para reducir la evaporación.*

### Deje que la lluvia empape.

La lluvia del invierno pasa en torrentes sobre techos, pavimento y suelos compactados. Esto causa inundaciones río abajo, erosiona los bancos de los riachuelos y enturbia el agua, lo cual causa daño al salmón y otra fauna. Usted puede ayudar a disminuir este escape de agua en el invierno y ayudar al suelo a retener la humedad que necesitan las plantas en verano.

- Dirija las canaletas del techo hacia el césped y las áreas de siembra.
- Use compost y acolchado para reducir la erosión y ayudar a que la lluvia penetre bien.
- Use adoquines con espacios entre ellos, grava u otros tipos de pavimento que permiten que la lluvia llegue al suelo.
- Plante filas densas de árboles nativos, arbustos y cubierta de suelo al lado de riachuelos, lagos y zanjas para estabilizar el suelo, y filtrar y disminuir el escape de agua.



**Para más información:** ¿Dónde comprar mangueras de remojo o de riego por goteo? ¿Cómo encontrar un profesional de irrigación? Comuníquese con los expertos de la **Línea de respuestas para un jardín y césped natural llamando al 206-633-0224** (pida atención en español), mande un email a [help@gardenhotline.org](mailto:help@gardenhotline.org) o vea la lista de recursos en la contraportada.



## 4 Piense dos veces antes de usar pesticidas



Los científicos han encontrado 23 pesticidas (para matar maleza e insectos) en nuestros riachuelos, muchos a niveles que pueden dañar al salmón y otra fauna. El uso excesivo de estos productos también puede dañar la salud del suelo y de las plantas. Algunos estudios demuestran que los riesgos para la salud incrementan en las familias que usan pesticidas en el césped y jardín, especialmente entre los animales domésticos y los niños. Lo bueno es que realmente no necesitamos la mayoría de estos productos químicos.

### Empiece previniendo.

- Cree un suelo sano con compost y acolchado (*mulch*): los organismos del suelo protegen las plantas de muchas enfermedades y plagas.
- Escoja plantas resistentes a plagas y plántelas según sus requisitos de cantidad de sol/sombra y condiciones del suelo.
- Limpie las plantas enfermas y ponga las plantas muertas en la compostera en otoño para reducir el número de lugares donde se ocultan los insectos.
- Extraiga las malezas antes que produzcan semillas y las esparzan.
- Use plantas diversas, de tal forma que si una plaga ataca a una planta, las otras puedan reemplazarla.



La mayoría de insectos son insectos buenos.

Sólo alrededor del 5% de los insectos en su jardín son plagas. Los "insectos buenos", como el escarabajo de tierra (arriba) y las crisopas verdes (abajo) ayudan a controlar plagas.

### Identifique el problema antes de rociar, aplastar o pisar.

Puede que el verdadero problema sea una poda o corte incorrecto, riego inapropiado u otras prácticas fácilmente corregibles. Puede ser que ese bicho espantoso sea realmente un "insecto bueno" y beneficioso que se come al insecto plaga. Ya sea un insecto, una enfermedad o maleza, es necesario identificar el problema para saber cómo lidiar bien con él.

### Acepte un poco de daño: dé a la naturaleza tiempo para hacer su trabajo.

Los depredadores naturales a menudo logran controlar las plagas, pero necesitan tiempo para hacerlo. No rocíe al primer signo de daño: puede que la naturaleza acabe controlando el problema o a menudo las plantas sanan por si solas al crecer.



## 5 pasos para el cuidado natural del jardín

## Si aparece una plaga o un problema con las malezas, utilice la solución menos tóxica.

- Los controles físicos como las trampas, las barreras, las cubiertas de tela para jardín, o productos repelentes puede que controlen las plagas.
- Los extractores de malezas de mango largo extraen fácilmente los dientes de león.
- Acolchar una vez al año reduce la cantidad de malezas en las camas de siembra.
- Ahora hay productos menos tóxicos como jabones, aceites hortícolas, e insecticidas a base de plantas que sirven para solucionar muchos problemas.
- También están ahora a la venta insectos beneficiosos que son usados para el control natural de plagas, o usted puede atraer a estos “insectos buenos” plantando una variedad de plantas que proporcionen polen y néctar todo el año.



Los extractores de malezas de mango largo extraen fácilmente los dientes de león.

## Utilice pesticidas químicos como último recurso.

Si tiene que usar un pesticida químico, use el producto menos tóxico y sólo en el lugar afectado. No lo esparza por todas partes en su jardín para matar unas pocas malezas o insectos.

Quizás sea mejor contratar a un profesional que tiene todo el equipo protector para aplicarlo, pero no use servicios que esparcen sustancias químicas por todo el jardín o que rocían con dichos productos en fechas fijas. Aplique pesticidas sólo cuándo y dónde realmente tiene un problema. Siga las instrucciones de la etiqueta de manera exacta: más no es mejor. Y asegúrese de mantener a niños y animales domésticos fuera de las áreas de aplicación.



## Reemplace las plantas que tienen problemas por aquellas resistentes a plagas para tener un jardín más saludable y fácil de cuidar.

Si una planta, un árbol inclusive, tiene plagas o enfermedades todos los años, es hora de reemplazarla por una variedad más tolerante u otro tipo de planta que no tenga estos problemas.



Las rosas son uno de los tipos de plantas con las cuales solemos usar fungicidas para controlar plagas. Para reemplazar las plantas propensas a enfermedades, pida en su vivero variedades modernas con mayor resistencia a enfermedades y plagas.

### ¿Tiene problemas con las plagas o las malezas? Tiene ayuda al alcance.

Comuníquese con los expertos en la **Línea de respuestas para un jardín y césped natural** llamando al **206-633-0224** (pida atención en español) para solicitar folletos, ayuda experta gratis con la identificación de “insectos buenos” y sobre cómo resolver su problema con las plagas, la maleza, o las enfermedades de las plantas.



## 5 Practique el cuidado natural de césped



Es fácil tomar estos pasos con nuestros céspedes, donde a menudo utilizamos la mayoría de los pesticidas, los fertilizantes y el agua, producimos gran cantidad de desechos, ¡y donde trabajamos demasiado duro!

### **Corte más alto (1 a 2 pulgadas o 2,5 a 5 cm.), corte regularmente, y deje los recortes.**

“Cespedciclar”, es decir, dejar el pasto cortado donde caiga, no causa acumulación de material muerto, pero sí crea céspedes más sanos. Los organismos del suelo reciclan los recortes, lo vuelven fertilizante gratis, y usted se ahorra todo el trabajo de empaquetarlos. Los cortacéspedes modernos hechos para “mulching”, es decir, para dejar un acolchado, hacen el cespedciclaje aún más fácil.



### **Use fertilizantes que indiquen natural orgánico (“natural organic”) o de liberación lenta (“slow release”).**

No espere obtener un color verde-azulado profundo— los céspedes sanos en nuestra región son de un verde más claro.

- El mejor tiempo para fertilizar es septiembre, cuando el pasto genera raíces mayores y las reserva para el año próximo.

*Usted puede cespedciclar con cualquier cortacésped. Los cortacéspedes de empuje (izquierda) y los cortacéspedes de motor convencionales (derecha) dejan el pasto cortado sobre la superficie para su descomposición. Los cortacéspedes eléctricos y de gas **que acolchonan (mulching mowers)** (centro) usan aire para devolver el pasto cortado al suelo, dejando su césped limpio.*

- Si quiere fertilizar en la primavera, espere hasta mayo, cuando el crecimiento del césped disminuye.

### **Riegue profundamente, hasta humedecer toda la zona de las raíces, pero de manera infrecuente.**

Deje que el suelo se seque entre riegos para prevenir enfermedades del césped y ahorrar agua. Los céspedes sólo necesitan alrededor de una pulgada de agua (2,5 cm.) por semana durante el verano, incluyendo la lluvia, para quedar verdes. También puede dejar que las áreas del césped que no se usan mucho adquieran color café y se tornen inactivas – con sólo regar una vez al mes, ellas rebrotarán en el otoño.

#### **¿Cuánto es una pulgada de agua por semana?**

Ponga unas latas de atún u otros contenedores con los lados rectos sobre su césped, prenda el regador y verifique el tiempo. Cuando la mayoría de las latas tengan una pulgada de agua (2,5 cm.), apague el regador y mire cuánto tiempo estuvo prendida. Así sabrá por cuánto tiempo deberá prender su regador cada semana en el verano, si es que quiere mantener su césped verde.



## 5 pasos para el cuidado natural del jardín

## Mejore los céspedes pobres con aeración, sobresiembra y una capa de compost.

- Airee en la primavera o el otoño para mejorar el desarrollo de la raíz y la penetración del agua.
- Después sobresiembre en áreas con poco pasto, usando mezclas de semillas de césped adaptadas al noroeste.
- Luego cúbralo con compost, rastrillando de entre 1/4 a 1/2 pulgada (0,6 a 1,2 cm.) de compost en el césped para cubrir las semillas y mejorar el suelo.
- Repita estos pasos anualmente, cuantas veces sea necesario, para mejorar los céspedes pobres.



*Usted puede alquilar un aireador o contratar un servicio de jardinería para airear su suelo.*

## Piense dos veces antes de usar “desmalezar y abonar” (“weed and feed”) u otros pesticidas.

Acepte unas cuantas malezas y quíteles espacio a las problemáticas haciendo que su césped crezca sano y denso. Utilice un extractor de maleza de mango largo para quitar fácilmente los dientes de león sin agacharse. El escardar es más fácil cuando el suelo está húmedo. Si va a usar un producto químico (herbicida) para desmalezar, no lo esparza por todas partes (porque llega a nuestros riachuelos): sólo échelo directamente encima de la maleza que quiera eliminar.




### ¡Menos césped, menos trabajo!

En vez de césped, considere otras alternativas en laderas, áreas sombreadas o cerca de riachuelos y lagos. El césped crece mejor en suelo plano y bien drenado, en áreas con mucho sol o un poco de sombra, y requiere mucho trabajo (y a veces productos químicos) mantenerlo. Busque otras plantas mejor adaptadas al suelo húmedo, laderas o zonas muy sombreadas. Intente dejar o plantar una “zona de protección” formada por vegetación densa y nativa al lado de riachuelos y lagos. Esto filtrará y reducirá el escape de agua, dará sombra que refrescará el agua, proporcionará hogares para la fauna y prevendrá también la erosión de las orillas.

**Para más información:** ¿Qué sabe del musgo o las tóxicas? ¿Dónde puede comprar fertilizante orgánico o un cortacésped acolchonador? Pregunte a los expertos en la **Línea de respuestas para un jardín y césped natural llamando al 206-633-0224** (pida atención en español), mande un email a [help@gardenhotline.org](mailto:help@gardenhotline.org) o vea la lista de recursos en la contraportada.




# El cuidado natural de jardín



## Primavera

Marzo - Mayo



## Verano

Junio-Agosto

### Jardines de flores y huertas

- Prepare nuevas áreas mezclando de 1 a 3 pulgadas (2,5 a 7,5 cm.) de compost con el suelo.
- Extraiga las malezas cuando apenas empiezan a crecer, mientras el suelo está húmedo y las raíces son cortas, y antes de que esparzan semillas.
- Compre plantas que resisten enfermedades y utilizan menos agua.
- ¿Problemas de plagas? Llame a la Línea de respuestas para un jardín y césped natural marcando el 206-633-0224 (pida atención en español) para consejos.

- Acolche (*mulch*) las camas de flores y vegetales con compost o recortes de césped para conservar el agua y controlar las malezas
- Use cubiertas de tela para jardín para proteger verduras sensibles a las plagas.
- Identifique insectos antes de rociarlos, pisarlos o aplastarlos – puede que sean “insectos buenos” que coman plagas.

### Árboles y arbustos

- Prepare áreas nuevas para árboles y arbustos mezclando compost en toda la cama (no sólo en los huecos donde va a plantar) o plante árboles en suelo nativo y acolche bien.

- Acolche alrededor de arbustos y árboles con trocitos de ramas y árboles, hojas secas o corteza una vez al año para conservar el agua, reducir la maleza y alimentar el suelo.

### Céspedes

- Comience a cortar el césped a 2 pulgadas de alto (5 cm.) o a una pulgada (2,5 cm.) en céspedes de pasto doblado (*bentgrass*). “Cespedcicle” – deje que los recortes sirvan como fertilizante gratis.
- Para céspedes en malas condiciones: airee, sobresiembre y cubra con  $\frac{1}{2}$  pulgada (1,25 cm.) de compost.
- Fertilice su césped si es necesario en mayo con fertilizante natural orgánico (“*natural organic*”) o de liberación lenta (“*slow release*”).

- Corte regularmente, y deje los recortes en el césped.
- Mantenga afiladas las hojas del cortacésped para reducir el daño al césped y evitar que las puntas del pasto se vuelvan café.
- Considere ahorrar agua permitiendo que algunas áreas del césped (sobre las que no se camina mucho) se vuelvan color café y permanezcan inactivas hasta otoño.

### Riego

- Prepare sistemas de riego probando, ajustando y reparando escapes.
- Extienda las mangueras de remojo en las camas de siembra y cúbralas con acolchado.
- Compruebe la humedad del suelo al nivel de las raíces antes de regar – no riegue hasta que éstas lo necesiten.

- Prenda y vuelva a inspeccionar su sistema de riego y ajústelo según el clima. (No riegue cuando llueva).
- Riegue el césped 1 pulgada (2,5 cm.) por semana o déjelo adquirir un color café y permanecer inactivo (pero riegue en cantidad suficiente para humedecer la zona de las raíces una vez al mes).
- Riegue al amanecer o al anochecer para reducir la evaporación.

### Compostaje

- Coseche compost de su contenedor. Devuelva cualquier rama o tallo no descompuesto al contenedor para otro ciclo.

- Agregue los desechos del jardín a la pila de compost; riegue la pila para mantenerla húmeda. Ponga la pila a la sombra o cúbrala para retener la humedad.




# por estaciones



## Otoño

Septiembre - Noviembre



## Invierno

Diciembre-Febrero

### Jardines de flores y huertas

- Extraiga las malezas de las camas de siembra cuando el suelo está húmedo y antes que desarrollen raíces profundas.
- Acolche las camas con hojas o compost para reducir las malezas del invierno y alimentar el suelo o plante cultivos de invierno en camas abiertas.
- Prepare nuevas áreas donde vaya a plantar incorporando compost.

- Vuelva a rastrillar el acolchado de hojas encima de las camas si el viento lo quita.
- Desmalece una vez durante el invierno para prevenir que las semillas de la maleza germinen.

### Árboles y arbustos

- Acolche alrededor de árboles y arbustos con hojas, trocitos de ramas y árboles, o corteza.
- Plante árboles, arbustos y muchas de las plantas perennes a inicios de otoño para que comiencen con buen pie.

- Poda los árboles frutales y otros árboles y arbustos leñosos mientras están inactivos (diciembre - febrero).

### Céspedes

- Mejore las áreas con poco césped de septiembre a octubre, aireando, sobresembrando y cubriendo con compost.
- Fertilice su césped con fertilizante natural orgánico ("*natural organic*") o de liberación lenta ("*slow release*") en septiembre para que crezcan raíces sanas y densas que no dejen espacio a la maleza.
- Plante céspedes nuevos entre el 1 de septiembre y el 15 de octubre para que comiencen con buen pie antes del siguiente verano.

### El invierno es el tiempo de planear para la primavera.

- Ponga a punto el equipo del jardín; afile las hojas del cortacésped.
- Planee la irrigación por goteo o mangueras de remojo para las camas y los contenedores para conservar agua.
- Mire lo almacenado para ver si hay productos químicos que no desea, y deséchelos de manera segura. Llame a la **Línea de Tóxicos al 206-296-4692** (pida atención en español) para información de cómo desecharlos.
- Planee el reemplazo de plantas que están enfermas o tienen plagas.
- Llame a la **Línea de respuestas para un jardín y césped natural al 206-633-0224** (pida atención en español) para hacer preguntas y solicitar folletos gratis, y con objeto de empezar la planificación para la primavera o lea más en los sitios web en la próxima página.



### Riego

- Reduzca el riego cuando el clima se vuelve más fresco en septiembre.
- Cuando empiecen las lluvias, apague y drene los sistemas de riego.
- Guarde las mangueras de remojo o recúbrelas con acolchado si se dejan afuera.

### Compostaje

- Incorpore sus residuos de plantas anuales al compost para la primavera. Mantenga la pila tan húmeda como una esponja estrujada.


# ¿Quiere saber más?

**¿Preguntas?** Llame a la **Línea de respuestas para un jardín y césped natural** marcando el **206-633-0224** (pida atención en español) o mande un email a [help@gardenhotline.org](mailto:help@gardenhotline.org)

## Recursos (en inglés)

- Suelo y compost (King County)  
[www.kingcounty.gov/soils](http://www.kingcounty.gov/soils)
- Temas sobre el césped y el jardín (King County)  
[www.kingcounty.gov/natural-yard](http://www.kingcounty.gov/natural-yard)
- Cuidado natural del césped y el jardín (City of Seattle)  
[www.seattle.gov/util/services/yard](http://www.seattle.gov/util/services/yard)

Jardín de riego eficiente en el Jardín Botánico de Bellevue.



- Conservación del agua, interiores y exteriores (Saving Water Partnership – Asociación para el Ahorro del Agua) [www.savingwater.org](http://www.savingwater.org)
- Información sobre Washington State University Master Gardener (Jardinero Experto, Universidad del Estado de Washington) <http://gardening.wsu.edu>
- Jardinería y control de plagas menos tóxicos (Programa Local de Manejo de Deshechos Peligrosos en King County), [www.HazWasteHelp.org](http://www.HazWasteHelp.org), o en español 206-296-4692. Alternativas a las pesticidas [www.GrowSmartGrowSafe.org](http://www.GrowSmartGrowSafe.org)
- Escoger la planta correcta para el lugar correcto [www.greatplantpicks.org](http://www.greatplantpicks.org)
- Información de plantas nativas [www.kingcounty.gov/gonative](http://www.kingcounty.gov/gonative)

**Folletos gratis** disponibles por medio de la Línea de respuestas para un jardín y césped natural o en los sitios web que figuran arriba. Se incluye (por ahora sólo en inglés):

## Guías para un césped y un jardín natural

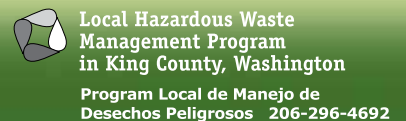
- *Growing Healthy Soil*
- *Choosing the Right Plants*
- *Smart Watering*
- *Natural Pest, Weed & Disease Control*
- *Composting at Home*
- *Natural Lawn Care*

## Otras publicaciones

- *How to Choose a Landscape Company*
- *Four Reasons to Kick the Weed and Feed Habit*
- *How to be a Salmon Friendly Gardener*

Este material se proporciona, al pedirlo, en formatos alternativos para individuos con discapacidades.

## ¡Cuando se trate de su jardín, actúe naturalmente!



HHW-LAWN-7(11/11)  
1111YardSpanishWithBleedBOOK skrau

# Stay home Stay healthy

Maintain a minimum  
6 foot distance between  
yourself and others.

## CLOSED



Playground  
structures/equipment



Restrooms and  
hand-washing stations



Group gatherings

## LIMITED



Park visits with people  
in your household



Stay 6 feet from others

## OPEN



Trails and green spaces



Bike paths

# Quédese en casa Manténgase sano

Mantenga un mínimo  
de 6 pies de distancia  
entre usted y otros

## CERRADOS



Equipos y estructuras de juego



Baños y estaciones para lavado  
de manos

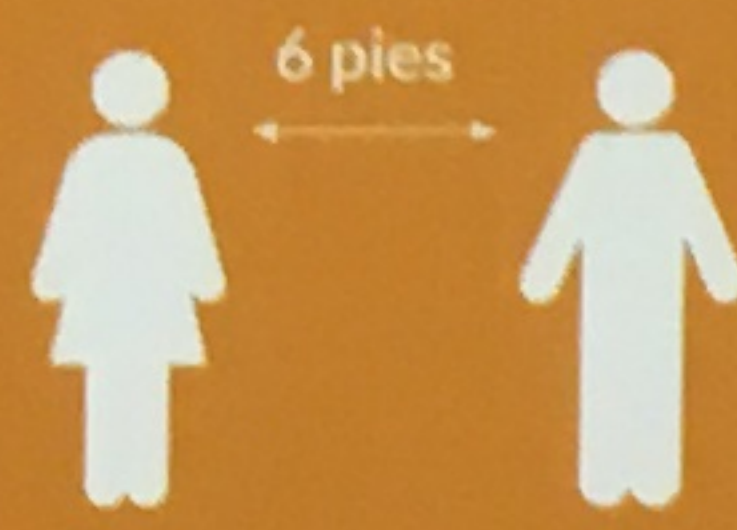


Reuniones en grupo

## LIMITADOS



Visitas al parque con personas  
de su casa



Manténgase a  
6 pies de los demás

## ABIERTOS



Senderos y espacios verdes



Senderos para bicicletas

# Оставайтесь дома Оставайтесь здоровы

Поддерживайте  
минимальную дистанцию  
в 6 футов между собой  
и окружающими

## ЗАКРЫТЫ



Детские площадки,  
структуры и оборудование



Соблюдайте  
дистанцию в 6 футов  
от окружающих

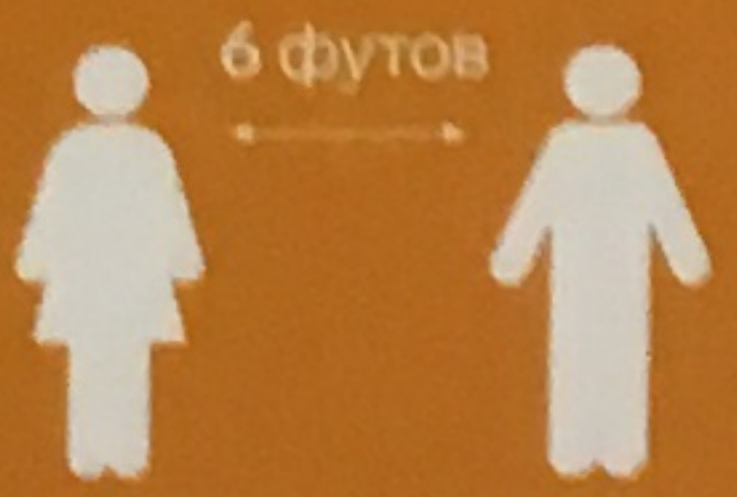


Групповые собрания

## ОГРАНИЧЕНИЯ



Ходите в парки только  
с людьми, с которыми  
вы живёте



Соблюдайте дистанцию  
в 6 футов от окружающих

## ОТКРЫТЫ



Тропы в парках и  
зелёные зоны



Велодорожки



CLARK COUNTY  
WASHINGTON  
PUBLIC WORKS  
PARKS

LEARN MORE

[www.clark.wa.gov/covid19](http://www.clark.wa.gov/covid19)



# Share Your Ideas About Clark County's Parks and Open Spaces



## What is the Clark County Pros Plan?

The 2020 countywide Parks, Recreation and Open Space Plan (PROS Plan for short) is intended to guide how the county provides high quality parks, trails, natural areas and recreation offerings across Clark County.

The PROS Plan will identify funding needs and park and recreation system goals. An updated PROS Plan will also position Clark County for future grant opportunities and funding.

## Take the PROS Plan Survey!

There are several ways to get involved, and we encourage your participation. We need your help to make sure the new plan reflects the growing community and any parks and open space needs.

Take the online community survey today! Use the QR code - or -  
Visit [www.clark.wa.gov/parks](http://www.clark.wa.gov/parks) for a link. Please take the survey just once.

English



Español



Российский



Questions / Comments?

564-397-2285

[parks@clark.wa.gov](mailto:parks@clark.wa.gov)

## Clark County Parks, Recreation & Open Space (PROS) Plan Survey

Clark County is conducting a short survey to assess the recreational needs of community residents to update its Parks System Plan.

The Plan update will establish goals and priorities and recommend specific projects for the county's parks and recreational lands for the next six to 10 years. Final review and adoption of the Plan tentatively is scheduled for mid-2021.

The survey consists of 20 questions regarding current use of facilities, preferred activities, and support for future improvements. It takes about 5-6 minutes to complete, and County residents of all ages are encouraged to participate.

We understand that COVID-19 might have impacted your ability to visit parks and trails this spring. We ask that you consider the future orientation of the parks plan as you evaluate the park system amenities.

**Thank you in advance for participating!**

### 1. Would you say that public parks and recreation opportunities are... (CHECK ONE)

---

- Vital to the quality of life
- Important, but not vital
- Useful, but not necessary
- Not important
- Don't Know

### 2. How many times over the past year have you or members of your household visited a public park in Clark County

- At least once a week
- Two or three times a month
- About once a month
- Two or three times over the year
- Did not visit a public park
- Don't know

3. Which park do you visit most often?

4. When you visit your nearby, local park, what is the primary way you get there?  
(CHECK ONE)

Walk

Bicycle

Drive

Public transit / bus

Other (please specify)

5. What is the name of your nearby, local park?

6. How would you rate the maintenance and upkeep of the Clark County parks you have visited, prior to the COVID-19 quarantine?

Excellent

Good

Fair

Poor

7. How many times over the past year have you or members of your household used walking and biking trails in Clark County?

At least once a week

Two or three times a month

About once a month

Two or three times over the year

Did not visit a public park

Don't know

8. Which of the following outdoor recreational activities did your household participate in within the last year. (CHECK ALL THAT APPLY)

- Jogging or running
- Hiking or walking
- Bicycling
- Picnicking
- Fishing
- Swimming
- Soccer
- Lacrosse
- Basketball
- Frisbee or disc golf
- Baseball / Softball
- Rugby
- Skateboarding
- Tennis
- Pickleball
- Volleyball
- Boating – Hand-carry (canoeing, kayaking)
- Boating – Motor / trailered
- Exercising dog at an off-leash dog area
- Horseback riding
- Wildlife viewing
- Other (please specify)

9. Please CHECK ALL the reasons why your household does not use Clark County's parks, recreation facilities or trails more often.

- N/A – I visit often / Does not apply to me
- Do not have the right equipment / amenities
- Are not well maintained
- Barriers related to physical accessibility
- Not accessible by public transportation
- Too far from home

- Do not feel safe in park, facility or trails
- Not enough parking
- Too busy / Don't have the time to go
- Too crowded
- Other (please specify)

10. Please rate how important each trail type or amenity is to your household.

	Very Important	Somewhat Important	Not Important	Not Sure
Paved, shared paths for pedestrians and cyclists				
Unpaved trails in natural areas				
Accessible trails without steep slopes for users of all abilities (strollers, wheelchairs, etc.)				
Restrooms at trailheads				
Trailhead parking				
Drinking fountains / Water bottle fill stations				
Trail-side benches for resting or with vistas				
Mountain biking trails				
Horseback riding trails				

11. Please rate how important each of the following amenities is to your household when visiting a County park.

	Very Important	Somewhat Important	Not Important	Not Sure
Water views and vistas				
Boat / watercraft launches for canoes and kayaks				
Boat facilities and launches for motorized or trailered boats				
Picnic facilities, including shelters, tables and barbecues				
Splash pads or water play areas				
Playgrounds and play parks for children				



	Very Important	Somewhat Important	Not Important	Not Sure
Off-leash dog areas				
Natural areas and open space				
Recreational trail connections for walking and biking				
Sport fields (softball, soccer, baseball, etc.) with all-weather turf and lighting				
Sport courts (basketball, tennis, pickleball)				
Sand volleyball courts				
Other (please specify)				

12. Please indicate how important each of the potential expanded playground amenities is to your household.

	Very Important	Somewhat Important	Not Important	Not Sure
Nature-based / Natural play spaces				
Themed park (such as farm, fire station, dinosaur, boat/water themes)				
All-inclusive play area for people of all abilities				
Exercise equipment for youth / adults				
Adventure play / Parkour / Ninja warrior elements				
Other (please specify)				

13. Please share additional needs for additional recreation opportunities or for your preferred investments in parks and recreation.

14. Caring for parks takes a community effort including volunteers, donors, community supporters. Please select each of the following ways you would be interested in supporting the County's park system.

- Volunteering
- Buying an annual Clark County Parks parking pass
- Supporting the Parks Foundation of Clark County
- Supporting the Greater Clark Parks District
- Donating / Sponsoring
- Other (please specify)

-----

The following, optional questions help us understand whether we have a cross-section of the community responding to this survey, and the data will help in future grant requests. Thanks for understanding.

15. What is your age?

- Younger than 18
- 18 to 34
- 35 to 44
- 45 to 54
- 55 to 64
- 65 and older

16. In what ZIP code is your home located? (enter 5-digit ZIP code; for example, 98665)

17. How many children under age 18 currently live in your household?

- 0
- 1
- 2
- 3 or more

18. What is your gender?

- Female
- Male
- Other / Non-binary

19. What is your race / ethnicity?

- White or Caucasian
- Black or African American
- Hispanic or Latino
- Asian or Asian American
- American Indian or Alaska Native
- Native Hawaiian or another Pacific Islander
- Multiracial
- Some other race or ethnicity (please specify)

20. Which of the following general income categories best describes your household income last year before taxes?

- Under \$35,000
- \$35,000 to \$49,999
- \$50,000 to \$74,999
- \$75,000 to \$99,999
- \$100,000 to \$149,999
- \$150,000 or more

-----

Thank you for taking the time to complete this survey.

Your input and insights will be used to help guide the development of the Clark County Parks, Recreation and Open Space Plan

When you close this survey, you will be re-directed to Clark County's "Find a Park or Trail" webpage for inspiration for your next trip outdoors.

Thank you!

## Опрос касательно плана развития парков, зон отдыха и открытого пространства округа Clark County

Округ Clark County проводит небольшой опрос, чтобы оценить потребности местных жителей в отношении зон отдыха и обновить свой план развития системы парков.

В обновленном плане будут определены цели и приоритеты, а также представлены конкретные проекты окружных парков и зон отдыха на ближайшие 6–10 лет. Окончательное рассмотрение и принятие плана ориентировочно намечено на середину 2021 года.

Опрос состоит из 20 вопросов, касающихся текущего использования объектов, предпочтительных видов деятельности и поддержки будущих улучшений. К участию в опросе, который займет около 5–6 минут, приглашаются жители округа всех возрастов.

Мы понимаем, что вспышка COVID-19 могла повлиять на вашу возможность посещать парки и природные зоны этой весной. При оценивании удобств парка просим вас учитывать будущую направленность плана развития парков.

**Заранее благодарим за участие!**

### 1. По вашему мнению, общественные парки и возможности для отдыха являются... (ВЫБЕРИТЕ ОДИН ИЗ ВАРИАНТОВ)

- 
- Жизненно важными для поддержания качества жизни
  - Важными, но не критичными
  - Полезными, но не обязательными
  - Не важными
  - Не знаю

### 2. Как часто за последний год вы или члены вашей семьи посещали общественный парк округа Clark County?

- Не реже одного раза в неделю
- Два или три раза в месяц
- Приблизительно раз в месяц
- Два или три раза в год
- Вообще не посещали общественный парк
- Не знаю

3. Какой парк вы посещаете чаще всего?

4. Как обычно вы добираетесь до близлежащего местного парка? (ВЫБЕРИТЕ ОДИН ИЗ ВАРИАНТОВ)

Пешком

На велосипеде

На машине

На общественном транспорте

Другой вариант (укажите)

5. Укажите название близлежащего местного парка.

6. Как бы вы оценили обслуживание и содержание парков округа Clark County, которые вы посетили до начала карантина в связи с COVID-19?

Отлично

Хорошо

Удовлетворительно

Плохо

7. Как часто за последний год вы или члены вашей семьи использовали пешеходные и велосипедные тропинки округа Clark County?

Не реже одного раза в неделю

Два или три раза в месяц

Приблизительно раз в месяц

Два или три раза в год

Вообще не посещали общественный парк

Не знаю

8. В каких активных спортивно-оздоровительных мероприятиях участвовала ваша семья в прошлом году? (ОТМЕТЬТЕ ВСЕ ПОДХОДЯЩИЕ ВАРИАНТЫ)

- Бег (трусцой или обычный)
- Походы или прогулки пешком
- Езда на велосипеде
- Пикники
- Рыбалка
- Плавание
- Футбол
- Лакросс
- Баскетбол
- Фрисби или диск-гольф
- Бейсбол или софтбол
- Регби
- Катание на скейтбордах
- Теннис
- Пиклбол
- Волейбол
- Катание на лодках — ручная гребля (байдарки, каноэ, каяки)
- Катание на лодках с мотором или прицепных лодках
- Дрессировка собак в местах выгула собак без поводка
- Верховая езда
- Прогулки по дикой природе
- Другой вариант (укажите)

9. УКАЖИТЕ ВСЕ причины, по которым ваша семья не посещает парки, зоны отдыха и тропинки округа Clark County чаще.

- Я часто посещаю парки / не применимо ко мне
- Отсутствие необходимого оборудования / удобств
- Ненадлежащее состояние данных мест
- Трудности, связанные с физическими возможностями
- Невозможность добраться на общественном транспорте
- Большая удаленность от дома

- Недостаточная безопасность парка, зоны отдыха или дорожек
- Отсутствие достаточного количества мест для парковки
- Занятость / отсутствие времени на посещение
- Большое скопление людей
- Другой вариант (укажите)

10. Оцените важность наличия каждого указанного ниже вида дорожки или удобства для вашей семьи.

	Очень важно	Отчасти важно	Не важно	Не знаю
Асфальтированные велопешеходные дорожки				
Грунтовые дорожки в природных зонах				
Дорожки без крутых склонов, доступные для людей с любыми физическими возможностями (людей с детскими колясками, в инвалидных колясках и т. д.)				
Общественные туалеты на перевалочных пунктах				
Парковки в перевалочных пунктах				
Фонтаны с питьевой водой / места для наполнения бутылок водой				
Скамейки для отдыха вдоль дорожек или с видами на природу				
Горные велосипедные трассы				
Дорожки для верховой езды				

11. Оцените важность для вашей семьи каждого из указанных ниже удобств при посещении окружного парка.

	Очень важно	Отчасти важно	Не важно	Не знаю
Места с видом на воду или природу				
Плавучие средства для спуска на воду каноэ и каяков				
Приспособления для лодок и плавучие средства для спуска на воду моторных или прицепных лодок				

	Очень важно	Отчасти важно	Не важно	Не знаю
Приспособления для пикника, в том числе навесы, столы и решетки для барбекю				
Устройства для разбрызгивания воды или водные игровые площадки				
Детские площадки и парки развлечений для детей				
Места для выгула собак без ошейника				
Природные зоны и открытое пространство				
Туристические маршруты для пеших и велосипедных прогулок				
Спортивные площадки (для софтбола, футбола, бейсбола и т. д.) с покрытием для игры в любую погоду и освещением				
Спортивные корты (для баскетбола, тенниса, пиклбола)				
Волейбольные площадки с песчаным покрытием				
Другой вариант (укажите)				

**12. Оцените важность потенциального расширения каждого указанного вида игровых площадок для вашей семьи.**

	Очень важно	Отчасти важно	Не важно	Не знаю
Природные игровые зоны				
Тематические парки (например, ферма, пожарное депо, парк динозавров, лодочные и водные станции)				
Игровая зона для людей с любой степенью инвалидности, оснащенная всем необходимым				
Тренажеры для молодежи и взрослых				
Зоны для приключенческих игр, паркура или для игры в воинов ниндзя				
Другой вариант (укажите)				



13. Опишите, в каких дополнительных возможностях для отдыха вы нуждаетесь, а также какие инвестиции в парки и зоны отдыха являются предпочтительными для вас.

14. Уход за парками требует общих усилий, в частности волонтеров и спонсоров, а также поддержки со стороны общества. Укажите, какие из следующих способов поддержки системы парков округа были бы вам интересны.

Волонтерство

Покупка годового абонеента на парковку в парках округа Clark County

Поддержка фонда парков округа Clark County

Поддержка муниципального образования Greater Clark Parks District

Спонсорство / пожертвования

Другой вариант (укажите)

-----  
Следующие вопросы являются необязательными. Они помогают нам определить, какая часть местного населения участвует в данном опросе. Собранный информация необходима для формирования запросов на получение грантов в будущем. Благодарим за понимание.

15. Укажите свой возраст.

Младше 18 лет

От 18 до 34 лет

От 35 до 44 лет

От 45 до 54 лет

От 55 до 64 лет

65 лет и старше

16. Укажите почтовый индекс своего места проживания (5-значный почтовый индекс, например, 98665).

17. Сколько детей младше 18 лет проживает в вашей семье в настоящее время?

- 0
- 1
- 2
- 3 или больше

18. Укажите свой пол.

- Женский
- Мужской
- Другой / небинарное лицо

19. Укажите свою расовую / этническую принадлежность.

- Белые или европеоидная раса
- Темнокожие или афроамериканцы
- Испаноязычные или латиноамериканцы
- Азиаты или американцы азиатского происхождения
- Американские индейцы или коренные жители Аляски
- Коренные жители Гавайских или других островов Тихого океана
- Я принадлежу к нескольким расам
- Другая расовая / этническая принадлежность (укажите, какая)

20. Какая из следующих общих категорий доходов лучше всего описывает доход вашей семьи (до вычета налогов) в прошлом году?

- Менее 35 000 долларов
- 35 000–49 999 долларов
- 50 000–74 999 долларов
- 75 000–99 999 долларов
- 100 000–149 999 долларов
- 150 000 долларов и больше

-----

Благодарим, что нашли время поучаствовать в данном опросе.

Ваши ответы будут использованы для разработки плана развития парков, зон отдыха и открытого пространства округа Clark County.

Когда вы закончите заполнять данный опрос, вы будете перенаправлены на веб-страницу округа Clark County «Find a Park or Trail» («Найти парк или дорожку»), где сможете почерпнуть идеи для следующей поездки на природу.

Благодарим за участие!

## Encuesta del Plan de parques, recreación y espacios abiertos de Clark County (PROS)

Para actualizar el Plan del sistema de parques, Clark County está haciendo una breve encuesta para evaluar las necesidades recreativas de los residentes de la comunidad.

La actualización del Plan establecerá objetivos y prioridades, y recomendará proyectos específicos para los parques y los terrenos recreativos del condado para los próximos seis a 10 años. La revisión final y la adopción del Plan están programadas provisionalmente para mediados de 2021.

La encuesta consta de 20 preguntas sobre el uso actual de las instalaciones, actividades preferidas y apoyo a futuras mejoras. Tarda entre 5 a 6 minutos en completarse, y se anima a los residentes del condado de todas las edades a participar.

Entendemos que el COVID-19 pudo haber afectado su capacidad para visitar parques y senderos esta primavera. Le pedimos que considere la orientación futura del plan de parques evaluando los entretenimientos del sistema de parques.

**¡Gracias de antemano por participar!**

### 1. ¿Diría que contar con parques públicos y oportunidades de recreación es... (MARQUE UNO)

- 
- Vital para la calidad de vida
  - Importante, pero no vital
  - Útil, pero no necesario
  - No es importante
  - No sé

### 2. ¿Cuántas veces durante el año pasado usted o los miembros de su grupo familiar visitaron un parque público en Clark County?

- Por lo menos una vez a la semana
- Dos o tres veces al mes
- Aproximadamente una vez al mes
- Dos o tres veces al año
- No visitamos ningún parque público
- No sé

3. ¿Qué parque visita con mayor frecuencia?

4. Cuando visita el parque local cercano, ¿cuál es la manera principal de llegar allí?  
(MARQUE UNO)

Caminando

En bicicleta

Conduciendo

Transporte público/autobús

Otro (especifique)

5. ¿Cuál es el nombre de su parque local cercano?

6. ¿Cómo calificaría el mantenimiento y el cuidado de los parques de Clark County que visitó antes de la cuarentena por el COVID-19?

Excelente

Muy bueno

Bueno

Malo

7. ¿Cuántas veces durante el año pasado usted o los miembros de su grupo familiar usaron los senderos para caminar y andar en bicicleta en Clark County?

Por lo menos una vez a la semana

Dos o tres veces al mes

Aproximadamente una vez al mes

Dos o tres veces al año

No visitamos ningún parque público

No sé

8. ¿En qué actividades recreativas al aire libre participó su grupo familiar en el último año? (MARQUE TODAS LAS OPCIONES QUE CORRESPONDAN)

- Trotar o correr
- Senderismo o caminar
- Andar en bicicleta
- Hacer pícnic
- Pescar
- Nadar
- Jugar fútbol
- Lacrosse
- Básquetbol
- Frisbee o golf de disco
- Béisbol/sóftbol
- Rugby
- Monopatinaje
- Tenis
- Pickleball
- Vóleibol
- Canotaje: cargado (piragüismo, kayak)
- Canotaje: motor/remolcado
- Ejercitar al perro en un área para perros sin correa
- Cabargar
- Observar la vida silvestre
- Otro (especifique)

9. MARQUE TODAS las razones por las que su grupo familiar no visita los parques, las instalaciones recreativas o los senderos de Clark County con más frecuencia.

- N/A: Los visito a menudo/no se aplica a mí
- No tienen el equipo/entretenimiento adecuados
- No les dan un buen mantenimiento
- Barreras relacionadas con la accesibilidad física
- No son accesibles por transporte público
- Muy lejos de casa

- No me siento seguro en los parques, las instalaciones ni en los senderos
- No tienen suficiente parqueo
- Demasiado ocupados/no tenemos tiempo de ir
- Demasiado concurridos
- Otro (especifique)

10. Califique qué tan importante es cada tipo de sendero o entretenimiento para su grupo familiar.

	Muy importante	Algo importante	No es importante	No estoy seguro
Caminos pavimentados y compartidos para peatones y ciclistas				
Senderos sin pavimentar en áreas naturales				
Senderos accesibles sin pendientes pronunciadas para usuarios de todo tipo (cochecitos, sillas de ruedas, etc.)				
Baños al principio de los senderos				
Parqueo al principio de los senderos				
Fuentes para beber agua potable/estaciones de llenado de botellas de agua				
Bancas al costado del sendero para descansar o con vistas				
Senderos para bicicleta de montaña				
Senderos para cabalgar				

11. Califique la importancia de cada uno de los siguientes entretenimientos para su grupo familiar cuando visita un parque del condado.

	Muy importante	Algo importante	No es importante	No estoy seguro
Vistas al agua y panorámicas				
Áreas de lanzamiento de botes/embarcaciones para soltar al agua las canoas y kayaks				
Instalaciones y áreas de lanzamiento para soltar al agua los botes motorizados o remolcados				

	Muy importante	Algo importante	No es importante	No estoy seguro
Instalaciones para pícnic, incluyendo refugios, mesas y lugar para preparar barbacoas.				
Áreas de recreación con juegos de agua o áreas de juego con agua				
Patios para juegos y parques infantiles.				
Áreas para perros sin correa				
Áreas naturales y espacios abiertos				
Conexiones de senderos recreativos para caminar y andar en bicicleta				
Campos deportivos (sóftbol, fútbol, básquetbol, béisbol, etc.) con césped para todo clima e iluminación				
Canchas deportivas (básquetbol, tenis, pickleball)				
Canchas para vóleybol de arena				
Otro (especifique)				

**12. Indique qué tan importante es para su grupo familiar cada uno de los posibles entretenimientos adicionales para el área de juegos.**

	Muy importante	Algo importante	No es importante	No estoy seguro
Espacios de juego en la naturaleza/naturales				
Parque temático (como temas de granja, estación de bomberos, dinosaurios, botes/acuáticos)				
Área de juego con todo incluido para personas con todas las capacidades				
Equipo de ejercicio para jóvenes/adultos				
Juegos de aventuras/Parkour/elementos de guerreros ninja				
Otro (especifique)				



13. Comparta más necesidades de otras oportunidades de recreación o de otras formas preferidas de inversión en parques y recreación.

---

14. El cuidado de los parques necesita un esfuerzo comunitario incluyendo voluntarios, donantes y simpatizantes de la comunidad. Elija las formas en las que estaría interesado en apoyar el sistema de parques del condado.

Voluntariado

Comprar un pase anual de estacionamiento de Clark County Parks

Apoyar a Parks Foundation of Clark County

Apoyar a Greater Clark Parks District

Donación/patrocinio

Otro (especifique)

---

Las siguientes preguntas opcionales nos ayudan a comprender si tenemos una muestra representativa de la comunidad respondiendo a esta encuesta, y los datos ayudarán en futuras solicitudes de subvenciones. Gracias por su comprensión.

15. ¿Qué edad tiene?

Menor de 18

18 a 34

35 a 44

45 a 54

55 a 64

mayor de 65

16. ¿En qué código postal está situada su casa? (escriba el código postal de 5 dígitos; por ejemplo, 98665)

17. ¿Cuántos niños menores de 18 años hay actualmente en su grupo familiar?

0

1

2

3 o más

18. ¿Cuál es su sexo?

Femenino

Masculino

Otro/no binario

19. ¿Cuál es su raza/origen étnico?

Blanco o caucásico

Negro o afroamericano

Hispano o latino

Asiático o asiático americano

Indio americano o nativo de Alaska

Nativo de Hawái u otro isleño del Pacífico

Multirracial

Otra raza u origen étnico (especifique)

20. ¿Cuál de las siguientes categorías de ingresos generales describe mejor los ingresos de su grupo familiar antes de impuestos obtenidos el año pasado?

Debajo de \$35 000

\$35 000 a \$49 999

\$50 000 a \$74 999

\$75 000 a \$99 999

\$100 000 a \$149 999

\$150 000 o más

-----  
Gracias por tomarse el tiempo para completar esta encuesta.

Sus comentarios y opiniones se usarán para ayudar a guiar el desarrollo del Plan de parques, recreación y espacios abiertos de Clark County.

Cuando cierre esta encuesta, será redirigido a "Find a Park or Trail" (Buscar un parque o sendero) de la página web de Clark County para obtener inspiración para su próximo paseo al aire libre.

Gracias.

# Invoice Summary for 2020

Section	Contract No	Consultant	Maximum	Start Date	End Date	Invoiced in 2020
<b>Admin &amp; Finance</b>						
Admin & Finance	SCN00001168	Teresa D. Johnson CPA, Inc.	\$30,000.00	1/1/2020	12/31/2020	\$28,114.20
<b>Admin &amp; Finance Total:</b>						<b>\$28,114.20</b>
<b>Camp Bonneville</b>						
Parks	SCN00000976	PBS Engineering & Environmental	\$274,186.00	7/17/2019	6/1/2021	\$176,416.61
<b>Camp Bonneville Total:</b>						<b>\$176,416.61</b>
<b>Clean Water</b>						
Clean Water	645558	ALS Environmental	\$715,000.00	5/15/2013	5/14/2021	\$40,752.00
	786891	City of Vancouver Financial Services	\$81,500.00	1/15/2018	12/31/2020	\$13,414.30
	739349	City of Vancouver Financial Services	\$280,000.00	1/1/2017	12/31/2021	\$47,476.27
	SCN00001502	Consumer Opinion Services, Inc	\$12,500.00	11/6/2020	1/31/2021	\$12,265.00
	761939	Inter-Fluve, Inc	\$200,000.00	7/1/2018	12/31/2021	\$74,692.33
	011127	Lower Columbia Estuary Partnership	\$240,000.00	7/1/2019	6/30/2023	\$33,492.97
	SCN00001352	Source Molecular Corporation	\$80,000.00	8/10/2018	8/10/2021	\$35,760.00
	766883	Vancouver Watersheds Council	\$55,510.00	1/15/2018	12/31/2020	\$2,109.02
	00001294	Washington State University Extension	\$58,000.00	1/1/2020	12/31/2020	\$44,257.38
	743293	Washington State University Extension	\$174,000.00	1/1/2017	12/31/2019	\$17,486.85
	SCN00001288	West Consultant, Inc.	\$30,000.00	4/28/2020	12/31/2021	\$15,404.31
	785437	Will Hornyak	\$12,200.00	1/15/2019	6/30/2021	\$1,368.08
<b>Clean Water Total:</b>						<b>\$338,478.51</b>
<b>Construction</b>						
Capital Projects	760486	Columbia West Engineering, Inc.	\$357,500.00	1/1/2018	12/31/2021	\$92,953.04
	SCN00001448.1	HDR Engineering, Inc.	\$67,852.00	11/4/2020	12/31/2020	\$693.68
	737476.2	HDR Engineering, Inc.	\$350,000.00	1/1/2017	12/31/2021	\$305.72

# Invoice Summary for 2020

Section	Contract No	Consultant	Maximum	Start Date	End Date	Invoiced in 2020
	738452.3	Otak, Inc.	\$250,000.00	1/1/2017	12/31/2021	\$9,118.53
	761855	Professional Service Industries, Inc.	\$75,000.00	1/1/2018	12/31/2021	\$20,183.62
<b>Construction Total:</b>						<b>\$123,254.59</b>
<b>Design</b>						
Capital Projects	737098	Apex Companies - Vancouver	\$50,000.00	1/1/2017	12/31/2020	\$17,322.01
	SCN00001439	Exeltech Consulting, Inc.	\$663,415.90	10/26/2020	12/31/2023	\$17,273.84
	737099.1	Geotechnical Resources, Inc.	\$125,000.00	1/1/2017	12/31/2021	\$8,316.45
	SCN00001135	Harper Houf Peterson Righellis	\$175,000.00	11/25/2019	12/31/2021	\$124,800.62
	SCN00001440	Hart Crowser, Inc.	\$33,568.00	5/20/2020	12/31/2021	\$33,565.54
	737100	Hart Crowser, Inc.	\$192,500.00	1/1/2017	12/31/2020	\$1,779.46
	738452.1	Otak, Inc.	\$270,000.00	1/1/2017	12/31/2021	\$19,358.56
	SCN00001401	PBS Engineering & Environmental	\$141,567.40	8/28/2020	12/31/2021	\$62,880.25
	737101.2	PBS Engineering & Environmental	\$150,000.00	1/1/2017	12/31/2021	\$3,142.82
	737101.1	PBS Engineering & Environmental	\$200,000.00	1/1/2017	12/31/2021	\$1,538.50
	SCN00001249	Shea, Carr, & Jewell, Inc (SCJ)	\$188,541.00	3/16/2020	12/31/2021	\$170,047.44
	737482.1	Wallis Engineering	\$86,939.83	1/1/2017	12/31/2021	\$29,712.88
	710492	West Consultant, Inc.	\$70,000.00	12/7/2015	12/31/2020	\$7,560.58
<b>Design Total:</b>						<b>\$497,298.95</b>
<b>Development Engineering</b>						
Development Engineering	SCN00001006	Harper Houf Peterson Righellis	\$22,958.40	8/12/2019	8/12/2021	\$4,250.55
	SCN00001055	Harper Houf Peterson Righellis	\$142,041.60	8/12/2019	8/12/2021	\$80,394.44
	737469.3	Harper Houf Peterson Righellis	\$373,398.30	1/1/2017	12/31/2021	\$1,321.57
	SCN0000975	Wallis Engineering	\$25,428.10	7/15/2019	7/15/2021	\$842.90
	SNC00001056	Wallis Engineering	\$139,571.90	7/15/2019	7/15/2021	\$76,787.42
	737482.2	Wallis Engineering	\$263,060.17	1/1/2017	12/31/2021	\$1,436.33
<b>Development Engineering Total:</b>						<b>\$165,033.21</b>

# Invoice Summary for 2020

Section	Contract No	Consultant	Maximum	Start Date	End Date	Invoiced in 2020
<b>Environmental Permitting</b>						
Env. Permitting	761832.2	AECOM Technical Services Inc.	\$16,587.80	1/1/2018	12/31/2021	\$5,155.62
	761832.1	AECOM Technical Services Inc.	\$351,181.44	1/1/2018	12/31/2021	\$274,131.78
	761840	Archaeological Investigations NW, Inc	\$165,000.00	2/2/2018	12/31/2021	\$13,841.54
	761818.1	ESA Vigil Agrimis, Inc.	\$300,000.00	1/1/2018	12/31/2021	\$14,800.65
	SCN00001403	Harper Houf Peterson Righellis	\$130,117.00	10/26/2020	12/31/2023	\$13,523.94
	761866	HDR Engineering, Inc.	\$200,000.00	3/30/2018	12/31/2021	\$1,924.55
	761930	ICF Jones & Stokes, Inc.	\$200,000.00	1/1/2018	12/31/2021	\$25,742.51
	00001308	Olson Environmental LLC	\$139,794.16	2/26/2020	2/25/2021	\$76,788.71
	761821	SWCA Environmental Consultants	\$75,000.00	1/1/2018	12/31/2021	\$40,973.76
	761996.1	Tetra Tech	\$100,000.00	1/1/2018	12/31/2021	\$56,205.04
	761819.1	WSP USA Inc. Formerly Berger ABAM	\$200,000.00	1/1/2018	12/31/2021	\$60,702.99
<b>Environmental Permitting Total:</b>						<b>\$583,791.09</b>
<b>Forestry</b>						
Parks	761951	NNRG -NORTHWEST NATURAL RESOURCES GROUP LLC	\$100,000.00	3/29/2018	12/31/2021	\$4,977.78
	SCN00001048	TH Logging LLC	\$1,153,390.00	8/27/2019	12/31/2020	\$362,737.93
<b>Forestry Total:</b>						<b>\$367,715.71</b>
<b>Parks</b>						
Parks	768959	AKS Engineering & Forestry Vancouver, LLC	\$200,101.00	5/1/2018	12/31/2021	\$35,712.73
	SCN00001275	Conservation Technix, Inc.	\$50,000.00	3/16/2020	12/31/2020	\$49,340.00
	SCN00001024	MacKay & Sposito, Inc.	\$367,464.00	8/6/2019	12/31/2021	\$33,853.64
	761956.2	PBS Engineering & Environmental	\$200,000.00	1/1/2018	12/31/2021	\$26,280.30
	761819.2	WSP USA Inc. Formerly Berger ABAM	\$200,000.00	1/1/2018	12/31/2021	\$53,226.34

# Invoice Summary for 2020

Section	Contract No	Consultant	Maximum	Start Date	End Date	Invoiced in 2020
	775306	WSP USA Inc. Formerly Berger ABAM	\$349,835.00	7/1/2018	12/31/2021	\$64,726.57
<b>Parks Total:</b>						<b>\$263,139.58</b>
<b>Project Management</b>						
Capital Projects	786998	Cahill, Inc.	\$150,000.00	12/11/2018	6/30/2021	\$22,060.61
	782871	Harper Houf Peterson Righellis	\$388,600.00	1/10/2019	12/31/2021	\$139,443.66
	SCN00001092	KPFF Consulting Engineers	\$244,755.00	8/6/2019	12/31/2021	\$90,366.88
	761645	KPFF Consulting Engineers	\$415,206.00	4/1/2018	12/31/2021	\$74,119.76
	783216	Otak, Inc.	\$152,896.70	12/26/2018	12/31/2021	\$43,644.73
	783218	Otak, Inc.	\$168,241.00	12/26/2018	12/31/2021	\$58,856.03
	777349	Otak, Inc.	\$197,333.00	8/27/2018	12/31/2021	\$115,443.29
	783217	Otak, Inc.	\$238,161.00	12/26/2018	12/31/2021	\$53,505.99
	744355	Otak, Inc.	\$490,335.45	4/10/2017	12/31/2021	\$28,588.79
	SCN00001015	Robertson Engineering	\$126,894.00	8/8/2019	1/31/2020	\$53,088.37
<b>Project Management Total:</b>						<b>\$679,118.11</b>
<b>Real Property Services</b>						
Capital Projects	SCN00000153	Clark County Title Company	\$92,400.00	7/3/2018	7/2/2021	\$13,919.69
	737608	Donnerberg Enterprises, LLC	\$55,000.00	3/1/2017	12/31/2021	\$8,000.00
	737539	Epic Land Solutions, Inc	\$110,000.00	3/1/2017	12/31/2021	\$19,673.07
	737532	Lingeman Valuation & Consulting, LLC.	\$165,000.00	3/1/2017	12/31/2021	\$19,200.00
	737565	R F Duncan and Associates Inc	\$165,000.00	3/1/2017	12/31/2021	\$56,750.00
<b>Real Property Services Total:</b>						<b>\$117,542.76</b>
<b>Signal Engineering &amp; Operations</b>						
Transportation Programming	SCN00001393	DKS Associates	\$134,209.00	8/11/2020	12/31/2021	\$31,973.27
	733839	DKS Associates	\$699,888.00	11/1/2016	12/31/2019	\$19,782.54
	737476.3	HDR Engineering, Inc.	\$350,000.00	1/1/2017	12/31/2021	\$25,615.54
	738409	Lancaster Engineering	\$350,000.00	1/1/2017	12/31/2021	\$2,360.00
<b>Signal Engineering &amp; Operations Total:</b>						<b>\$79,731.35</b>
<b>Sustainability &amp; Outreach</b>						

# Invoice Summary for 2020

Section	Contract No	Consultant	Maximum	Start Date	End Date	Invoiced in 2020
Solid Waste	HDC.1427	Amy Van Camp Experience, The	\$30,000.00	1/1/2020	12/31/2020	\$15,000.00
	HDC.1426	Distinctive Landscape	\$8,000.00	1/1/2020	12/31/2020	\$7,727.03
	HDC.1449	Formations Design	\$49,730.00	3/3/2020	2/28/2021	\$3,782.64
	692941	Formations Design	\$165,000.00	3/3/2015	3/3/2020	\$21,807.06
	HDC.1356	JR Miller & Associate	\$407,524.00	8/1/2019	10/30/2021	\$122,499.67
	HDC.1207	Maul Foster Alongi	\$20,000.00	1/1/2019	12/31/2020	\$180.00
	HDC.1466	Perennial Energy	\$89,995.00	5/1/2020	12/31/2020	\$62,996.50
	578192	SCS Engineers	\$5,415,495.00	12/2/2010	12/1/2021	\$385,876.37
	HDC.1196	Stericycle	\$75,000.00	1/1/2019	12/31/2020	\$9,720.00
	750235	Washington Green Schools	\$200,000.00	7/1/2017	6/30/2022	\$37,937.50
	779706	Will Hornyak	\$20,000.00	10/1/2018	9/30/2020	\$342.94
<b>Sustainability &amp; Outreach Total:</b>						<b>\$667,869.71</b>
<b>Traffic Engineering / Operations</b>						
Transportation Programming	SCN00001311	DKS Associates	\$11,990.00	5/7/2020	12/31/2021	\$9,189.82
	SCN00001296	DKS Associates	\$199,940.00	4/28/2020	12/31/2021	\$144,000.35
	739686	DKS Associates	\$350,000.00	4/1/2017	12/31/2020	\$20,102.52
	SCN00001268	Kittelsohn & Associates	\$35,342.00	4/13/2020	12/31/2021	\$16,814.89
	SCN00001276	Kittelsohn & Associates	\$49,925.00	4/4/2020	12/31/2021	\$46,424.43
	SCN00001277	Kittelsohn & Associates	\$49,941.00	4/14/2020	12/31/2021	\$45,924.15
	SCN00001304	Kittelsohn & Associates	\$54,362.00	5/5/2020	12/31/2021	\$44,414.57
	739687	Kittelsohn & Associates	\$350,000.00	2/1/2017	12/31/2021	\$41,297.76
	SCN00001331	Shea, Carr, & Jewell, Inc (SCJ)	\$26,024.86	6/15/2020	12/31/2021	\$24,128.25
<b>Traffic Engineering / Operations Total:</b>						<b>\$392,296.74</b>
<b>Transportation Programming</b>						
Transportation Programming	SCN00001391	State of Washington DOT- Local	\$6,800.00	4/7/2020	4/7/2024	\$1,836.07
	SCN00001432	William C Wright	\$8,800.00	4/1/2020	12/31/2020	\$5,155.79
<b>Transportation Programming Total:</b>						<b>\$6,991.86</b>
<b>Total</b>						<b>\$4,486,792.98</b>



# Community Development Consultant Contract - All 2020 Payments

<b>DIVISION</b>	<b>CONSULTANT</b>	<b>Total Amount Paid Between 1/1/19 - 12/31/19</b>
Development & Engineering	HHPR	\$85,966.45
Development & Engineering	Wallis	\$80,642.29



proud past, promising future

CLARK COUNTY  
WASHINGTON

## DEPARTMENT OF COMMUNITY PLANNING

---

TO: Ahmad Qayoumi, Public Works Director  
Rob Klug, Transportation Division Manager

Cc: Lori Pearce, Administrative Services Manager III  
Michelle Schuster, Senior Financial Analyst

FROM: Oliver Orjiako, Community Planning Director *OO*  
Sonja Wisner, Program Assistant *SW*

DATE: December 1, 2019

SUBJECT: Public Works Interdepartmental Service Agreement for 2020

This agreement is to outline services delivered by the Community Planning Department to the Public Works Department Transportation Program. The interdepartmental service agreement is for the period of January 1, 2020 through December 31, 2020 and reflects estimated annual billings to Public Works in the amount of \$327,000 which Community Planning estimates to collect during 2020.

### Scope of Services

The scope of services to be performed under this MOU reflects the Community Planning Work Program for 2020, approved by the Clark County Council on 11/13/2019. The work program reflects projects and programs that are directly related to transportation planning along with staff allocated to assist with those projects. The project assignments, staffing, and allocations are reviewed during monthly meetings; or, as necessary.

The support Activities to Public Works includes resources spent responding to requests from Public Works not already identified as work program activities and will be considered by Community Planning when each request is made.

**Personnel Cost**

The following Community Planning employees provide support to Public Works. Personnel billings to Public Works include a direct costs of salaries and benefits based on the percentage below and an indirect costs of administrative overhead which is based on the county indirect allocation of XX.XX% on top of the direct cost

Oliver Orjiako	50%	1.0 FTE
Sonja Wiser	50%	1.0 FTE
Larisa Sidorov	50%	1.0 FTE
Colete Anderson	50%	1.0 FTE
<b>Total FTE's</b>	<b>2.0</b>	

**Services and Supply Cost**

All invoices for supplies, materials, and services will be split proportionately between the PW and CP coding at the time of invoice payment. The split will be based on the following attachments:

- Activity Numbers in Order by Transportation Split
- Activity Numbers in Order by Land Use Split
- Activity Numbers With Actual Split

The transportation related projects have been categorized by description and activity number. The total billing will be consistent with the actual work performed, not to exceed the submitted annual budget of \$327,000 which has been approved by the Clark County Council.

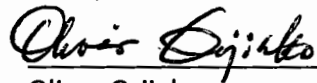
**Billing Method and Process**

This agreement will be billed on a monthly basis for salaries, benefits and overhead costs. As new projects are created, they will be added to the Activity No. List. Enclosed is a historical billing history showing expenses between Transportation and Land Use at approximately 50/50. Also enclosed is a listing of Land Use & Transportation costs going forward. These expenses will be closely monitored during 2020.

**Other**

This agreement is for inter-departmental use only and intended as a tool to coordinate transportation planning support to Public Works from Community Planning. This Interdepartmental Service Agreement is for calendar year 2020.

\_\_\_\_\_  
Ahmad Qayoumi  
Public Works Director



\_\_\_\_\_  
Oliver Orjiako  
Community Planning Director

\_\_\_\_\_  
Rob Klug  
Transportation Division Manager

  
\_\_\_\_\_  
Sonja Wisen  
Program Assistant

\_\_\_\_\_  
Lori Pearce  
Administrative Services Manager

***Enclosures:***

- 2020 Approved Community Planning Work program
- Activity Numbers in Order by Transportation Split
- Activity Numbers in Order by Land Use Split
- Activity Numbers With Actual Split
- Historical Billing Costs & Revenue from 2008 through 2018
- Land Use & Transportation Trend Going Forward

# 2020 Approved Work Plan

Each year, typically in late fall, Community Planning reviews the next year's work plan with the Clark County Council. The goal is to focus limited resources on the community's highest priorities, and to use those resources as efficiently as possible while creating the best chances for each effort to succeed. Planning projects are now located in two departments Community Planning and Public Works. The following tables provide a list of Land Use and Transportation ongoing planning projects, new projects, and deferred projects.

## Ongoing Programs/Commissions

	Name/Description	Estimated Completion	Mandatory	Notes
1	<u>Planning Commission (PC)</u> - The PC consists of seven Clark County residents who advise the council on legislative policy related to land use; such as the preparation and revision of the Clark County 20-year Comprehensive Growth Management Plan and local land use regulations. The PC meets bi-monthly.	Ongoing	Chapter 35.63 RCW	Joint Land Use & Transportaton
2	<u>Historic Preservation Commission (HPC)</u> - The HPC consists of seven members who identify, evaluate, and protect historic and prehistoric resources. The HPC maintains the Clark County Heritage Register, reviews proposed design changes to properties on the Heritage Register and the downtown Vancouver Heritage Overlay zone, and provides opportunities for public participation in historic preservation activities. The HPC provides oversight of the Clark County Historic Promotion Grant. The HPC meets monthly.	Ongoing	National Historic Preservation Act 1966 54 U.S.C. § 3001 RCW 27.34.200	
3	<u>Shoreline Master Program (SMP)</u> - The county implements the state Shoreline Management Act through the Shoreline Master Program. The SMP is a set of local land use policies and regulations that guide the use of unincorporated Clark County shorelines. Community Planning teams with Community Development and Public Works on SMP monitoring and implementation.	Ongoing	RCW 90.58.080(4) RCW 36.70A.480 WAC 173-26-090	
4	<u>Buildable Lands Program and Plan Monitoring</u> - The Review & Evaluation Program, commonly referred to as the Buildable Lands Program, has been part of the state Growth Management Act (GMA) since 1997. Local governments monitor development density annually to determine whether a county and its cities are achieving urban densities sufficient to meet state growth projections and identify measures to correct the gap between growth and development assumptions. An updated Buildable Lands Report is due to Commerce by June 30, 2021 three years prior to the 2024 Comprehensive Plan periodic update.	Ongoing	RCW 36.70A.215	



	Name/Description	Estimated Completion	Mandatory	Notes
5	<u>City, County, and Tribe Coordination</u> – The county working in collaboration with its cities and tribe, provide continuous regional planning coordination emphasized in the GMA. The group meets quarterly outside of the periodic update cycle.	Ongoing	RCW 36.70A.100	Joint Land Use & Transportaton
6	<u>School Advrsory Council (SAC)</u> - The Schools Advisory Council is spearheading a countywide conversation to develop a common understanding of local educational issues and recommend policy and legislative initiatives to foster excellent learning opportunities. The SAC meets bi-annually.	Ongoing		
7	<u>Commission on Aging (COA)</u> - The COA is a nine-member group tasked with managing the implementation of the 2012 Aging Readiness Plan. Its mission is to provide leadership and advocacy and increase community awareness and partnerships to move toward an age- friendly, livable community. The COA meets monthly and coordinates countywide issues with the county and its cities.	Ongoing		



## Land Use Projects

	Name/Description	Estimated Completion	Mandatory	Notes
1	<u>2016 Comprehensive Plan 2015-2035 Appeal</u> - Continous support to the Prosecuting Attorney's office, as needed.	Ongoing	RCW 36.70A.290	
2	<u>Buildable Lands Review and Evaluation Report</u> – On December 2018, Commerce provided an update or "guidelines" to the program. The county and its cities are identifying what's changed and will recommend to council modifications to the program in order to comply with the new regulations. Following this program update, the next updated Buildable Lands Report will be completed and submitted to Commerce by June 30, 2021 - three years prior to the 2024 Comprehensive Plan periodic update.	June 2021	RCW 36.70A.215 (E2SSB 5254)	
3	<u>Columbia River Gorge National Scenic Area Management Plan</u> - The Management Plan establishes the primary management direction for the Gorge. Every 10 years a technical review is completed by the Columbia River Gorge Commission. The CRGNSA Management Plan is anticipated to be updated by August 2020. The county will have 270 days to adopt new Clark County Code amendments.	February 2021	Columbia River Gorge National Scenic Area Act 16 U.S.C. § 544, Section 6(g)	
4	<u>Shoreline Master Program (SMP) Periodic Update</u> – The Shoreline Management Act requires a periodic review every 8 years to ensure that the SMP remains consistent with changes in laws and rules and is responsive to changed cicumstances. The county will need to remedy issues found in the review and submit to Ecology by June 30, 2020.	June 2020	RCW 90.58.080(4) RCW 36.70A.480 WAC 173-26-090	
5	<u>Coordinated Water System Plan (CWSP)</u> –The CWSP is a means by which the water service purveyors synchronize to the Comprehensive Plan growth targets and associated service boundaries. In addition, the CWSP is prepared to fulfill a number of regulatory requirements relating to the provision of water. The Public Water System Coordination Act, for example, requires a periodic review of the CWSP every 5 years. The CWSP is prepared by the Clark County Water Utility Coordination Committee and adopted by each jurisdiction.	February 2021	RCW 36.70A.070 RCW 90.54 RCW 70.116 WAC 173-527 WAC 173-528 WAC 173-590 WAC 248-56 WAC 246-293 SSB 6091	

	Name/Description	Estimated Completion	Mandatory	Notes
6	<u>Woodland UGA</u> – The City of Woodland requested an amendment to the countywide planning policies to allow for a Woodland UGA expansion into Clark County. This project is continued from 2019.	February 2021	Chapter 36.70A RCW	
7	<u>Cowlitz Tribe</u> - Recognition of the Cowlitz Tribe including comprehensive plan text, map and policy amendments. This project is continued from 2019.	February 2021	Chapter 36.70A RCW	
8	<p><u>Innovative Housing</u> – Continuation of innovative housing techniques to support a variety of housing types at different price points to support affordable housing and aging-in-place initiatives. This project will review recent legislation, review barriers and opportunities, and may include amending the Comprehensive Plan Housing Element, comprehensive plan and zoning maps, and Title 40.</p> <p>E2SHB 1923 – Parking limit senior/disabled/low-income  E2SSB 5254 – Analysis/measurements/housing element  ESSB 5383 – Allows tiny houses and villages in existing manufactured home parks. Building code by end of 2019.  HB1085 – Single-family detached minimum floor area  SHB 1377 – Density bonus for single-family and multi-family on property owned by qualifying religious organizations. The housing must be for low income households.  SHB 1798 – Short-term rentals  SHB 2538 – Impact fees on emergency housing  TSHB 2382 – State owned surplus land for housing – county may get land</p>	June 2021	RCW 36.70A.215 (E2SHB 1923) (E2SSB 5254) (ESSB 5383) (HB 1085) (SHB 1377) (SHB 1798) (SHB 2538) (TSHB 2382)	





## Land Use Work Plan Items

	Name/Description	Estimated Completion	Mandatory	Notes
1	<u>Annual Reviews</u> – Comprehensive plan site specific amendments. The items are considered on at least an annual basis consistent with RCW 36.70A.130. Anticipating 6-8 annual reviews.	February 2021	RCW36.70A.470(2)	Joint Land Use & Transportaton
2	<u>Docket Program Amendments</u> – Comprehensive plan or development regulation amendments. The items are “docketed” and considered on at least an annual basis consistent with RCW 36.70A.130.  <u>Docket Request</u> - Reach Community Development, Inc. is requesting council grant a “docket” amendment instead of following the annual review process to rezone three parcels (104600000, 104530040, 104530004) from NC to OR-22 to make affordable housing more available (see letter submitted 12/7/18).	February 2021	RCW 36.70A.470(2) CCC 40.560.030	Joint Land Use & Transportaton
3	<u>HEMP</u> – The Federal Agriculture Improvement Act of 2018 changed certain federal authorities relating to producing and marketing hemp. These changes include allowing hemp cultivation with certain regulations and removing hemp from the Federal Controlled Substances Act. Under ESSSB 5276, the state Dept. of Agriculture Industrial Hemp Harvest Inspection Program (IHRP) will transition from the Industrial Hemp Research Pilot Program to implementation of a commercial “Hemp” program. As such, hemp is considered an agricultural commodity. Title 40 amendments to clarify which zones, if any, hemp cultivation will be allowed as agricultural uses are allowed in all zones.	August 2020	RCW 69.50 RCW 15.120 (ESSSB 5276)	
4	<u>Title 40 Amendments</u> , as needed.	February 2021		This may be included in the bi-annual code amendments
5	<u>A Flood Insurance Rate Map (FIRM)</u> - FIRM is published by FEMA to show different degrees of risk which helps determine the cost of flood insurance. FEMA studies statistical data on river flow, storm tides, rainfall and topographic surveys to create the FIRM. Periodically, FEMA sends the county an updated FIRM. The county assists FEMA in notifying affected property owners and will have six months from the issuance of a FEMA letter of final determination to adopt the new FIRM.	2020	Emergency Management and Assistance 44 U.S.C. § 65	
6	<u>School District Six-Year CFP and associated School Impact Fees</u> : The following schools are scheduled to update their school CFP in 2020: Ridgefield, Vancouver, Camas, Washougal, Green Mountain, Battle Ground	February 2021	Title 40.620.030 RCW 36.70A.070 CCC 40.560.010(M)	



	Name/Description	Estimated Completion	Mandatory	Notes
7	Countywide Planning Policy (CWPP) – Amend the CWPPs to add a policy outlining the process to amend/add to the CWPPs.	February 2021	RCW 36.70A.210	



## Ongoing Transportation Programs/Commissions

	Name/Description	Estimated Duration	Mandatory	Notes
1	<u>Bicycle and Pedestrian Advisory Committee</u> – Transportation planners provide support to the Bicycle and Pedestrian Advisory Committee (BPAC) which implements the 2010 Bicycle and Pedestrian Plan. The BPAC advises the county and participating other government staff on matters involving bicycle and pedestrian transportation; providing policy recommendations to council.	Ongoing	RCW 36.70A.070	
2	<u>Developer Agreement (if necessary)</u> - This work plan item is a placeholder for any developer's agreements that may come forward in 2020. Development agreements would be processed according to the procedures required by CCC 40.550.030 (if adopted in 2019).	Ongoing	CCC 40.550.030	
3	<u>Arterial Atlas</u> – A supporting document to the Comprehensive Plan that guides roadway system development to fulfill the objectives of the plan and provide regional circulation.	Ongoing	RCW 36.70A.070	
4	<u>Capital Facilities Plan (CFP)</u> – Clark County's transportation CFP serves as a 20-year transportation plan that identifies the capital projects needed to serve the forecasted population and economic development. The projects identified in the CFP address existing capital deficiencies, maintain existing capacity, are necessary for development, enhance the quality of life in the community, or meet other needs. The CFP is directly linked to the Traffic Impact Fee (TIF) Program. Any amendments made to the CFP would be reflected in revised TIF rates.	Ongoing	RCW 36.70A.070	
5	<u>Circulation Plans</u> – A detailed plan for multi-modal; pedestrian, bicycle and vehicular movement in a defined planning area. The circulation plan establishes a comprehensive approach to transportation planning.	Ongoing		
6	<u>Neighborhood Plans</u> – Similar to a circulation plan, a neighborhood circulation plan provides a localized smaller area; evaluating the local streets and connectivity to services and commerce.	Ongoing		
7	<u>Traffic Impact Fees Program</u>	Ongoing		



## Transportation Work Plan Items

	Name/Description	Estimated Completion	Mandatory	Notes
1	<p><u>Transportation System Plan (TSP)</u> - Develop a TSP to implement the Community Framework Plan and Comprehensive Plan transportation policies. The TSP will provide a framework to guide transportation investments over the next 20 years or more in accordance with county policies. It will be developed through a robust, equitable, and collaborative process with stakeholders and the community. The goal of the TSP is to help improve safety, mobility, and quality of life for residents and businesses. It will include both short- and long-range strategies with specific program, policy, and project recommendations to create an integrated multimodal transportation system that facilitates the safe and efficient movement of people and goods, accommodates anticipated growth, and is environmentally and fiscally sustainable.</p>	December 2022		
2	<p><u>Road Standards to include Roundabouts</u> - Develop new street classification and intersection designs in the County Road Standards. Designate street corridors to apply the new classification in the Arterial Atlas. Possibly a multi-year effort.</p>	February 2021		
3	<p><u>Capital Project System Scoping</u> - Public Works would like to scope the projects in the 20-year CFP to determine a more accurate cost assignment and project locations. As transportation projects advance in priority from the 20-year plan to the 6-year TIP, Public Works would like to refine the cost estimates before submitting projects for grant applications. If the scoping determines that costs or project location adjustments are needed, the CFP must be amended to reflect the adjustments.</p>	February 2021		
4	<p><u>Clark County Comprehensive Parks, Recreation, and Open Space Plan Update</u> – Public Works Parks staff is tasked with completing the park plan update. The Parks Advisory Board has recently formed a subcommittee to evaluate park standards and implementing Park Impact Fee credits. This work will be incorporated into the update. Once the plan is completed, it follows the Type IV adoption process for council approval.</p>	February 2021		



## Deferred Projects

	Name/Description	Estimated Duration	Mandatory	Notes
1	<u>County Agricultural Economic Assessment</u> – In February 2018, council placed this project on hold. Planning was originally tasked with assisting the County Manager’s office to analyze agricultural economic issues.			On HOLD
2	<u>Freight Rail Dependent Use Overlay</u> – In September 2018, council placed this project on hold. Title 40 amendments can occur at any time. Map and policy amendments can only be amended on the annual cycle. Amendments to the Arterial Atlas may also be required.			On HOLD  Joint Land Use & Transportaton
3	<u>Capital Facility Financial Plan</u> - Amend the Comprehensive Plan Chapter 6, Exhibit E and G to reflect the funding needs identified by the Correction Facility Advisory Commission.			On HOLD



**Exhibit 1  
Transportation Share  
of 100%**

<b>Activity #</b>	<b>TRANSPORTATION SHARE</b>	<b>100%</b>
A0011299	Road Standards Update	100%
A0088111	Urban Holding	100%
A0018112	Circulation Planning Support	100%
A0018149	Highway 99 Implementation	100%
A0018175	Pavement Preservation Program	100%
A0018176	Tif Program Update-Prj Mgmnt	100%
A0018177	Tif Prog Update-Technical Work	100%
A0018182	Transportation Misc	100%
A0018221	2014 Detection and Conduit for Traffic Signals	100%
A0088110	Traffic Impact Fee Update	100%
A0088113	Metropolitan Transportation Plan Coordination	100%
A0088138	Bicycle and Pedestrian Plan	100%
A0088178	Transportation Model Mangmnt	100%
A0088182	Service Support Activities PW	100%
A0088183	On Call To Public Works	100%
A0088203	Bicycle Advisory Committee	100%
A0088218	PW-Contract-Assist	100%
A0088228	Fifth Plain Creek	100%
A0181125	Traffic Impact Fees	100%

**Exhibit 2  
Land Use Split - 100%**

<b>Activity #</b>	<b>BY ACTIVITY # - Project/Program Name</b>	<b>Land Use Shar</b>
A0018102	Bi-Annual Code Changes	100%
A0018103	Policy & Procedure Changes	100%
A0018111	SMP Update	100%
A0018138	Historic Res Survey/Inv	100%
A0018138	Historic Preservation Comm	100%
A0018140	School Advisory Board	100%
A0018141	Impact Fees-Schools	100%
A0018157	AG Task Force	100%
A0018174	Gorge Scenic Area	100%
A0018186	Yacolt Development Code	100%
A0018188	Poor Farm Preservation Plan	100%
A0018199	Public Benefit Rating System	100%
A0088175	Shoreline Master Plan	100%
A0088204	Surface Mining Overlay	100%
A0088217	Historic Preservation - CLG Grant	100%
A0088223	Historic-Administrative	100%
A0088224	Shoreline Master Program Amendments	100%
A0088225	Industrial Land Bank	100%
A0088226	Parks Plan	100%
A0088231	Historic App Grant-2015	100%
	H://Administrative/Work Order-Reporting Categories	

**Exhibit 3**  
**Land Use and Transportation**  
**Actuals**

<b>Activity #</b>	<b>BY ACTIVITY # - Project/Program Name</b>	<b>Land Use Shar</b>	<b>Trans Shar</b>
A0012220	Public Disclosure Request Work	Actual	Actual
A0014010	Vacant Buildable Lands Model-2018/2019	Actual	Actual
A0018101	Training/Conferences/Seminars	Actual	Actual
A0018102	Bi-Annual Code Changes	Actual	Actual
A0018103	Policy & Procedure Changes	Actual	Actual
A0018104	Planning Commission Admin	Actual	Actual
A0018105	Administration	Actual	Actual
A0018106	Non-Project Customer Service	Actual	Actual
A0018109	2016 Comp Plan Appeal	Actual	Actual
A0018110	2016 Comp Plan Implementation	Actual	Actual
A0018114	Annual Reviews-Applications	Actual	Actual
A0018116	Framework Plan	Actual	Actual
A0088221	Aging-Commission on Aging	Actual	Actual
A0018129	Comp Plan Amendments-Docket	Actual	Actual
A0018139	Housing Work Group	Actual	Actual
A0018140	School Advisory Board	Actual	Actual
A0018145	Economic Development	Actual	Actual
A0018148	Loc Govrnmnt Assistance-Others	Actual	Actual
A0018171	Other Special Projects (Bocc)	Actual	Actual
A0018187	Rail Dependent Uses	Actual	Actual
A0020123	Comm Plan-Zoning Cust # 20572	Actual	Actual
A0088066	Annual Buildable Lands Report	Actual	Actual
A0088096	Biannual Code Amendments	Actual	Actual
A0088204	Surface Mining Overlay	Actual	Actual
A0088223	Historic-Administrative	Actual	Actual
A0088226	Parks Plan	Actual	Actual
A0088227	Admin-Records	Actual	Actual
A018113	Transportation Administration	Actual	Actual
A018171	Special Projects-Bocc	Actual	Actual
A020135	GMA Superior Court Decision	Actual	Actual
A0270019	0602 Plan - City/County Code Consist	Actual	Actual
	H://Administrative/Work Order-Reporting Categories		



Yr	Q1-LU	Q1-Transp	Q1-Total	Q2-LU	Q2-Transp	Q2-Total	Q3-LU	Q3-Transp	Q3-Total	Q4-LU	Q4-Transp	Q4-Total	Total Annual Charges	Biannual Expenses
2008	40,507.71	53,886.03	94,393.74	38,997.03	61,392.10	100,389.13	22,067.96	132,982.99	155,050.95	27,344.69	117,903.28	145,247.97	495,081.79	
2009	94,229.33	85,548.00	179,777.33	111,371.59	103,413.91	214,785.50	87,204.29	92,079.05	179,283.34	86,809.20	113,660.07	200,469.27	774,315.44	
2010	78,525.24	74,328.65	152,853.89	79,621.42	78,499.89	158,121.31	68,309.18	71,907.72	140,216.90	63,278.07	78,156.74	141,434.81	592,626.91	
2011	66,781.74	54,701.00	121,482.74	58,489.19	68,812.33	127,301.52	55,801.01	65,325.24	121,126.25	53,070.92	57,124.76	110,195.68	480,106.19	
2012	70,774.66	73,823.13	144,597.79	59,340.92	76,800.38	136,141.30	71,939.87	77,709.58	149,649.45	75,602.72	69,554.00	145,156.72	575,545.26	
2013	64,789.79	71,847.26	136,637.05	68,853.22	68,701.21	137,554.43	62,519.27	55,738.31	118,257.58	87,089.28	70,100.06	157,189.34	549,638.40	
2014	95,724.23	64,654.72	160,378.95	102,824.76	63,623.07	166,447.83	96,611.96	87,187.40	183,799.36	97,706.71	123,668.40	221,375.11	732,001.25	
2015	95,700.60	71,881.95	167,582.55	85,150.83	130,306.77	215,457.60	87,748.15	80,689.02	168,437.17	115,839.18	84,446.45	200,285.63	751,762.95	
2016	127,116.57	76,295.51	203,412.08	149,412.26	75,888.19	225,300.45	98,983.91	80,761.98	179,745.89	98,262.23	80,215.86	178,478.09	786,936.51	1,538,699.46
2017	119,594.52	95,293.08	214,887.60	122,422.79	81,448.98	203,871.77	118,299.58	84,669.59	202,969.17	110,087.88	93,177.57	203,265.45	824,993.99	
2018	100,809.33	88,260.75	189,070.08	115,453.79	95,078.19	210,531.98	116,264.82	116,023.98	232,288.80	101,835.19	96,388.84	198,224.03	830,114.89	1,655,108.88
2019														
2020														

**MONTHLY BILLINGS - REVENUE THAT COMMUNITY PLANNING RECEIVES BACK**

2017	Jan	Feb	Mar	Apr	May	June	July	August	September	October	November	December	Totals	%
Land Use	38,375.48	39,841.67	41,377.37	38,896.86	42,350.32	41,175.61	39,720.53	37,495.97	41,083.08	46,920.38	39,067.35	24,100.15	470,404.77	57%
Transp	28,867.43	27,748.91	38,676.74	28,989.57	25,576.59	26,882.82	26,662.73	29,458.44	28,548.42	38,633.26	32,879.20	21,665.11	354,589.22	43%
<b>Total</b>	<b>67,242.91</b>	<b>67,590.58</b>	<b>80,054.11</b>	<b>67,886.43</b>	<b>67,926.91</b>	<b>68,058.43</b>	<b>66,383.26</b>	<b>66,954.41</b>	<b>69,631.50</b>	<b>85,553.64</b>	<b>71,946.55</b>	<b>45,765.26</b>	<b>824,993.99</b>	<b>100%</b>

Qtr 1	214,887.60	Qtr 2	203,871.77	Qtr 3	202,969.17	Qtr 4	203,265.45
-------	------------	-------	------------	-------	------------	-------	------------

2018	Jan	Feb	Mar	Apr	May	June	July	August	September	October	November	December	Totals	%
Land Use	32,375.53	32,979.39	35,454.41	36,539.71	41,802.60	37,111.48	39,986.35	45,621.63	30,656.84	31,723.73	37,786.95	32,324.51	434,363.13	52%
Transp	31,050.95	25,835.54	31,374.26	28,662.97	36,031.59	30,383.63	31,567.99	45,859.22	38,596.77	33,737.85	37,769.62	24,881.37	395,751.76	48%
<b>Total</b>	<b>63,426.48</b>	<b>58,814.93</b>	<b>66,828.67</b>	<b>65,202.68</b>	<b>77,834.19</b>	<b>67,495.11</b>	<b>71,554.34</b>	<b>91,480.85</b>	<b>69,253.61</b>	<b>65,461.58</b>	<b>75,556.57</b>	<b>57,205.88</b>	<b>830,114.89</b>	<b>100%</b>

LAND USE/TRANS. COSTS BY DATE

Description			LU Paid	Trans Paid	MOU Split	LU % Actual	Trans % Actual	TOTAL
<b>June 2019</b>								
06/25/2019	Code Publishing	County Code Update: Ordinance 2019-05-07 (Comp Plan Amendments)	2,601.77	2,602.77	50/50	0.50%	0.50%	5,204.54
<b>July 2019</b>								
07/26/2019	The Reflector	Public Notice: Comp Plan & Zoning Amendments - Annual Review Apps	222.08	0.00	50/50	1.00%	0.00%	222.08
<b>August 2019</b>								
08/13/2019	The Reflector	Legal Ad: DNS Complete Streets		68.78	50/50	0.00%	1.00%	68.78
08/19/2019	The Reflector	Legal Ad: 2020-2025 TIP		101.35	50/50	0.00%	1.00%	101.35
08/26/2019	Build Small Live Large	Conference Registration: Jenna Kay	200.00		50/50	1.00%	0.00%	200.00
08/26/2019	Build Small Live Large	Conference Registration: Jose Alvarez	275.00		50/50	1.00%	0.00%	275.00
08/26/2019	Build Small Live Large	Conference Registration: Jacqui Kamp	275.00		50/50	1.00%	0.00%	275.00
08/26/2019	Build Small Live Large	Conference Registration: Jenna Kay	275.00		50/50	1.00%	0.00%	275.00
08/27/2019	J2 BluePrint	Bike Map		32.52	50/50	0.00%	1.00%	32.52
08/27/2019	J2 BluePrint	NE 152nd Avenue/Council Poster	89.43		50/50	1.00%	0.00%	89.43
08/30/2019	J2 BluePrint	Arterial Atlas/PC Posters		32.52	50/50	0.00%	1.00%	32.52
08/30/2019	The Reflector	Legal Ad: CFP & Traffic Impact Fees		81.79	50/50	0.00%	1.00%	81.79
<b>September 2019</b>								
09/02/2019	The Columbian	Notice of DNS: Complete Streets & Public Hearing Notice: Annual Reviews & Dockets	181.90	32.30	50/50	0.85%	0.15%	214.20
09/02/2019	Rider & Associates	Transcription of Groth, 25th Ave., Neighborhood Pet & DA Procedures	1,096.00	365.00	50/50	1.00%	0.00%	1,461.00
09/03/2019	The Columbian	Public Hrg Notice - 2020-2025 TIP	0.00	91.80	50/50	0.00%	1.00%	91.80
09/03/2019	The Columbian	Public Notice: Comp Plan & Zoning Amendments - Annual Review Apps	153.00	0.00	50/50	0.50%	0.00%	153.00
09/03/2019	J2 BluePrint	Council Hearing Binder for 9/17/2019 on Annual Reviews - NE 15nd Ave; Riverview Asset; Groth; 25th Ave Subdivision; Neighborhood Pet Clinic	2,665.48		50/50	1.00%	0.00%	2,665.48
09/04/2019	The Columbian	Notice of Public Hearings & DNS: Historic Preservation (100%-LU); Complete Streets & Arterial Atlas	263.50	91.80	OK			355.30
09/04/2019	The Reflector	Legal Ad: Complete Streets		108.77	50/50	0.00%	1.00%	108.77

Description			LU Paid	Trans Paid	MOU Split	LU % Actual	Trans % Actual	TOTAL
<b>September 2019</b>								
09/04/2019	The Reflector	Legal Ad: Arterial Atlas & Appendix F		102.32	50/50	0.00%	1.00%	102.32
09/05/2019	Foode	Food for PC Work Session of 9/5/2019	20.57	0.00	50/50	1.00%	0.00%	20.57
09/05/2019	Foode	Food for PC Work Session of 9/5/2019	96.43	96.43	50/50	0.50%	0.50%	192.86
09/05/2019	Rider & Associates	Transcription of I-5/NE 179th St., Holt Homes, Hinton, Wollam Dev. Agreements		1,284.00	50/50	0.00%	1.00%	1,284.00
09/06/2019	The Columbian	Notice of DNS: CFP & Traffic Impace Fees	0.00	74.80	50/50	0.00%	1.00%	74.80
09/06/2019	Signs & More	Name Tags for PC Hearings	32.04	32.04	50/50	0.50%	0.50%	64.09
09/10/2019	The Reflector	PC Hrg of 10/08/2019, CFP Amendments & TIF & Uh Overlay	0.00	99.25	50/50	0.00%	1.00%	99.25
09/12/2019	The Reflector	PC Hrg of 10/03/2019: Complete Streets	0.00	87.75	50/50	0.00%	1.00%	87.75
09/12/2019	J2 BluePrint	Hearing Poster: Arterial Atlas		34.15	50/50	0.00%	1.00%	34.15
09/15/2019	The Columbian	Six-Month Renewal	219.00	0.00	50/50	1.00%	0.00%	219.00
09/16/2019	Rider & Associates	Transcription of School CFP's, Shoreline Master Program PPP & Unified Dev. Code Amendments (Shoreline Portion is 0%)	1,072.50	0.00	50/50	1.00%	0.00%	1,072.50
09/17/2019	Rider & Associates	Council Hrg Transcription of 9/17/2019	930.00	0.00	50/50	1.00%	0.00%	930.00
09/18/2019	The Reflector	PC Hrg of 10/03/2019: Arterial Atlas & Appendix F	0.00	86.25	50/50	0.00%	1.00%	86.25
09/18/2019	The Columbian	Mtg Notice: Shoreline (100%-LU) & Public Hrg Notice: CFP Amendments & TIF	35.70	112.20				147.90
09/19/2019	J2 BluePrint	Council Hrg Poster - UH Removal	0.00	45.53	50/50	0.00%	1.00%	45.53
09/19/2019	Karl Johnson	PC WS of 9/19/2019: CFP & TIF Update & UH Removal	25.00	25.00	50/50	0.50%	0.50%	50.00
09/19/2019	Ron Barca	PC WS of 9/19/2019: CFP & TIF Update & UH Removal	25.00	25.00	50/50	0.50%	0.50%	50.00
09/19/2019	Foode	Food for PC Work Session of 9/19/2019	69.16	69.16	50/50	0.50%	0.50%	138.32
09/25/2019	J2 BluePrint	Poster for 10/17/019 PC Hrg Whipple Creek	22.77	0.00	50/50	1.00%	0.00%	22.77
<b>October 2019</b>								
10/02/2019	The Reflector	Public Hrg Notice, Whipple Creek	112.10	0.00	50/50	1.00%	0.00%	112.10
10/02/2019	The Reflector	Notice of DNS, Whipple Creek	67.71	0.00	50/50	1.00%	0.00%	67.71
10/02/2019	The Columbian	Public Hrg Notice: CPZ2019-0008 - Whipple Creek Annual Review	96.90	0.00	50/50	1.00%	0.00%	96.90
10/02/2019	The Columbian	Notice of DNS: CPZ2019-00008 Whipple Creek Annual Review	59.50	0.00	50/50	1.00%	0.00%	59.50
10/02/2019	The Columbian	Public Hrg Notice: Title 40 - RILB	122.40		50/50	1.00%	0.00%	122.40
10/02/2019	The Columbian	Notice of DNS: Title 40, Gorge Scenic Area Code Update	68.00		100%-LU	1.00%	0.00%	68.00
10/02/2019	The Columbian	Public Hrg Notice: Title 40, Gorge Scenic Area Code Update	108.80		100%-LU	1.00%	0.00%	108.80

Description			LU Paid	Trans Paid	MOU Split	LU % Actual	Trans % Actual	TOTAL
<b>October 2019</b>								
10/02/2019	The Columbian	Notice of DNS: CPZ2019-00032 - GMA Compliance RILB	62.90		50/50	1.00%	0.00%	62.90
10/03/2019	APA	Membership Dues for Sharon Lumbantobing	352.00	0.00	50/50	1.00%	0.00%	352.00
10/03/2019	Rider & Associates	Transcription of PC Hrg of 10/3/2019: 2025 TIP, Complete Streets, Arterial Atlas & Historic Preservation	126.00	378.00	50/50	0.25%	0.75%	504.00
10/03/2019	Karl Johnson	PC Stipend for 10/3/2019: WS: Whipple Creek & GMA Compliance. Hrg Items: 2020-2025 TIP, Complete Streets, Arterial Atlas & Appendix F & Historic Preservation	50.00	50.00	50/50	0.50%	0.50%	100.00
10/03/2019	Matt Swindell	PC Stipend for 10/3/2019: WS: Whipple Creek & GMA Compliance. Hrg Items: 2020-2025 TIP, Complete Streets, Arterial Atlas & Appendix F & Historic Preservation	50.00	50.00	50/50	0.50%	0.50%	100.00
10/03/2019	Rick Torres	PC Stipend for 10/3/2019: WS: Whipple Creek & GMA Compliance. Hrg Items: 2020-2025 TIP, Complete Streets, Arterial Atlas & Appendix F & Historic Preservation	50.00	50.00	50/50	0.50%	0.50%	100.00
10/03/2019	Ron Barca	PC Stipend for 10/3/2019: WS: Whipple Creek & GMA Compliance. Hrg Items: 2020-2025 TIP, Complete Streets, Arterial Atlas & Appendix F & Historic Preservation	50.00	50.00	50/50	0.50%	0.50%	100.00
10/03/2019	Steve Morasch	PC Stipend for 10/3/2019: WS: Whipple Creek & GMA Compliance. Hrg Items: 2020-2025 TIP, Complete Streets, Arterial Atlas & Appendix F & Historic Preservation	50.00	50.00	50/50	0.50%	0.50%	100.00
10/04/2019	Rider & Associates	Transcription of Council Hrg of 10/4/2019 - DA M&H and Hinton	234.00	0.00	50/50	1.00%	0.00%	234.00
10/08/2019	Rider & Associates	Transcription of PC Hrg of 10/3/2019, Complete Streets, Arterial Atlas & Historic Preservation	120.00	384.00	50/50	0.24%	0.76%	504.00
10/08/2019	Rick Torres	PC Hrg of 10/8/2019: UH Removal & CFP Amendments & TIF	0.00	50.00	50/50	0.00%	1.00%	50.00
10/08/2019	Matt Swindell	PC Hrg of 10/8/2019: UH Removal & CFP Amendments & TIF	0.00	50.00	50/50	0.00%	1.00%	50.00
10/08/2019	Ron Barca	PC Hrg of 10/8/2019: UH Removal & CFP Amendments & TIF	0.00	50.00	50/50	0.00%	1.00%	50.00
10/08/2019	Karl Johnson	PC Hrg of 10/8/2019: UH Removal & CFP Amendments & TIF	0.00	50.00	50/50	0.00%	1.00%	50.00
10/08/2019	Bryan Halbert	PC Hrg of 10/8/2019: UH Removal & CFP Amendments & TIF	0.00	50.00	50/50	0.00%	1.00%	50.00
10/12/2019	Post Record	One-Year Subscription to Post Record	33.00	32.00	50/50	0.50%	0.50%	65.00

Description			LU Paid	Trans Paid	MOU Split	LU % Actual	Trans % Actual	TOTAL
<b>October 2019</b>								
10/16/2019	J2 BluePrint	Poster for NE 16th Ave, Arterial Atlas	0.00	34.15	50/50	0.00%	1.00%	34.15
10/17/2019	Rider & Associates	Transcription of PC Hrg of 10/17/19: RILB & CRGNSA	372.00	372.00	50/50	0.50%	0.50%	774.00
10/17/2019	Bryan Halbert	PC WS & Hrg of 10/17/2019: Shorelines, RILB & Gorge	75.00	25.00	50/50	0.75%	0.25%	100.00
10/18/2019	Karl Johnson	PC WS & Hrg of 10/17/2019: Shorelines, RILB & Gorge	75.00	25.00	ok	0.75%	0.25%	100.00
10/19/2019	Steve Morasch	PC WS & Hrg of 10/17/2019: Shorelines, RILB & Gorge	75.00	25.00	ok	0.75%	0.25%	100.00
10/20/2019	Ron Barca	PC WS & Hrg of 10/17/2019: Shorelines, RILB & Gorge	75.00	25.00	ok	0.75%	0.25%	100.00
10/21/2019	Matt Swindell	PC WS & Hrg of 10/17/2019: Shorelines, RILB & Gorge	75.00	25.00	ok	0.75%	0.25%	100.00
10/22/2019	Rider & Associates	Transcription of PC Hrg of 10/8/19, TIF & UH Removal	0.00	1,018.50	50/50	0.00%	1.00%	1,018.50
10/22/2019	Rick Torres	PC WS & Hrg of 10/17/2019: Shorelines, RILB & Gorge	75.00	25.00	ok	0.75%	0.25%	100.00
10/28/2019	The Columbian	Legal Ads for: RILB, UH Overlay & CFP	62.90	62.90	50/50	0.50%	0.50%	125.80
<b>November 2019</b>								
11/13/2019	Inro	Emme Software Maintenance Agreement	0.00	2,100.00	50/50	0.00%	1.00%	2,100.00
			<b>13,544.54</b>	<b>10,814.83</b>				<b>24,389.38</b>
			<b>0.56%</b>	<b>0.44%</b>				

***View Internal Service Delivery***

**Total Extended Amo** 14,115.55

**Internal Service Deli** Internal Service  
Delivery: ISD001752

**Status** In Progress

**Document Number** ISD001752

***Document Information***

**Company** Clark County

**Internal Service Pro** Community Planning

**Currency** USD

**Document Date** 2/18/2020

**Delivery Date** 2/18/2020

**Intercompany** No

**Memo** Transportation Costs  
for January, 2020 for  
Oliver Orjiako, Colete  
Anderson, Sonja Wiser  
& Larisa Sidorov

***Revenue Information***

**Cost Center** CC194 Transportation  
Planning

**Fund** 0001 General Fund

**BASUB** B3458900 Other  
Planning and

**Additional Worktags**

***Lines***

<b>Line</b>	<b>Item Description</b>	<b>Revenue Category</b>	<b>Unit Cost</b>	<b>Delivery Date</b>	<b>Cost Center and Fund</b>	<b>Additional Worktags</b>
-------------	-------------------------	-------------------------	------------------	----------------------	---------------------------------	--------------------------------

Internal Service Delivery: ISD001752 - Line 1	Salaries for January, 2020 for Oliver Orjiako, Colete Anderson., Sonja Wiser & Larisa Sidorov	R0301 Planning/Development For Public Works	12,462.96	2/18/2020	CC231 Transportation - Administration 1012 County Roads	BASUB: B5431000 Management - Road/Street General Administration and Overhead  Program: PG0636 Long- range Transportation Planning
Internal Service Delivery: ISD001752 - Line 2	Overhead Costs at 13.26%	R0301 Planning/Development For Public Works	1,652.59	2/18/2020	CC231 Transportation - Administration 1012 County Roads	BASUB: B5431000 Management - Road/Street General Administration and Overhead  Program: PG0636 Long- range Transportation Planning

**View Internal Service Delivery****Total Extended Amount** 14,115.55**Internal Service Delivery** Internal Service Delivery:  
ISD001752**Status** In Progress**Document Number** ISD001752**Document Information****Company** Clark County**Internal Service Provider** Community Planning**Currency** USD**Document Date** 2/18/2020**Delivery Date** 2/18/2020**Intercompany** No**Memo** Transportation Costs for  
January, 2020 for Oliver  
Orjiako, Colete Anderson,  
Sonja Wiser & Larisa  
Sidorov**Revenue Information****Cost Center** CC194 Transportation  
Planning**Fund** 0001 General Fund**BASUB** B3458900 Other Planning  
and Development Services**Additional Worktags****Process History**

<b>Process</b>	<b>Step</b>	<b>Status</b>	<b>Completed On</b>	<b>Person</b>
Internal Service Delivery Event	Internal Service Delivery Event	Step Completed	2/18/2020 13:42	Sonja Wiser
Internal Service Delivery Event	Approval by Grant Manager (All)	Not Required		
Internal Service Delivery Event	Review Internal Service Delivery	Awaiting Action		Rob Klug (Cost Center Manager)
Internal Service Delivery Event	Review Internal Service Delivery	Awaiting Action		Colete Anderson (Cost Center Manager)



## Community Planning Revenue Expense Detail related to Transportation Planning - 2020

Accounting Date	Program	Spend Category	Supplier, Customer or Employee	Memo	Net Amount
1/3/2020	PG0636 Long-range Transportation Planning	S0107 Legal Publications	Columbian Publishing Co, The		107.10
1/15/2020	PG0636 Long-range Transportation Planning	S0001 Salaries	Gary Albrecht		123.84
1/15/2020	PG0636 Long-range Transportation Planning	S0001 Salaries	Gary Albrecht	Accounting Journal for Employee: 200194	3.18
1/15/2020	PG0636 Long-range Transportation Planning	S0001 Salaries	Gary Albrecht	Accounting Journal for Employee: 200194	12.70
1/15/2020	PG0636 Long-range Transportation Planning	S0005 PERS 2 / 3	Gary Albrecht		15.60
1/15/2020	PG0636 Long-range Transportation Planning	S0005 PERS 2 / 3	Gary Albrecht	Accounting Journal for Employee: 200194	(15.60)
1/15/2020	PG0636 Long-range Transportation Planning	S0005 PERS 2 / 3	Gary Albrecht	Accounting Journal for Employee: 200194	17.97
1/15/2020	PG0636 Long-range Transportation Planning	S0018 Flexible Spending/Administration Charge	Gary Albrecht		0.13
1/15/2020	PG0636 Long-range Transportation Planning	S0018 Flexible Spending/Administration Charge	Gary Albrecht	Accounting Journal for Employee: 200194	0.15
1/15/2020	PG0636 Long-range Transportation Planning	S0018 Flexible Spending/Administration Charge	Gary Albrecht	Accounting Journal for Employee: 200194	(0.13)
1/15/2020	PG0636 Long-range Transportation Planning	S0009 Employer Taxes (SS/MED/SUI/WAPFL)	Gary Albrecht		9.29
1/15/2020	PG0636 Long-range Transportation Planning	S0009 Employer Taxes (SS/MED/SUI/WAPFL)	Gary Albrecht	Accounting Journal for Employee: 200194	(0.18)
1/15/2020	PG0636 Long-range Transportation Planning	S0009 Employer Taxes (SS/MED/SUI/WAPFL)	Gary Albrecht	Accounting Journal for Employee: 200194	10.70
1/15/2020	PG0636 Long-range Transportation Planning	S0009 Employer Taxes (SS/MED/SUI/WAPFL)	Gary Albrecht	Accounting Journal for Employee: 200194	(1.73)
1/15/2020	PG0636 Long-range Transportation Planning	S0009 Employer Taxes (SS/MED/SUI/WAPFL)	Gary Albrecht	Accounting Journal for Employee: 200194	(7.38)
1/15/2020	PG0636 Long-range Transportation Planning	S0012 EAP premium	Gary Albrecht		0.08
1/15/2020	PG0636 Long-range Transportation Planning	S0012 EAP premium	Gary Albrecht	Accounting Journal for Employee: 200194	0.09

1/15/2020	PG0636 Long-range Transportation Planning	S0012 EAP premium	Gary Albrecht	Accounting Journal for Employee: 200194	(0.08)
1/15/2020	PG0636 Long-range Transportation Planning	S0014 Industrial Insurance	Gary Albrecht		1.17
1/15/2020	PG0636 Long-range Transportation Planning	S0014 Industrial Insurance	Gary Albrecht	Accounting Journal for Employee: 200194	1.35
1/15/2020	PG0636 Long-range Transportation Planning	S0014 Industrial Insurance	Gary Albrecht	Accounting Journal for Employee: 200194	(1.17)
1/15/2020	PG0636 Long-range Transportation Planning	S0017 Life Insurance	Gary Albrecht		0.09
1/15/2020	PG0636 Long-range Transportation Planning	S0017 Life Insurance	Gary Albrecht	Accounting Journal for Employee: 200194	(0.09)
1/15/2020	PG0636 Long-range Transportation Planning	S0017 Life Insurance	Gary Albrecht	Accounting Journal for Employee: 200194	0.10
1/15/2020	PG0636 Long-range Transportation Planning	S0357 General Liability Insurance Premiums	Gary Albrecht		5.41
1/15/2020	PG0636 Long-range Transportation Planning	S0357 General Liability Insurance Premiums	Gary Albrecht	Accounting Journal for Employee: 200194	6.23
1/15/2020	PG0636 Long-range Transportation Planning	S0357 General Liability Insurance Premiums	Gary Albrecht	Accounting Journal for Employee: 200194	(5.41)
1/15/2020	PG0636 Long-range Transportation Planning	S0019 Disability Insurance	Gary Albrecht		0.87
1/15/2020	PG0636 Long-range Transportation Planning	S0019 Disability Insurance	Gary Albrecht	Accounting Journal for Employee: 200194	(0.87)
1/15/2020	PG0636 Long-range Transportation Planning	S0019 Disability Insurance	Gary Albrecht	Accounting Journal for Employee: 200194	1.00
1/21/2020	PG0636 Long-range Transportation Planning	S0110 Rent - Copiers		Jan 2020 - Konica On- Site Maintenance	39.29
1/23/2020	PG0636 Long-range Transportation Planning	S0040 Computer Supplies	Office Depot Inc		33.78
1/24/2020	PG0636 Long-range Transportation Planning	S0087 Printing Services	J2 Blue Print Supply Co		22.77
1/24/2020	PG0636 Long-range Transportation Planning	S0087 Printing Services	J2 Blue Print Supply Co		34.15
2/1/2020	PG0636 Long-range Transportation Planning	S0107 Legal Publications	Columbian Publishing Co, The		69.70
2/1/2020	PG0636 Long-range Transportation Planning	S0107 Legal Publications	Columbian Publishing Co, The		100.30

2/18/2020	PG0636 Long-range Transportation Planning	S0091 Other Professional Services		Transportation Costs for January, 2020 for Oliver Orjiako, Colete Anderson, Sonja Wisser & Larisa Sidorov	12,462.96
2/18/2020	PG0636 Long-range Transportation Planning	S0091 Other Professional Services		Transportation Costs for January, 2020 for Oliver Orjiako, Colete Anderson, Sonja Wisser & Larisa Sidorov	1,652.59
3/1/2020	PG0636 Long-range Transportation Planning	S0081 Professional or Contracted Services	Rider & Associates Inc		432.00
3/1/2020	PG0636 Long-range Transportation Planning	S0107 Legal Publications	The Reflector		72.25
3/15/2020	PG0636 Long-range Transportation Planning	S0001 Salaries	Matt Hermen		238.32
3/15/2020	PG0636 Long-range Transportation Planning	S0005 PERS 2 / 3	Matt Hermen		30.65
3/15/2020	PG0636 Long-range Transportation Planning	S0009 Employer Taxes (SS/MED/SUI/WAPFL)	Matt Hermen		17.95
3/15/2020	PG0636 Long-range Transportation Planning	S0012 EAP premium	Matt Hermen		0.17
3/15/2020	PG0636 Long-range Transportation Planning	S0013 Medical Insurance	Matt Hermen		70.31
3/15/2020	PG0636 Long-range Transportation Planning	S0014 Industrial Insurance	Matt Hermen		2.51
3/15/2020	PG0636 Long-range Transportation Planning	S0015 Dental Insurance	Matt Hermen		3.47
3/15/2020	PG0636 Long-range Transportation Planning	S0017 Life Insurance	Matt Hermen		0.18
3/15/2020	PG0636 Long-range Transportation Planning	S0357 General Liability Insurance Premiums	Matt Hermen		11.14
3/15/2020	PG0636 Long-range Transportation Planning	S0019 Disability Insurance	Matt Hermen		1.87
3/20/2020	PG0636 Long-range Transportation Planning	S0091 Other Professional Services		Transportation costs for the month of February, 2020 for Oliver Orjiako, Colete Anderson, Sonja Wisser	1,132.76

3/20/2020	PG0636 Long-range Transportation Planning	S0091 Other Professional Services		Transportation costs for the month of February, 2020 for Oliver Orjiako, Colete Anderson, Sonja Wiser	8,542.68
5/20/2020	PG0636 Long-range Transportation Planning	S0091 Other Professional Services		Transportation Costs for April, 2020 for Oliver Orjiako, Colete Anderson, Sonja Wiser & Larisa Sidorov	1,761.80
5/20/2020	PG0636 Long-range Transportation Planning	S0091 Other Professional Services		Transportation Costs for April, 2020 for Oliver Orjiako, Colete Anderson, Sonja Wiser & Larisa Sidorov	13,286.57
6/1/2020	PG0636 Long-range Transportation Planning	S0081 Professional or Contracted Services	Code Publishing Co		216.80
6/2/2020	PG0636 Long-range Transportation Planning	S0107 Legal Publications	Columbian Publishing Co, The		95.20
6/5/2020	PG0636 Long-range Transportation Planning	S0031 Maps, Books and Periodicals	Cherie Burmaster		115.00
6/5/2020	PG0636 Long-range Transportation Planning	S0031 Maps, Books and Periodicals	Cherie Burmaster		108.38
6/16/2020	PG0636 Long-range Transportation Planning	S0091 Other Professional Services		Transportation Costs for the month of May, 2020 for: Colete Anderson, Larisa Sidorov, Oliver Orjiako	1,701.52
6/16/2020	PG0636 Long-range Transportation Planning	S0091 Other Professional Services		Transportation Costs for the month of May, 2020 for: Colete Anderson, Larisa Sidorov, Oliver Orjiako	12,831.97
6/30/2020	PG0636 Long-range Transportation Planning	S0001 Salaries	Matt Hermen		108.33
6/30/2020	PG0636 Long-range Transportation Planning	S0005 PERS 2 / 3	Matt Hermen		13.93
6/30/2020	PG0636 Long-range Transportation Planning	S0009 Employer Taxes (SS/MED/SUI/WAPFL)	Matt Hermen		8.18

6/30/2020	PG0636 Long-range Transportation Planning	S0013 Medical Insurance	Matt Hermen	29.05
6/30/2020	PG0636 Long-range Transportation Planning	S0014 Industrial Insurance	Matt Hermen	1.13
6/30/2020	PG0636 Long-range Transportation Planning	S0015 Dental Insurance	Matt Hermen	1.43
6/30/2020	PG0636 Long-range Transportation Planning	S0017 Life Insurance	Matt Hermen	0.07
6/30/2020	PG0636 Long-range Transportation Planning	S0357 General Liability Insurance Premiums	Matt Hermen	4.60
6/30/2020	PG0636 Long-range Transportation Planning	S0019 Disability Insurance	Matt Hermen	0.77
7/1/2020	PG0636 Long-range Transportation Planning	S0107 Legal Publications	The Reflector	89.75
7/15/2020	PG0636 Long-range Transportation Planning	S0001 Salaries	Matt Hermen	43.33
7/15/2020	PG0636 Long-range Transportation Planning	S0005 PERS 2 / 3	Matt Hermen	5.57
7/15/2020	PG0636 Long-range Transportation Planning	S0009 Employer Taxes (SS/MED/SUI/WAPFL)	Matt Hermen	3.27
7/15/2020	PG0636 Long-range Transportation Planning	S0012 EAP premium	Matt Hermen	0.03
7/15/2020	PG0636 Long-range Transportation Planning	S0013 Medical Insurance	Matt Hermen	11.62
7/15/2020	PG0636 Long-range Transportation Planning	S0014 Industrial Insurance	Matt Hermen	0.12
7/15/2020	PG0636 Long-range Transportation Planning	S0015 Dental Insurance	Matt Hermen	0.57
7/15/2020	PG0636 Long-range Transportation Planning	S0017 Life Insurance	Matt Hermen	0.03
7/15/2020	PG0636 Long-range Transportation Planning	S0357 General Liability Insurance Premiums	Matt Hermen	1.84
7/15/2020	PG0636 Long-range Transportation Planning	S0019 Disability Insurance	Matt Hermen	0.31
7/16/2020	PG0636 Long-range Transportation Planning	S0091 Other Professional Services	Transportation Costs for the month of June, 2020 for: Oliver Orjiako, Colete Anderson, Sonja Wisser	1,665.79

7/16/2020	PG0636 Long-range Transportation Planning	S0091 Other Professional Services		Transportation Costs for the month of June, 2020 for: Oliver Orjiako, Colete Anderson, Sonja Wisser	12,562.52
8/15/2020	PG0636 Long-range Transportation Planning	S0001 Salaries	Gary Albrecht		123.84
8/15/2020	PG0636 Long-range Transportation Planning	S0001 Salaries	Matt Hermen		65.00
8/15/2020	PG0636 Long-range Transportation Planning	S0001 Salaries	Gary Albrecht	Accounting Journal for Employee: 200194	27.52
8/15/2020	PG0636 Long-range Transportation Planning	S0001 Salaries	Gary Albrecht	Accounting Journal for Employee: 200194	55.04
8/15/2020	PG0636 Long-range Transportation Planning	S0001 Salaries	Matt Hermen	Accounting Journal for Employee: 201774	7.22
8/15/2020	PG0636 Long-range Transportation Planning	S0005 PERS 2 / 3	Gary Albrecht		15.57
8/15/2020	PG0636 Long-range Transportation Planning	S0005 PERS 2 / 3	Matt Hermen		8.36
8/15/2020	PG0636 Long-range Transportation Planning	S0005 PERS 2 / 3	Gary Albrecht	Accounting Journal for Employee: 200194	(10.38)
8/15/2020	PG0636 Long-range Transportation Planning	S0005 PERS 2 / 3	Gary Albrecht	Accounting Journal for Employee: 200194	(5.19)
8/15/2020	PG0636 Long-range Transportation Planning	S0005 PERS 2 / 3	Gary Albrecht	Accounting Journal for Employee: 200194	8.85
8/15/2020	PG0636 Long-range Transportation Planning	S0005 PERS 2 / 3	Gary Albrecht	Accounting Journal for Employee: 200194	17.70
8/15/2020	PG0636 Long-range Transportation Planning	S0005 PERS 2 / 3	Matt Hermen	Accounting Journal for Employee: 201774	(8.36)
8/15/2020	PG0636 Long-range Transportation Planning	S0005 PERS 2 / 3	Matt Hermen	Accounting Journal for Employee: 201774	9.29
8/15/2020	PG0636 Long-range Transportation Planning	S0018 Flexible Spending/Administration Charge	Gary Albrecht		0.15
8/15/2020	PG0636 Long-range Transportation Planning	S0018 Flexible Spending/Administration Charge	Gary Albrecht	Accounting Journal for Employee: 200194	(0.05)
8/15/2020	PG0636 Long-range Transportation Planning	S0018 Flexible Spending/Administration Charge	Gary Albrecht	Accounting Journal for Employee: 200194	0.08

8/15/2020	PG0636 Long-range Transportation Planning	S0018 Flexible Spending/Administration Charge	Gary Albrecht	Accounting Journal for Employee: 200194	(0.10)
8/15/2020	PG0636 Long-range Transportation Planning	S0018 Flexible Spending/Administration Charge	Gary Albrecht	Accounting Journal for Employee: 200194	0.16
8/15/2020	PG0636 Long-range Transportation Planning	S0009 Employer Taxes (SS/MED/SUI/WAPFL)	Gary Albrecht		9.25
8/15/2020	PG0636 Long-range Transportation Planning	S0009 Employer Taxes (SS/MED/SUI/WAPFL)	Matt Hermen		4.90
8/15/2020	PG0636 Long-range Transportation Planning	S0009 Employer Taxes (SS/MED/SUI/WAPFL)	Gary Albrecht	Accounting Journal for Employee: 200194	(0.12)
8/15/2020	PG0636 Long-range Transportation Planning	S0009 Employer Taxes (SS/MED/SUI/WAPFL)	Gary Albrecht	Accounting Journal for Employee: 200194	(0.06)
8/15/2020	PG0636 Long-range Transportation Planning	S0009 Employer Taxes (SS/MED/SUI/WAPFL)	Gary Albrecht	Accounting Journal for Employee: 200194	(1.15)
8/15/2020	PG0636 Long-range Transportation Planning	S0009 Employer Taxes (SS/MED/SUI/WAPFL)	Gary Albrecht	Accounting Journal for Employee: 200194	(4.90)
8/15/2020	PG0636 Long-range Transportation Planning	S0009 Employer Taxes (SS/MED/SUI/WAPFL)	Gary Albrecht	Accounting Journal for Employee: 200194	5.26
8/15/2020	PG0636 Long-range Transportation Planning	S0009 Employer Taxes (SS/MED/SUI/WAPFL)	Gary Albrecht	Accounting Journal for Employee: 200194	(2.45)
8/15/2020	PG0636 Long-range Transportation Planning	S0009 Employer Taxes (SS/MED/SUI/WAPFL)	Gary Albrecht	Accounting Journal for Employee: 200194	10.52
8/15/2020	PG0636 Long-range Transportation Planning	S0009 Employer Taxes (SS/MED/SUI/WAPFL)	Gary Albrecht	Accounting Journal for Employee: 200194	(0.57)
8/15/2020	PG0636 Long-range Transportation Planning	S0009 Employer Taxes (SS/MED/SUI/WAPFL)	Matt Hermen	Accounting Journal for Employee: 201774	5.44
8/15/2020	PG0636 Long-range Transportation Planning	S0009 Employer Taxes (SS/MED/SUI/WAPFL)	Matt Hermen	Accounting Journal for Employee: 201774	(0.91)
8/15/2020	PG0636 Long-range Transportation Planning	S0009 Employer Taxes (SS/MED/SUI/WAPFL)	Matt Hermen	Accounting Journal for Employee: 201774	(0.10)
8/15/2020	PG0636 Long-range Transportation Planning	S0009 Employer Taxes (SS/MED/SUI/WAPFL)	Matt Hermen	Accounting Journal for Employee: 201774	(3.89)
8/15/2020	PG0636 Long-range Transportation Planning	S0012 EAP premium	Matt Hermen		0.05
8/15/2020	PG0636 Long-range Transportation Planning	S0012 EAP premium	Gary Albrecht		0.09
8/15/2020	PG0636 Long-range Transportation Planning	S0012 EAP premium	Gary Albrecht	Accounting Journal for Employee: 200194	(0.06)

8/15/2020	PG0636 Long-range Transportation Planning	S0012 EAP premium	Gary Albrecht	Accounting Journal for Employee: 200194	0.05
8/15/2020	PG0636 Long-range Transportation Planning	S0012 EAP premium	Gary Albrecht	Accounting Journal for Employee: 200194	0.10
8/15/2020	PG0636 Long-range Transportation Planning	S0012 EAP premium	Gary Albrecht	Accounting Journal for Employee: 200194	(0.03)
8/15/2020	PG0636 Long-range Transportation Planning	S0012 EAP premium	Matt Hermen	Accounting Journal for Employee: 201774	(0.05)
8/15/2020	PG0636 Long-range Transportation Planning	S0012 EAP premium	Matt Hermen	Accounting Journal for Employee: 201774	0.05
8/15/2020	PG0636 Long-range Transportation Planning	S0013 Medical Insurance	Matt Hermen		19.18
8/15/2020	PG0636 Long-range Transportation Planning	S0013 Medical Insurance	Matt Hermen	Accounting Journal for Employee: 201774	21.30
8/15/2020	PG0636 Long-range Transportation Planning	S0013 Medical Insurance	Matt Hermen	Accounting Journal for Employee: 201774	(0.20)
8/15/2020	PG0636 Long-range Transportation Planning	S0013 Medical Insurance	Matt Hermen	Accounting Journal for Employee: 201774	(18.98)
8/15/2020	PG0636 Long-range Transportation Planning	S0014 Industrial Insurance	Gary Albrecht		0.79
8/15/2020	PG0636 Long-range Transportation Planning	S0014 Industrial Insurance	Matt Hermen		0.61
8/15/2020	PG0636 Long-range Transportation Planning	S0014 Industrial Insurance	Gary Albrecht	Accounting Journal for Employee: 200194	0.45
8/15/2020	PG0636 Long-range Transportation Planning	S0014 Industrial Insurance	Gary Albrecht	Accounting Journal for Employee: 200194	(0.53)
8/15/2020	PG0636 Long-range Transportation Planning	S0014 Industrial Insurance	Gary Albrecht	Accounting Journal for Employee: 200194	0.90
8/15/2020	PG0636 Long-range Transportation Planning	S0014 Industrial Insurance	Gary Albrecht	Accounting Journal for Employee: 200194	(0.26)
8/15/2020	PG0636 Long-range Transportation Planning	S0014 Industrial Insurance	Matt Hermen	Accounting Journal for Employee: 201774	0.67
8/15/2020	PG0636 Long-range Transportation Planning	S0014 Industrial Insurance	Matt Hermen	Accounting Journal for Employee: 201774	(0.61)
8/15/2020	PG0636 Long-range Transportation Planning	S0015 Dental Insurance	Matt Hermen		0.95
8/15/2020	PG0636 Long-range Transportation Planning	S0015 Dental Insurance	Matt Hermen	Accounting Journal for Employee: 201774	1.05
8/15/2020	PG0636 Long-range Transportation Planning	S0015 Dental Insurance	Matt Hermen	Accounting Journal for Employee: 201774	(0.95)



8/15/2020	PG0636 Long-range Transportation Planning	S0017 Life Insurance	Gary Albrecht		0.09
8/15/2020	PG0636 Long-range Transportation Planning	S0017 Life Insurance	Matt Hermen		0.05
8/15/2020	PG0636 Long-range Transportation Planning	S0017 Life Insurance	Gary Albrecht	Accounting Journal for Employee: 200194	(0.06)
8/15/2020	PG0636 Long-range Transportation Planning	S0017 Life Insurance	Gary Albrecht	Accounting Journal for Employee: 200194	0.05
8/15/2020	PG0636 Long-range Transportation Planning	S0017 Life Insurance	Gary Albrecht	Accounting Journal for Employee: 200194	(0.03)
8/15/2020	PG0636 Long-range Transportation Planning	S0017 Life Insurance	Gary Albrecht	Accounting Journal for Employee: 200194	0.11
8/15/2020	PG0636 Long-range Transportation Planning	S0017 Life Insurance	Matt Hermen	Accounting Journal for Employee: 201774	0.05
8/15/2020	PG0636 Long-range Transportation Planning	S0017 Life Insurance	Matt Hermen	Accounting Journal for Employee: 201774	(0.05)
8/15/2020	PG0636 Long-range Transportation Planning	S0357 General Liability Insurance Premiums	Gary Albrecht		5.94
8/15/2020	PG0636 Long-range Transportation Planning	S0357 General Liability Insurance Premiums	Matt Hermen		3.04
8/15/2020	PG0636 Long-range Transportation Planning	S0357 General Liability Insurance Premiums	Gary Albrecht	Accounting Journal for Employee: 200194	(3.96)
8/15/2020	PG0636 Long-range Transportation Planning	S0357 General Liability Insurance Premiums	Gary Albrecht	Accounting Journal for Employee: 200194	(1.98)
8/15/2020	PG0636 Long-range Transportation Planning	S0357 General Liability Insurance Premiums	Gary Albrecht	Accounting Journal for Employee: 200194	3.37
8/15/2020	PG0636 Long-range Transportation Planning	S0357 General Liability Insurance Premiums	Gary Albrecht	Accounting Journal for Employee: 200194	6.75
8/15/2020	PG0636 Long-range Transportation Planning	S0357 General Liability Insurance Premiums	Matt Hermen	Accounting Journal for Employee: 201774	3.37
8/15/2020	PG0636 Long-range Transportation Planning	S0357 General Liability Insurance Premiums	Matt Hermen	Accounting Journal for Employee: 201774	(3.04)
8/15/2020	PG0636 Long-range Transportation Planning	S0019 Disability Insurance	Matt Hermen		0.51
8/15/2020	PG0636 Long-range Transportation Planning	S0019 Disability Insurance	Gary Albrecht		0.95
8/15/2020	PG0636 Long-range Transportation Planning	S0019 Disability Insurance	Gary Albrecht	Accounting Journal for Employee: 200194	(0.32)
8/15/2020	PG0636 Long-range Transportation Planning	S0019 Disability Insurance	Gary Albrecht	Accounting Journal for Employee: 200194	(0.63)

8/15/2020	PG0636 Long-range Transportation Planning	S0019 Disability Insurance	Gary Albrecht	Accounting Journal for Employee: 200194	0.54
8/15/2020	PG0636 Long-range Transportation Planning	S0019 Disability Insurance	Gary Albrecht	Accounting Journal for Employee: 200194	1.08
8/15/2020	PG0636 Long-range Transportation Planning	S0019 Disability Insurance	Matt Hermen	Accounting Journal for Employee: 201774	0.57
8/15/2020	PG0636 Long-range Transportation Planning	S0019 Disability Insurance	Matt Hermen	Accounting Journal for Employee: 201774	(0.51)
8/18/2020	PG0636 Long-range Transportation Planning	S0091 Other Professional Services		Salaries & Benefits for July, 2020 for: Oliver Orjiako, Colete Anderson, Sonja Wiser & Larisa Sidorov	14,460.44
8/18/2020	PG0636 Long-range Transportation Planning	S0091 Other Professional Services		Salaries & Benefits for July, 2020 for: Oliver Orjiako, Colete Anderson, Sonja Wiser & Larisa Sidorov	1,917.45
9/1/2020	PG0636 Long-range Transportation Planning	S0091 Other Professional Services	Bryant Enge		10.00
9/1/2020	PG0636 Long-range Transportation Planning	S0091 Other Professional Services	Karl Johnson		10.00
9/1/2020	PG0636 Long-range Transportation Planning	S0091 Other Professional Services	Steve Morasch		10.00
9/1/2020	PG0636 Long-range Transportation Planning	S0091 Other Professional Services	Ron Barca		10.00
9/1/2020	PG0636 Long-range Transportation Planning	S0091 Other Professional Services	Bryant Enge		10.00
9/1/2020	PG0636 Long-range Transportation Planning	S0091 Other Professional Services	J Bryan Halbert		10.00
9/15/2020	PG0636 Long-range Transportation Planning	S0091 Other Professional Services		Transportation & Overhead Costs for the month of August, 2020 for Oliver Orjiako, Colete Anderson, Sonja Wiser & Larisa	1,701.02

9/15/2020	PG0636 Long-range Transportation Planning	S0091 Other Professional Services		Transportation & Overhead Costs for the month of August, 2020 for Oliver Orjiako, Colete Anderson, Sonja Wisser & Larisa	12,828.21
9/30/2020	PG0636 Long-range Transportation Planning	S0001 Salaries	Matt Hermen		108.33
9/30/2020	PG0636 Long-range Transportation Planning	S0005 PERS 2 / 3	Matt Hermen		14.05
9/30/2020	PG0636 Long-range Transportation Planning	S0009 Employer Taxes (SS/MED/SUI/WAPFL)	Matt Hermen		8.18
9/30/2020	PG0636 Long-range Transportation Planning	S0013 Medical Insurance	Matt Hermen		29.05
9/30/2020	PG0636 Long-range Transportation Planning	S0014 Industrial Insurance	Matt Hermen		1.13
9/30/2020	PG0636 Long-range Transportation Planning	S0015 Dental Insurance	Matt Hermen		1.43
9/30/2020	PG0636 Long-range Transportation Planning	S0017 Life Insurance	Matt Hermen		0.07
9/30/2020	PG0636 Long-range Transportation Planning	S0357 General Liability Insurance Premiums	Matt Hermen		4.60
9/30/2020	PG0636 Long-range Transportation Planning	S0019 Disability Insurance	Matt Hermen		0.77
10/15/2020	PG0636 Long-range Transportation Planning	S0001 Salaries	Matt Hermen		606.62
10/15/2020	PG0636 Long-range Transportation Planning	S0005 PERS 2 / 3	Matt Hermen		78.68
10/15/2020	PG0636 Long-range Transportation Planning	S0009 Employer Taxes (SS/MED/SUI/WAPFL)	Matt Hermen		45.82
10/15/2020	PG0636 Long-range Transportation Planning	S0012 EAP premium	Matt Hermen		0.39
10/15/2020	PG0636 Long-range Transportation Planning	S0013 Medical Insurance	Matt Hermen		162.69
10/15/2020	PG0636 Long-range Transportation Planning	S0014 Industrial Insurance	Matt Hermen		6.55
10/15/2020	PG0636 Long-range Transportation Planning	S0015 Dental Insurance	Matt Hermen		8.03
10/15/2020	PG0636 Long-range Transportation Planning	S0017 Life Insurance	Matt Hermen		0.41

10/15/2020	PG0636 Long-range Transportation Planning	S0357 General Liability Insurance Premiums	Matt Hermen		25.77
10/15/2020	PG0636 Long-range Transportation Planning	S0019 Disability Insurance	Matt Hermen		4.33
10/21/2020	PG0636 Long-range Transportation Planning	S0091 Other Professional Services		Transportation Costs for September, 2020 for Oliver Orjiako, Colete Anderson, Sonja Wiser & Larisa	13,715.36
10/21/2020	PG0636 Long-range Transportation Planning	S0091 Other Professional Services		Transportation Costs for September, 2020 for Oliver Orjiako, Colete Anderson, Sonja Wiser & Larisa	1,818.66
10/31/2020	PG0636 Long-range Transportation Planning	S0001 Salaries	Gary Albrecht		206.40
10/31/2020	PG0636 Long-range Transportation Planning	S0001 Salaries	Matt Hermen		628.29
10/31/2020	PG0636 Long-range Transportation Planning	S0001 Salaries	Gary Albrecht	Accounting Journal for Employee: 200194	7.46
10/31/2020	PG0636 Long-range Transportation Planning	S0001 Salaries	Gary Albrecht	Accounting Journal for Employee: 200194	4.97
10/31/2020	PG0636 Long-range Transportation Planning	S0001 Salaries	Matt Hermen	Accounting Journal for Employee: 201774	5.22
10/31/2020	PG0636 Long-range Transportation Planning	S0001 Salaries	Matt Hermen	Accounting Journal for Employee: 201774	16.97
10/31/2020	PG0636 Long-range Transportation Planning	S0001 Salaries	Matt Hermen	Accounting Journal for Employee: 201774	15.66
10/31/2020	PG0636 Long-range Transportation Planning	S0005 PERS 2 / 3	Matt Hermen		81.49
10/31/2020	PG0636 Long-range Transportation Planning	S0005 PERS 2 / 3	Gary Albrecht		26.23
10/31/2020	PG0636 Long-range Transportation Planning	S0005 PERS 2 / 3	Gary Albrecht	Accounting Journal for Employee: 200194	28.38
10/31/2020	PG0636 Long-range Transportation Planning	S0005 PERS 2 / 3	Gary Albrecht	Accounting Journal for Employee: 200194	(26.23)
10/31/2020	PG0636 Long-range Transportation Planning	S0005 PERS 2 / 3	Matt Hermen	Accounting Journal for Employee: 201774	(33.72)
10/31/2020	PG0636 Long-range Transportation Planning	S0005 PERS 2 / 3	Matt Hermen	Accounting Journal for Employee: 201774	11.92

10/31/2020	PG0636 Long-range Transportation Planning	S0005 PERS 2 / 3	Matt Hermen	Accounting Journal for Employee: 201774	(36.53)
10/31/2020	PG0636 Long-range Transportation Planning	S0005 PERS 2 / 3	Matt Hermen	Accounting Journal for Employee: 201774	38.73
10/31/2020	PG0636 Long-range Transportation Planning	S0005 PERS 2 / 3	Matt Hermen	Accounting Journal for Employee: 201774	(11.24)
10/31/2020	PG0636 Long-range Transportation Planning	S0005 PERS 2 / 3	Matt Hermen	Accounting Journal for Employee: 201774	35.75
10/31/2020	PG0636 Long-range Transportation Planning	S0009 Employer Taxes (SS/MED/SUI/WAPFL)	Gary Albrecht		15.49
10/31/2020	PG0636 Long-range Transportation Planning	S0009 Employer Taxes (SS/MED/SUI/WAPFL)	Matt Hermen		47.46
10/31/2020	PG0636 Long-range Transportation Planning	S0009 Employer Taxes (SS/MED/SUI/WAPFL)	Gary Albrecht	Accounting Journal for Employee: 200194	(0.30)
10/31/2020	PG0636 Long-range Transportation Planning	S0009 Employer Taxes (SS/MED/SUI/WAPFL)	Gary Albrecht	Accounting Journal for Employee: 200194	(12.31)
10/31/2020	PG0636 Long-range Transportation Planning	S0009 Employer Taxes (SS/MED/SUI/WAPFL)	Gary Albrecht	Accounting Journal for Employee: 200194	(2.88)
10/31/2020	PG0636 Long-range Transportation Planning	S0009 Employer Taxes (SS/MED/SUI/WAPFL)	Gary Albrecht	Accounting Journal for Employee: 200194	16.76
10/31/2020	PG0636 Long-range Transportation Planning	S0009 Employer Taxes (SS/MED/SUI/WAPFL)	Matt Hermen	Accounting Journal for Employee: 201774	(0.41)
10/31/2020	PG0636 Long-range Transportation Planning	S0009 Employer Taxes (SS/MED/SUI/WAPFL)	Matt Hermen	Accounting Journal for Employee: 201774	(5.20)
10/31/2020	PG0636 Long-range Transportation Planning	S0009 Employer Taxes (SS/MED/SUI/WAPFL)	Matt Hermen	Accounting Journal for Employee: 201774	(3.65)
10/31/2020	PG0636 Long-range Transportation Planning	S0009 Employer Taxes (SS/MED/SUI/WAPFL)	Matt Hermen	Accounting Journal for Employee: 201774	6.94
10/31/2020	PG0636 Long-range Transportation Planning	S0009 Employer Taxes (SS/MED/SUI/WAPFL)	Matt Hermen	Accounting Journal for Employee: 201774	(1.22)
10/31/2020	PG0636 Long-range Transportation Planning	S0009 Employer Taxes (SS/MED/SUI/WAPFL)	Matt Hermen	Accounting Journal for Employee: 201774	22.55
10/31/2020	PG0636 Long-range Transportation Planning	S0009 Employer Taxes (SS/MED/SUI/WAPFL)	Matt Hermen	Accounting Journal for Employee: 201774	(15.61)
10/31/2020	PG0636 Long-range Transportation Planning	S0009 Employer Taxes (SS/MED/SUI/WAPFL)	Matt Hermen	Accounting Journal for Employee: 201774	20.82
10/31/2020	PG0636 Long-range Transportation Planning	S0009 Employer Taxes (SS/MED/SUI/WAPFL)	Matt Hermen	Accounting Journal for Employee: 201774	(3.95)
10/31/2020	PG0636 Long-range Transportation Planning	S0009 Employer Taxes (SS/MED/SUI/WAPFL)	Matt Hermen	Accounting Journal for Employee: 201774	(0.13)

10/31/2020	PG0636 Long-range Transportation Planning	S0009 Employer Taxes (SS/MED/SUI/WAPFL)	Matt Hermen	Accounting Journal for Employee: 201774	(16.91)
10/31/2020	PG0636 Long-range Transportation Planning	S0009 Employer Taxes (SS/MED/SUI/WAPFL)	Matt Hermen	Accounting Journal for Employee: 201774	(0.38)
10/31/2020	PG0636 Long-range Transportation Planning	S0013 Medical Insurance	Matt Hermen		168.49
10/31/2020	PG0636 Long-range Transportation Planning	S0013 Medical Insurance	Matt Hermen	Accounting Journal for Employee: 201774	(23.00)
10/31/2020	PG0636 Long-range Transportation Planning	S0013 Medical Insurance	Matt Hermen	Accounting Journal for Employee: 201774	24.65
10/31/2020	PG0636 Long-range Transportation Planning	S0013 Medical Insurance	Matt Hermen	Accounting Journal for Employee: 201774	(0.24)
10/31/2020	PG0636 Long-range Transportation Planning	S0013 Medical Insurance	Matt Hermen	Accounting Journal for Employee: 201774	80.08
10/31/2020	PG0636 Long-range Transportation Planning	S0013 Medical Insurance	Matt Hermen	Accounting Journal for Employee: 201774	(0.78)
10/31/2020	PG0636 Long-range Transportation Planning	S0013 Medical Insurance	Matt Hermen	Accounting Journal for Employee: 201774	(69.00)
10/31/2020	PG0636 Long-range Transportation Planning	S0013 Medical Insurance	Matt Hermen	Accounting Journal for Employee: 201774	73.93
10/31/2020	PG0636 Long-range Transportation Planning	S0013 Medical Insurance	Matt Hermen	Accounting Journal for Employee: 201774	(0.72)
10/31/2020	PG0636 Long-range Transportation Planning	S0013 Medical Insurance	Matt Hermen	Accounting Journal for Employee: 201774	(74.75)
10/31/2020	PG0636 Long-range Transportation Planning	S0014 Industrial Insurance	Matt Hermen		6.16
10/31/2020	PG0636 Long-range Transportation Planning	S0014 Industrial Insurance	Gary Albrecht		2.15
10/31/2020	PG0636 Long-range Transportation Planning	S0014 Industrial Insurance	Gary Albrecht	Accounting Journal for Employee: 200194	2.33
10/31/2020	PG0636 Long-range Transportation Planning	S0014 Industrial Insurance	Gary Albrecht	Accounting Journal for Employee: 200194	(2.15)
10/31/2020	PG0636 Long-range Transportation Planning	S0014 Industrial Insurance	Matt Hermen	Accounting Journal for Employee: 201774	(2.76)
10/31/2020	PG0636 Long-range Transportation Planning	S0014 Industrial Insurance	Matt Hermen	Accounting Journal for Employee: 201774	(0.85)
10/31/2020	PG0636 Long-range Transportation Planning	S0014 Industrial Insurance	Matt Hermen	Accounting Journal for Employee: 201774	0.90
10/31/2020	PG0636 Long-range Transportation Planning	S0014 Industrial Insurance	Matt Hermen	Accounting Journal for Employee: 201774	2.92

10/31/2020	PG0636 Long-range Transportation Planning	S0014 Industrial Insurance	Matt Hermen	Accounting Journal for Employee: 201774	(2.55)
10/31/2020	PG0636 Long-range Transportation Planning	S0014 Industrial Insurance	Matt Hermen	Accounting Journal for Employee: 201774	2.70
10/31/2020	PG0636 Long-range Transportation Planning	S0015 Dental Insurance	Matt Hermen		8.32
10/31/2020	PG0636 Long-range Transportation Planning	S0015 Dental Insurance	Matt Hermen	Accounting Journal for Employee: 201774	(3.44)
10/31/2020	PG0636 Long-range Transportation Planning	S0015 Dental Insurance	Matt Hermen	Accounting Journal for Employee: 201774	1.22
10/31/2020	PG0636 Long-range Transportation Planning	S0015 Dental Insurance	Matt Hermen	Accounting Journal for Employee: 201774	(1.15)
10/31/2020	PG0636 Long-range Transportation Planning	S0015 Dental Insurance	Matt Hermen	Accounting Journal for Employee: 201774	3.95
10/31/2020	PG0636 Long-range Transportation Planning	S0015 Dental Insurance	Matt Hermen	Accounting Journal for Employee: 201774	3.65
10/31/2020	PG0636 Long-range Transportation Planning	S0015 Dental Insurance	Matt Hermen	Accounting Journal for Employee: 201774	(3.73)
10/31/2020	PG0636 Long-range Transportation Planning	S0017 Life Insurance	Matt Hermen		0.42
10/31/2020	PG0636 Long-range Transportation Planning	S0017 Life Insurance	Gary Albrecht		0.14
10/31/2020	PG0636 Long-range Transportation Planning	S0017 Life Insurance	Gary Albrecht	Accounting Journal for Employee: 200194	(0.14)
10/31/2020	PG0636 Long-range Transportation Planning	S0017 Life Insurance	Gary Albrecht	Accounting Journal for Employee: 200194	0.15
10/31/2020	PG0636 Long-range Transportation Planning	S0017 Life Insurance	Matt Hermen	Accounting Journal for Employee: 201774	(0.06)
10/31/2020	PG0636 Long-range Transportation Planning	S0017 Life Insurance	Matt Hermen	Accounting Journal for Employee: 201774	0.06
10/31/2020	PG0636 Long-range Transportation Planning	S0017 Life Insurance	Matt Hermen	Accounting Journal for Employee: 201774	0.20
10/31/2020	PG0636 Long-range Transportation Planning	S0017 Life Insurance	Matt Hermen	Accounting Journal for Employee: 201774	0.18
10/31/2020	PG0636 Long-range Transportation Planning	S0017 Life Insurance	Matt Hermen	Accounting Journal for Employee: 201774	(0.17)
10/31/2020	PG0636 Long-range Transportation Planning	S0017 Life Insurance	Matt Hermen	Accounting Journal for Employee: 201774	(0.19)
10/31/2020	PG0636 Long-range Transportation Planning	S0357 General Liability Insurance Premiums	Gary Albrecht		9.02

10/31/2020	PG0636 Long-range Transportation Planning	S0357 General Liability Insurance Premiums	Matt Hermen		26.70
10/31/2020	PG0636 Long-range Transportation Planning	S0357 General Liability Insurance Premiums	Gary Albrecht	Accounting Journal for Employee: 200194	(9.02)
10/31/2020	PG0636 Long-range Transportation Planning	S0357 General Liability Insurance Premiums	Gary Albrecht	Accounting Journal for Employee: 200194	9.76
10/31/2020	PG0636 Long-range Transportation Planning	S0357 General Liability Insurance Premiums	Matt Hermen	Accounting Journal for Employee: 201774	3.90
10/31/2020	PG0636 Long-range Transportation Planning	S0357 General Liability Insurance Premiums	Matt Hermen	Accounting Journal for Employee: 201774	12.69
10/31/2020	PG0636 Long-range Transportation Planning	S0357 General Liability Insurance Premiums	Matt Hermen	Accounting Journal for Employee: 201774	11.71
10/31/2020	PG0636 Long-range Transportation Planning	S0357 General Liability Insurance Premiums	Matt Hermen	Accounting Journal for Employee: 201774	(11.05)
10/31/2020	PG0636 Long-range Transportation Planning	S0357 General Liability Insurance Premiums	Matt Hermen	Accounting Journal for Employee: 201774	(11.97)
10/31/2020	PG0636 Long-range Transportation Planning	S0357 General Liability Insurance Premiums	Matt Hermen	Accounting Journal for Employee: 201774	(3.68)
10/31/2020	PG0636 Long-range Transportation Planning	S0019 Disability Insurance	Matt Hermen		4.49
10/31/2020	PG0636 Long-range Transportation Planning	S0019 Disability Insurance	Gary Albrecht		1.44
10/31/2020	PG0636 Long-range Transportation Planning	S0019 Disability Insurance	Gary Albrecht	Accounting Journal for Employee: 200194	(1.44)
10/31/2020	PG0636 Long-range Transportation Planning	S0019 Disability Insurance	Gary Albrecht	Accounting Journal for Employee: 200194	1.56
10/31/2020	PG0636 Long-range Transportation Planning	S0019 Disability Insurance	Matt Hermen	Accounting Journal for Employee: 201774	0.66
10/31/2020	PG0636 Long-range Transportation Planning	S0019 Disability Insurance	Matt Hermen	Accounting Journal for Employee: 201774	2.13
10/31/2020	PG0636 Long-range Transportation Planning	S0019 Disability Insurance	Matt Hermen	Accounting Journal for Employee: 201774	1.97
10/31/2020	PG0636 Long-range Transportation Planning	S0019 Disability Insurance	Matt Hermen	Accounting Journal for Employee: 201774	(2.01)
10/31/2020	PG0636 Long-range Transportation Planning	S0019 Disability Insurance	Matt Hermen	Accounting Journal for Employee: 201774	(1.86)
10/31/2020	PG0636 Long-range Transportation Planning	S0019 Disability Insurance	Matt Hermen	Accounting Journal for Employee: 201774	(0.62)
11/15/2020	PG0636 Long-range Transportation Planning	S0001 Salaries	Matt Hermen		173.32



11/15/2020	PG0636 Long-range Transportation Planning	S0001 Salaries	Matt Hermen	Accounting Journal for Employee: 201774	19.26
11/15/2020	PG0636 Long-range Transportation Planning	S0005 PERS 2 / 3	Matt Hermen		22.48
11/15/2020	PG0636 Long-range Transportation Planning	S0005 PERS 2 / 3	Matt Hermen	Accounting Journal for Employee: 201774	(22.48)
11/15/2020	PG0636 Long-range Transportation Planning	S0005 PERS 2 / 3	Matt Hermen	Accounting Journal for Employee: 201774	24.98
11/15/2020	PG0636 Long-range Transportation Planning	S0009 Employer Taxes (SS/MED/SUI/WAPFL)	Matt Hermen		13.05
11/15/2020	PG0636 Long-range Transportation Planning	S0009 Employer Taxes (SS/MED/SUI/WAPFL)	Matt Hermen	Accounting Journal for Employee: 201774	14.50
11/15/2020	PG0636 Long-range Transportation Planning	S0009 Employer Taxes (SS/MED/SUI/WAPFL)	Matt Hermen	Accounting Journal for Employee: 201774	(10.37)
11/15/2020	PG0636 Long-range Transportation Planning	S0009 Employer Taxes (SS/MED/SUI/WAPFL)	Matt Hermen	Accounting Journal for Employee: 201774	(0.25)
11/15/2020	PG0636 Long-range Transportation Planning	S0009 Employer Taxes (SS/MED/SUI/WAPFL)	Matt Hermen	Accounting Journal for Employee: 201774	(2.43)
11/15/2020	PG0636 Long-range Transportation Planning	S0012 EAP premium	Matt Hermen		0.12
11/15/2020	PG0636 Long-range Transportation Planning	S0012 EAP premium	Matt Hermen	Accounting Journal for Employee: 201774	0.14
11/15/2020	PG0636 Long-range Transportation Planning	S0012 EAP premium	Matt Hermen	Accounting Journal for Employee: 201774	(0.12)
11/15/2020	PG0636 Long-range Transportation Planning	S0013 Medical Insurance	Matt Hermen		51.13
11/15/2020	PG0636 Long-range Transportation Planning	S0013 Medical Insurance	Matt Hermen	Accounting Journal for Employee: 201774	(0.53)
11/15/2020	PG0636 Long-range Transportation Planning	S0013 Medical Insurance	Matt Hermen	Accounting Journal for Employee: 201774	56.82
11/15/2020	PG0636 Long-range Transportation Planning	S0013 Medical Insurance	Matt Hermen	Accounting Journal for Employee: 201774	(50.60)
11/15/2020	PG0636 Long-range Transportation Planning	S0014 Industrial Insurance	Matt Hermen		1.62
11/15/2020	PG0636 Long-range Transportation Planning	S0014 Industrial Insurance	Matt Hermen	Accounting Journal for Employee: 201774	1.80
11/15/2020	PG0636 Long-range Transportation Planning	S0014 Industrial Insurance	Matt Hermen	Accounting Journal for Employee: 201774	(1.62)
11/15/2020	PG0636 Long-range Transportation Planning	S0015 Dental Insurance	Matt Hermen		2.52

11/15/2020	PG0636 Long-range Transportation Planning	S0015 Dental Insurance	Matt Hermen	Accounting Journal for Employee: 201774	(2.52)
11/15/2020	PG0636 Long-range Transportation Planning	S0015 Dental Insurance	Matt Hermen	Accounting Journal for Employee: 201774	2.80
11/15/2020	PG0636 Long-range Transportation Planning	S0017 Life Insurance	Matt Hermen		0.13
11/15/2020	PG0636 Long-range Transportation Planning	S0017 Life Insurance	Matt Hermen	Accounting Journal for Employee: 201774	(0.13)
11/15/2020	PG0636 Long-range Transportation Planning	S0017 Life Insurance	Matt Hermen	Accounting Journal for Employee: 201774	0.14
11/15/2020	PG0636 Long-range Transportation Planning	S0357 General Liability Insurance Premiums	Matt Hermen		8.10
11/15/2020	PG0636 Long-range Transportation Planning	S0357 General Liability Insurance Premiums	Matt Hermen	Accounting Journal for Employee: 201774	9.00
11/15/2020	PG0636 Long-range Transportation Planning	S0357 General Liability Insurance Premiums	Matt Hermen	Accounting Journal for Employee: 201774	(8.10)
11/15/2020	PG0636 Long-range Transportation Planning	S0019 Disability Insurance	Matt Hermen		1.36
11/15/2020	PG0636 Long-range Transportation Planning	S0019 Disability Insurance	Matt Hermen	Accounting Journal for Employee: 201774	1.51
11/15/2020	PG0636 Long-range Transportation Planning	S0019 Disability Insurance	Matt Hermen	Accounting Journal for Employee: 201774	(1.36)
11/16/2020	PG0636 Long-range Transportation Planning	S0091 Other Professional Services		Transportation Costs for October, 2020 for Oliver Orjiako, Colete Anderson, Sonja Wisser & Larisa Sidorov	13,126.92
11/16/2020	PG0636 Long-range Transportation Planning	S0091 Other Professional Services		Transportation Costs for October, 2020 for Oliver Orjiako, Colete Anderson, Sonja Wisser & Larisa Sidorov	1,740.63
11/30/2020	PG0636 Long-range Transportation Planning	S0001 Salaries	Matt Hermen		346.64
11/30/2020	PG0636 Long-range Transportation Planning	S0001 Salaries	Gary Albrecht		103.20
11/30/2020	PG0636 Long-range Transportation Planning	S0001 Salaries	Gary Albrecht	Accounting Journal for Employee: 200194	1.64
11/30/2020	PG0636 Long-range Transportation Planning	S0001 Salaries	Gary Albrecht	Accounting Journal for Employee: 200194	13.10

11/30/2020	PG0636 Long-range Transportation Planning	S0001 Salaries	Gary Albrecht	Accounting Journal for Employee: 200194	26.21
11/30/2020	PG0636 Long-range Transportation Planning	S0001 Salaries	Matt Hermen	Accounting Journal for Employee: 201774	38.52
11/30/2020	PG0636 Long-range Transportation Planning	S0001 Salaries	Matt Hermen	Accounting Journal for Employee: 201774	38.52
11/30/2020	PG0636 Long-range Transportation Planning	S0005 PERS 2 / 3	Matt Hermen		44.96
11/30/2020	PG0636 Long-range Transportation Planning	S0005 PERS 2 / 3	Gary Albrecht		13.11
11/30/2020	PG0636 Long-range Transportation Planning	S0005 PERS 2 / 3	Gary Albrecht	Accounting Journal for Employee: 200194	18.70
11/30/2020	PG0636 Long-range Transportation Planning	S0005 PERS 2 / 3	Gary Albrecht	Accounting Journal for Employee: 200194	(13.11)
11/30/2020	PG0636 Long-range Transportation Planning	S0005 PERS 2 / 3	Matt Hermen	Accounting Journal for Employee: 201774	27.48
11/30/2020	PG0636 Long-range Transportation Planning	S0005 PERS 2 / 3	Matt Hermen	Accounting Journal for Employee: 201774	(22.48)
11/30/2020	PG0636 Long-range Transportation Planning	S0005 PERS 2 / 3	Matt Hermen	Accounting Journal for Employee: 201774	(22.48)
11/30/2020	PG0636 Long-range Transportation Planning	S0005 PERS 2 / 3	Matt Hermen	Accounting Journal for Employee: 201774	27.48
11/30/2020	PG0636 Long-range Transportation Planning	S0009 Employer Taxes (SS/MED/SUI/WAPFL)	Gary Albrecht		7.74
11/30/2020	PG0636 Long-range Transportation Planning	S0009 Employer Taxes (SS/MED/SUI/WAPFL)	Matt Hermen		26.16
11/30/2020	PG0636 Long-range Transportation Planning	S0009 Employer Taxes (SS/MED/SUI/WAPFL)	Gary Albrecht	Accounting Journal for Employee: 200194	11.04
11/30/2020	PG0636 Long-range Transportation Planning	S0009 Employer Taxes (SS/MED/SUI/WAPFL)	Gary Albrecht	Accounting Journal for Employee: 200194	(6.15)
11/30/2020	PG0636 Long-range Transportation Planning	S0009 Employer Taxes (SS/MED/SUI/WAPFL)	Gary Albrecht	Accounting Journal for Employee: 200194	(0.15)
11/30/2020	PG0636 Long-range Transportation Planning	S0009 Employer Taxes (SS/MED/SUI/WAPFL)	Gary Albrecht	Accounting Journal for Employee: 200194	(1.44)
11/30/2020	PG0636 Long-range Transportation Planning	S0009 Employer Taxes (SS/MED/SUI/WAPFL)	Matt Hermen	Accounting Journal for Employee: 201774	16.00
11/30/2020	PG0636 Long-range Transportation Planning	S0009 Employer Taxes (SS/MED/SUI/WAPFL)	Matt Hermen	Accounting Journal for Employee: 201774	(10.40)
11/30/2020	PG0636 Long-range Transportation Planning	S0009 Employer Taxes (SS/MED/SUI/WAPFL)	Matt Hermen	Accounting Journal for Employee: 201774	(0.25)

11/30/2020	PG0636 Long-range Transportation Planning	S0009 Employer Taxes (SS/MED/SUI/WAPFL)	Matt Hermen	Accounting Journal for Employee: 201774	(2.43)
11/30/2020	PG0636 Long-range Transportation Planning	S0009 Employer Taxes (SS/MED/SUI/WAPFL)	Matt Hermen	Accounting Journal for Employee: 201774	(0.25)
11/30/2020	PG0636 Long-range Transportation Planning	S0009 Employer Taxes (SS/MED/SUI/WAPFL)	Matt Hermen	Accounting Journal for Employee: 201774	(10.40)
11/30/2020	PG0636 Long-range Transportation Planning	S0009 Employer Taxes (SS/MED/SUI/WAPFL)	Matt Hermen	Accounting Journal for Employee: 201774	16.00
11/30/2020	PG0636 Long-range Transportation Planning	S0009 Employer Taxes (SS/MED/SUI/WAPFL)	Matt Hermen	Accounting Journal for Employee: 201774	(2.43)
11/30/2020	PG0636 Long-range Transportation Planning	S0013 Medical Insurance	Matt Hermen		92.96
11/30/2020	PG0636 Long-range Transportation Planning	S0013 Medical Insurance	Matt Hermen	Accounting Journal for Employee: 201774	(0.48)
11/30/2020	PG0636 Long-range Transportation Planning	S0013 Medical Insurance	Matt Hermen	Accounting Journal for Employee: 201774	(46.00)
11/30/2020	PG0636 Long-range Transportation Planning	S0013 Medical Insurance	Matt Hermen	Accounting Journal for Employee: 201774	(46.00)
11/30/2020	PG0636 Long-range Transportation Planning	S0013 Medical Insurance	Matt Hermen	Accounting Journal for Employee: 201774	(0.48)
11/30/2020	PG0636 Long-range Transportation Planning	S0013 Medical Insurance	Matt Hermen	Accounting Journal for Employee: 201774	56.82
11/30/2020	PG0636 Long-range Transportation Planning	S0013 Medical Insurance	Matt Hermen	Accounting Journal for Employee: 201774	56.82
11/30/2020	PG0636 Long-range Transportation Planning	S0014 Industrial Insurance	Matt Hermen		2.94
11/30/2020	PG0636 Long-range Transportation Planning	S0014 Industrial Insurance	Gary Albrecht		0.81
11/30/2020	PG0636 Long-range Transportation Planning	S0014 Industrial Insurance	Gary Albrecht	Accounting Journal for Employee: 200194	1.15
11/30/2020	PG0636 Long-range Transportation Planning	S0014 Industrial Insurance	Gary Albrecht	Accounting Journal for Employee: 200194	(0.81)
11/30/2020	PG0636 Long-range Transportation Planning	S0014 Industrial Insurance	Matt Hermen	Accounting Journal for Employee: 201774	1.80
11/30/2020	PG0636 Long-range Transportation Planning	S0014 Industrial Insurance	Matt Hermen	Accounting Journal for Employee: 201774	(1.47)
11/30/2020	PG0636 Long-range Transportation Planning	S0014 Industrial Insurance	Matt Hermen	Accounting Journal for Employee: 201774	(1.47)
11/30/2020	PG0636 Long-range Transportation Planning	S0014 Industrial Insurance	Matt Hermen	Accounting Journal for Employee: 201774	1.80

11/30/2020	PG0636 Long-range Transportation Planning	S0015 Dental Insurance	Matt Hermen		4.58
11/30/2020	PG0636 Long-range Transportation Planning	S0015 Dental Insurance	Matt Hermen	Accounting Journal for Employee: 201774	(2.29)
11/30/2020	PG0636 Long-range Transportation Planning	S0015 Dental Insurance	Matt Hermen	Accounting Journal for Employee: 201774	2.80
11/30/2020	PG0636 Long-range Transportation Planning	S0015 Dental Insurance	Matt Hermen	Accounting Journal for Employee: 201774	(2.29)
11/30/2020	PG0636 Long-range Transportation Planning	S0015 Dental Insurance	Matt Hermen	Accounting Journal for Employee: 201774	2.80
11/30/2020	PG0636 Long-range Transportation Planning	S0017 Life Insurance	Gary Albrecht		0.07
11/30/2020	PG0636 Long-range Transportation Planning	S0017 Life Insurance	Matt Hermen		0.24
11/30/2020	PG0636 Long-range Transportation Planning	S0017 Life Insurance	Gary Albrecht	Accounting Journal for Employee: 200194	0.10
11/30/2020	PG0636 Long-range Transportation Planning	S0017 Life Insurance	Gary Albrecht	Accounting Journal for Employee: 200194	(0.07)
11/30/2020	PG0636 Long-range Transportation Planning	S0017 Life Insurance	Matt Hermen	Accounting Journal for Employee: 201774	0.14
11/30/2020	PG0636 Long-range Transportation Planning	S0017 Life Insurance	Matt Hermen	Accounting Journal for Employee: 201774	(0.12)
11/30/2020	PG0636 Long-range Transportation Planning	S0017 Life Insurance	Matt Hermen	Accounting Journal for Employee: 201774	0.14
11/30/2020	PG0636 Long-range Transportation Planning	S0017 Life Insurance	Matt Hermen	Accounting Journal for Employee: 201774	(0.12)
11/30/2020	PG0636 Long-range Transportation Planning	S0357 General Liability Insurance Premiums	Matt Hermen		14.72
11/30/2020	PG0636 Long-range Transportation Planning	S0357 General Liability Insurance Premiums	Gary Albrecht		4.51
11/30/2020	PG0636 Long-range Transportation Planning	S0357 General Liability Insurance Premiums	Gary Albrecht	Accounting Journal for Employee: 200194	6.43
11/30/2020	PG0636 Long-range Transportation Planning	S0357 General Liability Insurance Premiums	Gary Albrecht	Accounting Journal for Employee: 200194	(4.51)
11/30/2020	PG0636 Long-range Transportation Planning	S0357 General Liability Insurance Premiums	Matt Hermen	Accounting Journal for Employee: 201774	9.00
11/30/2020	PG0636 Long-range Transportation Planning	S0357 General Liability Insurance Premiums	Matt Hermen	Accounting Journal for Employee: 201774	(7.36)
11/30/2020	PG0636 Long-range Transportation Planning	S0357 General Liability Insurance Premiums	Matt Hermen	Accounting Journal for Employee: 201774	(7.36)

11/30/2020	PG0636 Long-range Transportation Planning	S0357 General Liability Insurance Premiums	Matt Hermen	Accounting Journal for Employee: 201774	9.00
11/30/2020	PG0636 Long-range Transportation Planning	S0019 Disability Insurance	Gary Albrecht		0.72
11/30/2020	PG0636 Long-range Transportation Planning	S0019 Disability Insurance	Matt Hermen		2.48
11/30/2020	PG0636 Long-range Transportation Planning	S0019 Disability Insurance	Gary Albrecht	Accounting Journal for Employee: 200194	1.03
11/30/2020	PG0636 Long-range Transportation Planning	S0019 Disability Insurance	Gary Albrecht	Accounting Journal for Employee: 200194	(0.72)
11/30/2020	PG0636 Long-range Transportation Planning	S0019 Disability Insurance	Matt Hermen	Accounting Journal for Employee: 201774	(1.24)
11/30/2020	PG0636 Long-range Transportation Planning	S0019 Disability Insurance	Matt Hermen	Accounting Journal for Employee: 201774	1.51
11/30/2020	PG0636 Long-range Transportation Planning	S0019 Disability Insurance	Matt Hermen	Accounting Journal for Employee: 201774	(1.24)
11/30/2020	PG0636 Long-range Transportation Planning	S0019 Disability Insurance	Matt Hermen	Accounting Journal for Employee: 201774	1.51
12/15/2020	PG0636 Long-range Transportation Planning	S0091 Other Professional Services		Transportation Costs for November, 2020 for Oliver Orjiako, Colete Anderson, Sonja Wisser & Larisa Sidorov	1,901.53
12/15/2020	PG0636 Long-range Transportation Planning	S0091 Other Professional Services		Transportation Costs for November, 2020 for Oliver Orjiako, Colete Anderson, Sonja Wisser & Larisa Sidorov	14,340.32
12/16/2020	PG0636 Long-range Transportation Planning	S0001 Salaries		Moving Payroll Costs from 1011 to 1012 for	99.08
12/16/2020	PG0636 Long-range Transportation Planning	S0001 Salaries		Moving Payroll Costs from 1011 to 1012 for	59.45
12/16/2020	PG0636 Long-range Transportation Planning	S0001 Salaries		Moving Payroll Costs from 1011 to 1012 for	376.49
12/16/2020	PG0636 Long-range Transportation Planning	S0001 Salaries		Moving Payroll Costs from 1011 to 1012 for	535.02
12/16/2020	PG0636 Long-range Transportation Planning	S0001 Salaries		Moving Payroll Costs from 1011 to 1012 for	257.60
12/16/2020	PG0636 Long-range Transportation Planning	S0001 Salaries		Moving Payroll Costs from 1011 to 1012 for	59.45

12/16/2020	PG0636 Long-range Transportation Planning	S0001 Salaries	Moving Payroll Costs from 1011 to 1012 for	79.26
12/16/2020	PG0636 Long-range Transportation Planning	S0001 Salaries	Moving Payroll Costs from 1011 to 1012 for	79.26
12/16/2020	PG0636 Long-range Transportation Planning	S0001 Salaries	Moving Payroll Costs from 1011 to 1012 for	7,807.12
12/16/2020	PG0636 Long-range Transportation Planning	S0001 Salaries	Moving Payroll Costs from 1011 to 1012 for	257.60
12/16/2020	PG0636 Long-range Transportation Planning	S0001 Salaries	Moving Payroll Costs from 1011 to 1012 for	1,922.09
12/16/2020	PG0636 Long-range Transportation Planning	S0001 Salaries	Moving Payroll Costs from 1011 to 1012 for	2,972.27
12/16/2020	PG0636 Long-range Transportation Planning	S0001 Salaries	Moving Payroll Costs from 1011 to 1012 for	79.26
12/16/2020	PG0636 Long-range Transportation Planning	S0001 Salaries	Moving Payroll Costs from 1011 to 1012 for	79.26
12/16/2020	PG0636 Long-range Transportation Planning	S0001 Salaries	Moving Payroll Costs from 1011 to 1012 for	79.26
12/16/2020	PG0636 Long-range Transportation Planning	S0227 Overtime	Moving Payroll Costs from 1011 to 1012 for	59.44
12/16/2020	PG0636 Long-range Transportation Planning	S0005 PERS 2 / 3	Moving Payroll Costs from 1011 to 1012 for	383.16
12/16/2020	PG0636 Long-range Transportation Planning	S0005 PERS 2 / 3	Moving Payroll Costs from 1011 to 1012 for	10.20
12/16/2020	PG0636 Long-range Transportation Planning	S0005 PERS 2 / 3	Moving Payroll Costs from 1011 to 1012 for	10.19
12/16/2020	PG0636 Long-range Transportation Planning	S0005 PERS 2 / 3	Moving Payroll Costs from 1011 to 1012 for	10.19
12/16/2020	PG0636 Long-range Transportation Planning	S0005 PERS 2 / 3	Moving Payroll Costs from 1011 to 1012 for	12.74
12/16/2020	PG0636 Long-range Transportation Planning	S0005 PERS 2 / 3	Moving Payroll Costs from 1011 to 1012 for	7.65
12/16/2020	PG0636 Long-range Transportation Planning	S0005 PERS 2 / 3	Moving Payroll Costs from 1011 to 1012 for	56.26
12/16/2020	PG0636 Long-range Transportation Planning	S0005 PERS 2 / 3	Moving Payroll Costs from 1011 to 1012 for	68.81
12/16/2020	PG0636 Long-range Transportation Planning	S0005 PERS 2 / 3	Moving Payroll Costs from 1011 to 1012 for	33.26
12/16/2020	PG0636 Long-range Transportation Planning	S0005 PERS 2 / 3	Moving Payroll Costs from 1011 to 1012 for	7.65

12/16/2020	PG0636 Long-range Transportation Planning	S0005 PERS 2 / 3	Moving Payroll Costs from 1011 to 1012 for	10.28
12/16/2020	PG0636 Long-range Transportation Planning	S0005 PERS 2 / 3	Moving Payroll Costs from 1011 to 1012 for	10.19
12/16/2020	PG0636 Long-range Transportation Planning	S0005 PERS 2 / 3	Moving Payroll Costs from 1011 to 1012 for	1,006.30
12/16/2020	PG0636 Long-range Transportation Planning	S0005 PERS 2 / 3	Moving Payroll Costs from 1011 to 1012 for	33.21
12/16/2020	PG0636 Long-range Transportation Planning	S0005 PERS 2 / 3	Moving Payroll Costs from 1011 to 1012 for	247.29
12/16/2020	PG0636 Long-range Transportation Planning	S0009 Employer Taxes (SS/MED/SUI/WAPFL)	Moving Payroll Costs from 1011 to 1012 for	226.06
12/16/2020	PG0636 Long-range Transportation Planning	S0009 Employer Taxes (SS/MED/SUI/WAPFL)	Moving Payroll Costs from 1011 to 1012 for	6.02
12/16/2020	PG0636 Long-range Transportation Planning	S0009 Employer Taxes (SS/MED/SUI/WAPFL)	Moving Payroll Costs from 1011 to 1012 for	6.01
12/16/2020	PG0636 Long-range Transportation Planning	S0009 Employer Taxes (SS/MED/SUI/WAPFL)	Moving Payroll Costs from 1011 to 1012 for	6.01
12/16/2020	PG0636 Long-range Transportation Planning	S0009 Employer Taxes (SS/MED/SUI/WAPFL)	Moving Payroll Costs from 1011 to 1012 for	7.52
12/16/2020	PG0636 Long-range Transportation Planning	S0009 Employer Taxes (SS/MED/SUI/WAPFL)	Moving Payroll Costs from 1011 to 1012 for	4.53
12/16/2020	PG0636 Long-range Transportation Planning	S0009 Employer Taxes (SS/MED/SUI/WAPFL)	Moving Payroll Costs from 1011 to 1012 for	33.18
12/16/2020	PG0636 Long-range Transportation Planning	S0009 Employer Taxes (SS/MED/SUI/WAPFL)	Moving Payroll Costs from 1011 to 1012 for	40.73
12/16/2020	PG0636 Long-range Transportation Planning	S0009 Employer Taxes (SS/MED/SUI/WAPFL)	Moving Payroll Costs from 1011 to 1012 for	19.57
12/16/2020	PG0636 Long-range Transportation Planning	S0009 Employer Taxes (SS/MED/SUI/WAPFL)	Moving Payroll Costs from 1011 to 1012 for	4.52
12/16/2020	PG0636 Long-range Transportation Planning	S0009 Employer Taxes (SS/MED/SUI/WAPFL)	Moving Payroll Costs from 1011 to 1012 for	6.03
12/16/2020	PG0636 Long-range Transportation Planning	S0009 Employer Taxes (SS/MED/SUI/WAPFL)	Moving Payroll Costs from 1011 to 1012 for	6.03
12/16/2020	PG0636 Long-range Transportation Planning	S0009 Employer Taxes (SS/MED/SUI/WAPFL)	Moving Payroll Costs from 1011 to 1012 for	592.89
12/16/2020	PG0636 Long-range Transportation Planning	S0009 Employer Taxes (SS/MED/SUI/WAPFL)	Moving Payroll Costs from 1011 to 1012 for	19.58
12/16/2020	PG0636 Long-range Transportation Planning	S0009 Employer Taxes (SS/MED/SUI/WAPFL)	Moving Payroll Costs from 1011 to 1012 for	146.04



12/16/2020	PG0636 Long-range Transportation Planning	S0012 EAP premium	Moving Payroll Costs from 1011 to 1012 for	1.17
12/16/2020	PG0636 Long-range Transportation Planning	S0012 EAP premium	Moving Payroll Costs from 1011 to 1012 for	0.15
12/16/2020	PG0636 Long-range Transportation Planning	S0012 EAP premium	Moving Payroll Costs from 1011 to 1012 for	0.11
12/16/2020	PG0636 Long-range Transportation Planning	S0012 EAP premium	Moving Payroll Costs from 1011 to 1012 for	0.18
12/16/2020	PG0636 Long-range Transportation Planning	S0012 EAP premium	Moving Payroll Costs from 1011 to 1012 for	3.78
12/16/2020	PG0636 Long-range Transportation Planning	S0012 EAP premium	Moving Payroll Costs from 1011 to 1012 for	0.18
12/16/2020	PG0636 Long-range Transportation Planning	S0012 EAP premium	Moving Payroll Costs from 1011 to 1012 for	0.37
12/16/2020	PG0636 Long-range Transportation Planning	S0013 Medical Insurance	Moving Payroll Costs from 1011 to 1012 for	525.49
12/16/2020	PG0636 Long-range Transportation Planning	S0013 Medical Insurance	Moving Payroll Costs from 1011 to 1012 for	14.98
12/16/2020	PG0636 Long-range Transportation Planning	S0013 Medical Insurance	Moving Payroll Costs from 1011 to 1012 for	15.77
12/16/2020	PG0636 Long-range Transportation Planning	S0013 Medical Insurance	Moving Payroll Costs from 1011 to 1012 for	15.77
12/16/2020	PG0636 Long-range Transportation Planning	S0013 Medical Insurance	Moving Payroll Costs from 1011 to 1012 for	19.72
12/16/2020	PG0636 Long-range Transportation Planning	S0013 Medical Insurance	Moving Payroll Costs from 1011 to 1012 for	9.81
12/16/2020	PG0636 Long-range Transportation Planning	S0013 Medical Insurance	Moving Payroll Costs from 1011 to 1012 for	72.01
12/16/2020	PG0636 Long-range Transportation Planning	S0013 Medical Insurance	Moving Payroll Costs from 1011 to 1012 for	88.68
12/16/2020	PG0636 Long-range Transportation Planning	S0013 Medical Insurance	Moving Payroll Costs from 1011 to 1012 for	46.08
12/16/2020	PG0636 Long-range Transportation Planning	S0013 Medical Insurance	Moving Payroll Costs from 1011 to 1012 for	10.64
12/16/2020	PG0636 Long-range Transportation Planning	S0013 Medical Insurance	Moving Payroll Costs from 1011 to 1012 for	14.34
12/16/2020	PG0636 Long-range Transportation Planning	S0013 Medical Insurance	Moving Payroll Costs from 1011 to 1012 for	14.18
12/16/2020	PG0636 Long-range Transportation Planning	S0013 Medical Insurance	Moving Payroll Costs from 1011 to 1012 for	1,415.44

12/16/2020	PG0636 Long-range Transportation Planning	S0013 Medical Insurance	Moving Payroll Costs from 1011 to 1012 for	46.08
12/16/2020	PG0636 Long-range Transportation Planning	S0013 Medical Insurance	Moving Payroll Costs from 1011 to 1012 for	345.46
12/16/2020	PG0636 Long-range Transportation Planning	S0014 Industrial Insurance	Moving Payroll Costs from 1011 to 1012 for	97.93
12/16/2020	PG0636 Long-range Transportation Planning	S0014 Industrial Insurance	Moving Payroll Costs from 1011 to 1012 for	2.79
12/16/2020	PG0636 Long-range Transportation Planning	S0014 Industrial Insurance	Moving Payroll Costs from 1011 to 1012 for	2.62
12/16/2020	PG0636 Long-range Transportation Planning	S0014 Industrial Insurance	Moving Payroll Costs from 1011 to 1012 for	2.62
12/16/2020	PG0636 Long-range Transportation Planning	S0014 Industrial Insurance	Moving Payroll Costs from 1011 to 1012 for	3.28
12/16/2020	PG0636 Long-range Transportation Planning	S0014 Industrial Insurance	Moving Payroll Costs from 1011 to 1012 for	1.70
12/16/2020	PG0636 Long-range Transportation Planning	S0014 Industrial Insurance	Moving Payroll Costs from 1011 to 1012 for	15.01
12/16/2020	PG0636 Long-range Transportation Planning	S0014 Industrial Insurance	Moving Payroll Costs from 1011 to 1012 for	17.63
12/16/2020	PG0636 Long-range Transportation Planning	S0014 Industrial Insurance	Moving Payroll Costs from 1011 to 1012 for	7.65
12/16/2020	PG0636 Long-range Transportation Planning	S0014 Industrial Insurance	Moving Payroll Costs from 1011 to 1012 for	2.22
12/16/2020	PG0636 Long-range Transportation Planning	S0014 Industrial Insurance	Moving Payroll Costs from 1011 to 1012 for	2.32
12/16/2020	PG0636 Long-range Transportation Planning	S0014 Industrial Insurance	Moving Payroll Costs from 1011 to 1012 for	2.79
12/16/2020	PG0636 Long-range Transportation Planning	S0014 Industrial Insurance	Moving Payroll Costs from 1011 to 1012 for	224.87
12/16/2020	PG0636 Long-range Transportation Planning	S0014 Industrial Insurance	Moving Payroll Costs from 1011 to 1012 for	7.40
12/16/2020	PG0636 Long-range Transportation Planning	S0014 Industrial Insurance	Moving Payroll Costs from 1011 to 1012 for	63.78
12/16/2020	PG0636 Long-range Transportation Planning	S0015 Dental Insurance	Moving Payroll Costs from 1011 to 1012 for	0.81
12/16/2020	PG0636 Long-range Transportation Planning	S0015 Dental Insurance	Moving Payroll Costs from 1011 to 1012 for	5.91
12/16/2020	PG0636 Long-range Transportation Planning	S0015 Dental Insurance	Moving Payroll Costs from 1011 to 1012 for	7.29

12/16/2020	PG0636 Long-range Transportation Planning	S0015 Dental Insurance	Moving Payroll Costs from 1011 to 1012 for	3.79
12/16/2020	PG0636 Long-range Transportation Planning	S0015 Dental Insurance	Moving Payroll Costs from 1011 to 1012 for	0.87
12/16/2020	PG0636 Long-range Transportation Planning	S0015 Dental Insurance	Moving Payroll Costs from 1011 to 1012 for	1.18
12/16/2020	PG0636 Long-range Transportation Planning	S0015 Dental Insurance	Moving Payroll Costs from 1011 to 1012 for	1.16
12/16/2020	PG0636 Long-range Transportation Planning	S0015 Dental Insurance	Moving Payroll Costs from 1011 to 1012 for	116.27
12/16/2020	PG0636 Long-range Transportation Planning	S0015 Dental Insurance	Moving Payroll Costs from 1011 to 1012 for	3.78
12/16/2020	PG0636 Long-range Transportation Planning	S0015 Dental Insurance	Moving Payroll Costs from 1011 to 1012 for	28.39
12/16/2020	PG0636 Long-range Transportation Planning	S0015 Dental Insurance	Moving Payroll Costs from 1011 to 1012 for	43.08
12/16/2020	PG0636 Long-range Transportation Planning	S0015 Dental Insurance	Moving Payroll Costs from 1011 to 1012 for	1.23
12/16/2020	PG0636 Long-range Transportation Planning	S0015 Dental Insurance	Moving Payroll Costs from 1011 to 1012 for	1.30
12/16/2020	PG0636 Long-range Transportation Planning	S0015 Dental Insurance	Moving Payroll Costs from 1011 to 1012 for	1.30
12/16/2020	PG0636 Long-range Transportation Planning	S0015 Dental Insurance	Moving Payroll Costs from 1011 to 1012 for	1.62
12/16/2020	PG0636 Long-range Transportation Planning	S0017 Life Insurance	Moving Payroll Costs from 1011 to 1012 for	2.16
12/16/2020	PG0636 Long-range Transportation Planning	S0017 Life Insurance	Moving Payroll Costs from 1011 to 1012 for	0.06
12/16/2020	PG0636 Long-range Transportation Planning	S0017 Life Insurance	Moving Payroll Costs from 1011 to 1012 for	0.06
12/16/2020	PG0636 Long-range Transportation Planning	S0017 Life Insurance	Moving Payroll Costs from 1011 to 1012 for	0.06
12/16/2020	PG0636 Long-range Transportation Planning	S0017 Life Insurance	Moving Payroll Costs from 1011 to 1012 for	0.08
12/16/2020	PG0636 Long-range Transportation Planning	S0017 Life Insurance	Moving Payroll Costs from 1011 to 1012 for	0.04
12/16/2020	PG0636 Long-range Transportation Planning	S0017 Life Insurance	Moving Payroll Costs from 1011 to 1012 for	0.30
12/16/2020	PG0636 Long-range Transportation Planning	S0017 Life Insurance	Moving Payroll Costs from 1011 to 1012 for	0.36

12/16/2020	PG0636 Long-range Transportation Planning	S0017 Life Insurance	Moving Payroll Costs from 1011 to 1012 for	0.19
12/16/2020	PG0636 Long-range Transportation Planning	S0017 Life Insurance	Moving Payroll Costs from 1011 to 1012 for	0.04
12/16/2020	PG0636 Long-range Transportation Planning	S0017 Life Insurance	Moving Payroll Costs from 1011 to 1012 for	0.06
12/16/2020	PG0636 Long-range Transportation Planning	S0017 Life Insurance	Moving Payroll Costs from 1011 to 1012 for	0.06
12/16/2020	PG0636 Long-range Transportation Planning	S0017 Life Insurance	Moving Payroll Costs from 1011 to 1012 for	5.73
12/16/2020	PG0636 Long-range Transportation Planning	S0017 Life Insurance	Moving Payroll Costs from 1011 to 1012 for	0.19
12/16/2020	PG0636 Long-range Transportation Planning	S0017 Life Insurance	Moving Payroll Costs from 1011 to 1012 for	1.41
12/16/2020	PG0636 Long-range Transportation Planning	S0357 General Liability Insurance Premiums	Moving Payroll Costs from 1011 to 1012 for	134.93
12/16/2020	PG0636 Long-range Transportation Planning	S0357 General Liability Insurance Premiums	Moving Payroll Costs from 1011 to 1012 for	3.85
12/16/2020	PG0636 Long-range Transportation Planning	S0357 General Liability Insurance Premiums	Moving Payroll Costs from 1011 to 1012 for	4.05
12/16/2020	PG0636 Long-range Transportation Planning	S0357 General Liability Insurance Premiums	Moving Payroll Costs from 1011 to 1012 for	4.05
12/16/2020	PG0636 Long-range Transportation Planning	S0357 General Liability Insurance Premiums	Moving Payroll Costs from 1011 to 1012 for	5.06
12/16/2020	PG0636 Long-range Transportation Planning	S0357 General Liability Insurance Premiums	Moving Payroll Costs from 1011 to 1012 for	2.52
12/16/2020	PG0636 Long-range Transportation Planning	S0357 General Liability Insurance Premiums	Moving Payroll Costs from 1011 to 1012 for	18.48
12/16/2020	PG0636 Long-range Transportation Planning	S0357 General Liability Insurance Premiums	Moving Payroll Costs from 1011 to 1012 for	22.77
12/16/2020	PG0636 Long-range Transportation Planning	S0357 General Liability Insurance Premiums	Moving Payroll Costs from 1011 to 1012 for	11.83
12/16/2020	PG0636 Long-range Transportation Planning	S0357 General Liability Insurance Premiums	Moving Payroll Costs from 1011 to 1012 for	2.73
12/16/2020	PG0636 Long-range Transportation Planning	S0357 General Liability Insurance Premiums	Moving Payroll Costs from 1011 to 1012 for	3.68
12/16/2020	PG0636 Long-range Transportation Planning	S0357 General Liability Insurance Premiums	Moving Payroll Costs from 1011 to 1012 for	3.64
12/16/2020	PG0636 Long-range Transportation Planning	S0357 General Liability Insurance Premiums	Moving Payroll Costs from 1011 to 1012 for	363.42

12/16/2020	PG0636 Long-range Transportation Planning	S0357 General Liability Insurance Premiums	Moving Payroll Costs from 1011 to 1012 for	11.83
12/16/2020	PG0636 Long-range Transportation Planning	S0357 General Liability Insurance Premiums	Moving Payroll Costs from 1011 to 1012 for	88.69
12/16/2020	PG0636 Long-range Transportation Planning	S0019 Disability Insurance	Moving Payroll Costs from 1011 to 1012 for	20.74
12/16/2020	PG0636 Long-range Transportation Planning	S0019 Disability Insurance	Moving Payroll Costs from 1011 to 1012 for	0.59
12/16/2020	PG0636 Long-range Transportation Planning	S0019 Disability Insurance	Moving Payroll Costs from 1011 to 1012 for	0.62
12/16/2020	PG0636 Long-range Transportation Planning	S0019 Disability Insurance	Moving Payroll Costs from 1011 to 1012 for	0.62
12/16/2020	PG0636 Long-range Transportation Planning	S0019 Disability Insurance	Moving Payroll Costs from 1011 to 1012 for	0.78
12/16/2020	PG0636 Long-range Transportation Planning	S0019 Disability Insurance	Moving Payroll Costs from 1011 to 1012 for	0.39
12/16/2020	PG0636 Long-range Transportation Planning	S0019 Disability Insurance	Moving Payroll Costs from 1011 to 1012 for	2.84
12/16/2020	PG0636 Long-range Transportation Planning	S0019 Disability Insurance	Moving Payroll Costs from 1011 to 1012 for	3.50
12/16/2020	PG0636 Long-range Transportation Planning	S0019 Disability Insurance	Moving Payroll Costs from 1011 to 1012 for	1.82
12/16/2020	PG0636 Long-range Transportation Planning	S0019 Disability Insurance	Moving Payroll Costs from 1011 to 1012 for	0.42
12/16/2020	PG0636 Long-range Transportation Planning	S0019 Disability Insurance	Moving Payroll Costs from 1011 to 1012 for	0.57
12/16/2020	PG0636 Long-range Transportation Planning	S0019 Disability Insurance	Moving Payroll Costs from 1011 to 1012 for	0.56
12/16/2020	PG0636 Long-range Transportation Planning	S0019 Disability Insurance	Moving Payroll Costs from 1011 to 1012 for	55.85
12/16/2020	PG0636 Long-range Transportation Planning	S0019 Disability Insurance	Moving Payroll Costs from 1011 to 1012 for	1.82
12/16/2020	PG0636 Long-range Transportation Planning	S0019 Disability Insurance	Moving Payroll Costs from 1011 to 1012 for	13.63

173,433.35 TOTAL

**2021 - 2026 Transportation Improvement Program  
Project Funding Analysis**

RANK	Project Name	Phase	Spent to Date	2021				2022				2023				2024				2025				2026				Cost to Complete	Project Total	TIF Area Eligibility
				CRF	TIF	Grants / Loans	Other	CRF	TIF	Grants / Loans	Other	CRF	TIF	Grants / Loans	Other	CRF	TIF	Grants / Loans	Other	CRF	TIF	Grants / Loans	Other	CRF	TIF	Grants / Loans	Other			
<b>IMPROVEMENT PROJECTS</b>																														
A	Highway 99 Corridor Improvements (Highway 99 NE 99th Street) Project #: 351022	PE	957,000	0	0	0	0	0	0	0	0	0	0	0	0	0	0	0	0	0	0	0	0	0	0	0	0	957,000	6,648,000	
		ROW	483,000	0	0	0	0	0	0	0	0	0	0	0	0	0	0	0	0	0	0	0	0	0	0	0	0	483,000	Hazel Dell 2 (3166) Hazel Dell TIF (3062)	
		CN	1,100,000	1,000	25,000	165,000	0	0	0	0	0	0	0	0	0	0	0	0	0	0	0	0	0	0	0	0	0	1,291,000		
		<b>Total</b>	<b>2,540,000</b>		<b>191,000</b>		<b>0</b>		<b>0</b>		<b>0</b>		<b>0</b>		<b>0</b>		<b>0</b>		<b>0</b>		<b>0</b>		<b>0</b>		<b>0</b>		<b>0</b>	<b>2,731,000</b>		
B	I-5/NE 179th Street (NE Delfel Road NE 15th Avenue) Project #: 390222	PE	1,520,000	1,000	100,000	649,000	0	0	0	0	0	0	0	0	0	0	0	0	0	0	0	0	0	0	0	0	2,270,000	12,926,000		
		ROW	1,499,000	0	0	0	0	0	0	0	0	0	0	0	0	0	0	0	0	0	0	0	0	0	0	0	0	1,499,000	Mt. Vista 2 (3167) Regional TIF	
		CN	0	0	0	0	0	0	0	0	0	0	0	0	0	0	0	0	0	0	0	0	0	0	0	0	0	0	0	
		<b>Total</b>	<b>3,019,000</b>		<b>750,000</b>		<b>0</b>		<b>0</b>		<b>0</b>		<b>0</b>		<b>0</b>		<b>0</b>		<b>0</b>		<b>0</b>		<b>0</b>		<b>0</b>		<b>0</b>	<b>3,769,000</b>		
C	NE Delfel Road (NE 179th Street NE 189th Street) Project #: TBD	PE	0	1,000	1,000	10,000	100,000	0	0	0	500,000	0	768,000	0	0	0	0	0	0	0	0	0	0	0	0	0	0	1,380,000	9,800,000	
		ROW	0	0	0	0	0	0	0	0	1,000,000	560,000	0	500,000	43,000	500,000	0	357,000	0	0	0	0	0	0	0	0	0	2,960,000	Mt. Vista 2 (3167) Regional TIF	
		CN	0	0	0	0	0	0	0	0	0	0	0	0	0	0	0	0	0	2,920,000	6,000,000	0	0	0	0	0	8,920,000			
		<b>Total</b>	<b>0</b>		<b>112,000</b>		<b>500,000</b>		<b>2,828,000</b>		<b>900,000</b>		<b>8,920,000</b>		<b>0</b>		<b>0</b>		<b>0</b>		<b>0</b>		<b>0</b>		<b>0</b>		<b>0</b>	<b>13,260,000</b>		
D	NE 10th Avenue (NE 149th Street NE 154th Street) Project #: 323322	PE	1,662,000	0	0	0	0	0	0	0	0	0	0	0	0	0	0	0	0	0	0	0	0	0	0	0	1,662,000	5,743,000		
		ROW	1,240,000	0	0	0	0	0	0	0	0	0	0	0	0	0	0	0	0	0	0	0	0	0	0	0	1,240,000	Mt. Vista (3061) Mt. Vista 2 (3167)		
		CN	410,000	185,000	2,257,000	2,945,000	954,000	1,000,000	75,000	50,000	2,306,000	30,000	0	40,000	0	0	0	0	0	0	0	0	0	0	0	0	0	10,252,000		
		<b>Total</b>	<b>3,312,000</b>		<b>6,341,000</b>		<b>3,431,000</b>		<b>70,000</b>		<b>0</b>		<b>0</b>		<b>0</b>		<b>0</b>		<b>0</b>		<b>0</b>		<b>0</b>		<b>0</b>		<b>0</b>	<b>13,154,000</b>		
E	NE 15th Avenue (NE 179th Street NE 10th Avenue) Project #: 372222	PE	332,000	1,000	21,000	400,000	57,000	0	548,000	100,000	146,000	0	0	0	0	0	0	0	0	0	0	0	0	0	0	0	1,605,000	14,359,000		
		ROW	0	0	0	0	0	0	252,000	0	0	0	0	0	0	0	0	0	0	0	0	0	0	0	0	0	252,000	Mt. Vista (3061) Mt. Vista 2 (3167) Regional TIF		
		CN	0	0	0	0	0	0	0	0	0	1,952,000	0	2,948,000	0	3,000,000	1,900,000	1,089,000	0	0	0	0	0	0	0	0	10,889,000			
		<b>Total</b>	<b>332,000</b>		<b>479,000</b>		<b>1,046,000</b>		<b>4,900,000</b>		<b>5,989,000</b>		<b>0</b>		<b>0</b>		<b>0</b>		<b>0</b>		<b>0</b>		<b>0</b>		<b>0</b>		<b>0</b>	<b>12,746,000</b>		
F	NE 99th Street (NE 94th Avenue Vicinity of NE 117th Avenue SR 503) Project #: 350722	PE	1,363,000	125,000	3,000	0	19,000	0	0	0	0	0	0	0	0	0	0	0	0	0	0	0	0	0	0	0	1,510,000	3,547,000		
		ROW	2,052,000	0	0	0	873,000	0	0	0	0	0	0	0	0	0	0	0	0	0	0	0	0	0	0	0	2,925,000	Orchards 2 (3168) Regional TIF		
		CN	1,000	0	200,000	300,000	0	554,000	3,927,000	4,519,000	3,925,000	202,000	3,273,000	1,600,000	648,000	0	0	0	0	0	0	0	0	0	0	0	19,149,000			
		<b>Total</b>	<b>3,416,000</b>		<b>1,520,000</b>		<b>9,000,000</b>		<b>9,000,000</b>		<b>648,000</b>		<b>0</b>		<b>0</b>		<b>0</b>		<b>0</b>		<b>0</b>		<b>0</b>		<b>0</b>		<b>0</b>	<b>23,584,000</b>		
G	NE 179th Street at NE 29th Avenue (Intersection Improvement) Project #: 300322	PE	360,000	8,000	245,000	50,000	547,000	0	1,333,000	50,000	117,000	0	70,000	250,000	0	0	0	0	0	0	0	0	0	0	0	0	3,030,000	8,780,000		
		ROW	0	490,000	0	0	10,000	0	292,000	0	1,493,000	0	0	0	0	0	0	0	0	0	0	0	0	0	0	0	2,285,000	Mt. Vista 2 (3167)		
		CN	0	0	0	0	0	0	0	0	2,000	5,000	0	0	679,000	1,726,000	1,050,000	9,800,000	254,000	255,000	0	3,695,000	0	0	0	17,466,000				
		<b>Total</b>	<b>360,000</b>		<b>1,350,000</b>		<b>3,285,000</b>		<b>327,000</b>		<b>13,255,000</b>		<b>4,204,000</b>		<b>0</b>		<b>0</b>		<b>0</b>		<b>0</b>		<b>0</b>		<b>0</b>		<b>0</b>	<b>22,781,000</b>		
H	NE 179th Street at NE 50th Avenue (Intersection Improvement) Project #: 300422	PE	315,000	1,000	74,000	250,000	275,000	40,000	100,000	100,000	410,000	0	183,000	0	252,000	0	0	0	0	0	0	0	0	0	0	0	2,000,000	2,974,000		
		ROW	0	0	0	0	300,000	0	100,000	0	1,037,000	0	0	0	0	0	0	0	0	0	0	0	0	0	0	0	1,437,000	Mt. Vista 2 (3167)		
		CN	0	0	0	0	0	0	0	0	2,000	4,000	0	1,000	3,000,000	500,000	3,250,000	1,850,000	0	855,000	0	1,833,000	0	0	0	0	11,295,000			
		<b>Total</b>	<b>315,000</b>		<b>900,000</b>		<b>1,787,000</b>		<b>442,000</b>		<b>8,600,000</b>		<b>2,688,000</b>		<b>0</b>		<b>0</b>		<b>0</b>		<b>0</b>		<b>0</b>		<b>0</b>		<b>0</b>	<b>14,732,000</b>		
I	Miscellaneous Projects (Various Locations) Project #: TBD	PE	0	0	0	0	0	0	0	0	0	0	0	0	0	0	0	0	0	0	0	0	0	0	0	0	0	0		
		ROW	0	0	0	0	0	0	0	0	0	0	0	0	0	0	0	0	0	0	0	0	0	0	0	0	0	0		
		CN	100,000	100,000	0	0	100,000	0	0	0	100,000	0	0	0	100,000	0	0	0	0	100,000	0	0	0	100,000	0	0	0	700,000		
		<b>Total</b>	<b>100,000</b>		<b>100,000</b>		<b>100,000</b>		<b>100,000</b>		<b>100,000</b>		<b>100,000</b>		<b>100,000</b>		<b>100,000</b>		<b>100,000</b>		<b>100,000</b>		<b>100,000</b>		<b>100,000</b>		<b>0</b>	<b>700,000</b>		
1	NE 72nd Avenue (NE 122nd Street NE 133rd Street) Project #: TBD	PE	0	10,000	53,000	0	0	0	0	0	20,000	100,000	0	0	0	137,000	0	0	0	0	200,000	280,000	0	0	0	0	800,000	2,692,000		
		ROW	0	0	0	0	0	0	0	0	0	0	0	0	0	372,000	500,000	0	0	628,000	1,000,000	0	0	0	0	2,500,000	Mt. Vista 2 (3167) Orchards 2 (3168) Regional TIF Rural (3169)			
		CN	0	0	0	0	0	0	0	0	0	0	0	0	0	0	0	0	0	0	0	0	0	1,202,000	2,500,000	0	3,798,000	7,500,000		
		<b>Total</b>	<b>0</b>		<b>63,000</b>		<b>0</b>		<b>120,000</b>		<b>1,009,000</b>		<b>2,108,000</b>		<b>3,702,000</b>		<b>3,798,000</b>		<b>10,800,000</b>		<b>19,300,000</b>		<b>24,350,000</b>		<b>19,300,000</b>	<b>24,350,000</b>				
2	NE 179th Street (NE 29th Avenue NE 50th Avenue) Project #: TBD	PE	0	65,000	35,000	0	0	0	0	0	0	0	0	0	0	0	0	0	0	100,000	200,000	0	500,000	750,000	800,000	0	50,000	2,500,000	6,000,000	
		ROW	0	0	0	0	0	0	0	0	0	0	0	0	0	0	0	0	0	200,000	500,000	0	900,000	500,000	500,000	0	400,000	3,000,000	Mt. Vista 2 (3167) Regional TIF	
		CN	0	0	0	0	0	0	0	0	0	0	0	0	0	0	0	0	0	0	0	0	0	0	0	0	18,850,000	18,850,000		
		<b>Total</b>	<b>0</b>		<b>100,000</b>		<b>0</b>		<b>0</b>		<b>0</b>		<b>0</b>		<b>0</b>		<b>0</b>		<b>1,000,000</b>		<b>3,950,000</b>		<b>19,300,000</b>		<b>24,350,000</b>	<b>24,350,000</b>				

PE = Preliminary Engineering ROW = Right-of-Way CN = Construction  
CRF = County Road Fund TIF = Traffic Impact Fees

Note: Projects B, C, E, G & H are reasonably funded contingent on receiving full funding per Council TIP Resolution No. 2019-11-01

## 2021 - 2026 Transportation Improvement Program Project Funding Analysis

RANK	Project Name	Phase	Spent to Date	2021				2022				2023				2024				2025				2026				Cost to Complete	Project Total	TIF Area Eligibility
				CRF	TIF	Grants / Loans	Other	CRF	TIF	Grants / Loans	Other	CRF	TIF	Grants / Loans	Other	CRF	TIF	Grants / Loans	Other	CRF	TIF	Grants / Loans	Other	CRF	TIF	Grants / Loans	Other			
3	NE 179th Street (NE 15th Avenue NE 29th Avenue) Project #: TBD	PE	0	65,000	35,000	0	0	0	0	0	0	0	0	0	0	0	0	0	0	100,000	200,000	0	0	400,000	1,000,000	600,000	0	100,000	2,500,000	6,000,000 Mt. Vista 2 (3167) Regional TIF
		ROW	0	0	0	0	0	0	0	0	0	0	0	0	0	0	0	0	0	200,000	500,000	0	0	700,000	1,000,000	500,000	0	100,000	3,000,000	
		CN	0	0	0	0	0	0	0	0	0	0	0	0	0	0	0	0	0	0	0	0	0	0	0	0	0	18,840,000	18,840,000	
		<b>Total</b>	<b>0</b>	<b>65,000</b>	<b>35,000</b>	<b>0</b>	<b>0</b>	<b>0</b>	<b>0</b>	<b>0</b>	<b>0</b>	<b>0</b>	<b>0</b>	<b>0</b>	<b>0</b>	<b>0</b>	<b>0</b>	<b>0</b>	<b>0</b>	<b>0</b>	<b>1,000,000</b>	<b>2,000,000</b>	<b>0</b>	<b>0</b>	<b>4,000,000</b>	<b>2,000,000</b>	<b>600,000</b>	<b>0</b>	<b>19,040,000</b>	
4	NE 152nd Avenue (Padden Parkway NE 99th Street) Project #: 301022	PE	30,000	97,000	3,000	100,000	0	20,000	50,000	100,000	0	139,000	6,000	300,000	0	0	0	0	0	0	0	0	0	0	0	0	0	0	845,000	2,405,000 Orchards 2 (3168)
		ROW	0	0	0	0	0	203,000	153,000	0	0	373,000	71,000	0	0	0	0	0	0	0	0	0	0	0	0	0	0	0	800,000	
		CN	0	0	0	0	0	0	0	0	0	0	0	0	0	2,000,000	300,000	2,000,000	0	1,200,000	350,000	1,000,000	0	0	0	0	0	150,000	7,000,000	
		<b>Total</b>	<b>30,000</b>	<b>97,000</b>	<b>3,000</b>	<b>100,000</b>	<b>0</b>	<b>219,000</b>	<b>303,000</b>	<b>100,000</b>	<b>0</b>	<b>412,000</b>	<b>77,000</b>	<b>300,000</b>	<b>0</b>	<b>2,000,000</b>	<b>300,000</b>	<b>2,000,000</b>	<b>0</b>	<b>1,200,000</b>	<b>350,000</b>	<b>1,000,000</b>	<b>0</b>	<b>0</b>	<b>0</b>	<b>0</b>	<b>0</b>	<b>150,000</b>	<b>8,645,000</b>	
9	NE 182nd Avenue at SR 500 (Intersection Improvement) Project #: 390622	PE	160,000	20,000	25,000	0	0	5,000	0	0	0	0	0	0	0	0	0	0	0	0	0	0	0	0	0	0	0	210,000	1,964,000 Orchards 2 (3168) Regional TIF	
		ROW	0	0	0	0	0	0	20,000	0	80,000	0	0	0	0	0	0	0	0	0	0	0	0	0	0	0	0	100,000		
		CN	0	0	0	0	0	0	0	0	0	0	81,000	400,000	800,000	0	0	0	0	0	0	0	0	0	0	0	0	400,000		1,681,000
		<b>Total</b>	<b>160,000</b>	<b>20,000</b>	<b>25,000</b>	<b>0</b>	<b>0</b>	<b>5,000</b>	<b>20,000</b>	<b>0</b>	<b>80,000</b>	<b>0</b>	<b>81,000</b>	<b>400,000</b>	<b>800,000</b>	<b>0</b>	<b>0</b>	<b>0</b>	<b>0</b>	<b>0</b>	<b>0</b>	<b>0</b>	<b>0</b>	<b>0</b>	<b>0</b>	<b>0</b>	<b>0</b>	<b>400,000</b>		<b>1,991,000</b>
<b>ONGOING PROGRAMS</b>																														
NA	Advanced Right-of-Way Purchases Program (Various Locations) Project #: 323911	PE	2,000	0	0	0	0	0	0	0	0	0	0	0	0	0	0	0	0	0	0	0	0	0	0	0	0	2,000	0	
		ROW	1,254,000	10,000	0	0	0	10,000	0	0	0	10,000	0	0	0	10,000	0	0	0	10,000	0	0	0	10,000	0	0	0	0		1,314,000
		CN	0	0	0	0	0	0	0	0	0	0	0	0	0	0	0	0	0	0	0	0	0	0	0	0	0	0		0
		<b>Total</b>	<b>1,256,000</b>	<b>10,000</b>	<b>0</b>	<b>0</b>	<b>0</b>	<b>10,000</b>	<b>0</b>	<b>0</b>	<b>0</b>	<b>10,000</b>	<b>0</b>	<b>0</b>	<b>0</b>	<b>10,000</b>	<b>0</b>	<b>0</b>	<b>0</b>	<b>10,000</b>	<b>0</b>	<b>0</b>	<b>0</b>	<b>10,000</b>	<b>0</b>	<b>0</b>	<b>0</b>	<b>0</b>		<b>1,316,000</b>
NA	Bridge and Culvert Replace/Repair/Rehabilitation Program (Various Locations) Project #: TBD	PE	1,475,000	124,000	74,000	819,000	0	22,000	0	277,000	0	10,000	0	0	0	10,000	0	0	0	10,000	0	0	0	10,000	0	0	0	46,000	2,877,000	740,000 Rural (3169)
		ROW	228,000	158,000	0	0	0	0	0	0	0	0	0	0	0	0	0	0	0	0	0	0	0	0	0	0	0	0	386,000	
		CN	1,284,000	155,000	65,000	569,000	679,000	211,000	0	2,934,000	0	390,000	0	778,000	0	240,000	0	500,000	0	240,000	0	500,000	0	240,000	0	500,000	0	0	9,285,000	
		<b>Total</b>	<b>2,987,000</b>	<b>264,000</b>	<b>139,000</b>	<b>1,388,000</b>	<b>679,000</b>	<b>423,000</b>	<b>0</b>	<b>3,161,000</b>	<b>0</b>	<b>730,000</b>	<b>0</b>	<b>778,000</b>	<b>0</b>	<b>480,000</b>	<b>0</b>	<b>1,000,000</b>	<b>0</b>	<b>480,000</b>	<b>0</b>	<b>1,000,000</b>	<b>0</b>	<b>480,000</b>	<b>0</b>	<b>1,000,000</b>	<b>0</b>	<b>46,000</b>	<b>12,548,000</b>	
NA	Road Preservation Program / County Wide Overlays Program (Various Locations) Project #: TBD	PE	1,088,000	330,000	28,000	154,000	0	290,000	0	0	0	290,000	0	0	0	290,000	0	0	0	290,000	0	0	0	240,000	0	0	0	680,000	3,680,000	1,536,000 Rural 1 (3059)
		ROW	360,000	0	10,000	0	0	0	0	0	0	0	0	0	0	0	0	0	0	0	0	0	0	0	0	0	0	370,000		
		CN	2,289,000	4,172,000	0	0	700,000	4,569,000	40,000	2,149,000	700,000	4,340,000	0	700,000	0	3,984,000	0	700,000	0	4,340,000	0	700,000	0	4,340,000	0	700,000	0	6,270,000	40,693,000	
		<b>Total</b>	<b>3,737,000</b>	<b>4,502,000</b>	<b>38,000</b>	<b>154,000</b>	<b>700,000</b>	<b>7,409,000</b>	<b>40,000</b>	<b>2,149,000</b>	<b>700,000</b>	<b>7,680,000</b>	<b>0</b>	<b>700,000</b>	<b>0</b>	<b>7,968,000</b>	<b>0</b>	<b>700,000</b>	<b>0</b>	<b>7,680,000</b>	<b>0</b>	<b>700,000</b>	<b>0</b>	<b>7,680,000</b>	<b>0</b>	<b>700,000</b>	<b>0</b>	<b>6,950,000</b>	<b>44,743,000</b>	
NA	Rural Road Improvements Program (Various Locations) Project #: 361822	PE	1,346,000	35,000	0	100,000	0	25,000	0	230,000	0	55,000	0	0	0	10,000	0	0	0	10,000	0	0	0	10,000	0	0	0	1,821,000	700,000 Rural 1 (3059)	
		ROW	419,000	0	0	0	0	295,000	0	0	0	0	0	0	0	0	0	0	0	0	0	0	0	0	0	0	0	714,000		
		CN	2,212,000	1,662,000	0	0	0	384,000	0	700,000	0	11,000	0	1,564,000	0	275,000	0	1,336,000	0	220,000	0	500,000	0	22,000	0	500,000	0	0		9,386,000
		<b>Total</b>	<b>3,977,000</b>	<b>1,697,000</b>	<b>0</b>	<b>100,000</b>	<b>0</b>	<b>604,000</b>	<b>0</b>	<b>929,000</b>	<b>0</b>	<b>76,000</b>	<b>0</b>	<b>1,564,000</b>	<b>0</b>	<b>285,000</b>	<b>0</b>	<b>1,336,000</b>	<b>0</b>	<b>242,000</b>	<b>0</b>	<b>500,000</b>	<b>0</b>	<b>32,000</b>	<b>0</b>	<b>500,000</b>	<b>0</b>	<b>11,921,000</b>		
NA	Sidewalks Program (Various Locations) Project #: 300111	PE	1,798,000	1,025,000	12,000	208,000	20,000	650,000	0	100,000	0	650,000	0	0	0	650,000	0	0	0	565,000	0	0	0	125,000	0	0	0	667,000	6,470,000	1,788,000 Orchards 2 (3168)
		ROW	32,000	105,000	46,000	0	305,000	20,000	0	0	0	20,000	0	0	0	0	0	0	0	10,000	0	0	0	10,000	0	0	0	1,320,000	1,868,000	
		CN	473,000	1,775,000	0	0	0	1,666,000	13,000	3,215,000	375,000	1,806,000	10,000	1,674,000	778,000	1,790,000	0	350,000	0	1,790,000	0	250,000	0	1,740,000	0	300,000	0	4,235,000	22,240,000	
		<b>Total</b>	<b>2,303,000</b>	<b>2,905,000</b>	<b>58,000</b>	<b>208,000</b>	<b>20,000</b>	<b>3,116,000</b>	<b>13,000</b>	<b>3,215,000</b>	<b>375,000</b>	<b>3,476,000</b>	<b>10,000</b>	<b>1,674,000</b>	<b>778,000</b>	<b>3,440,000</b>	<b>0</b>	<b>350,000</b>	<b>0</b>	<b>3,440,000</b>	<b>0</b>	<b>250,000</b>	<b>0</b>	<b>3,450,000</b>	<b>0</b>	<b>300,000</b>	<b>0</b>	<b>6,222,000</b>	<b>30,578,000</b>	
NA	Transportation Safety Improvement Program (Various Locations) Project #: 314122	PE	714,000	255,000	0	515,000	74,000	296,000	0	491,000	18,000	217,000	0	68,000	0	270,000	0	0	0	280,000	0	0	0	180,000	0	0	0	0	3,378,000	0
		ROW	2,000	125,000	0	0	0	75,000	0	0	0	0	0	0	0	0	0	0	0	0	0	0	0	0	0	0	0	202,000		
		CN	558,000	920,000	0	390,000	49,000	1,145,000	0	2,733,000	0	1,766,000	0	200,000	49,000	1,113,000	0	1,512,000	0	1,240,000	0	0	0	490,000	0	0	0	350,000	12,515,000	
		<b>Total</b>	<b>1,274,000</b>	<b>1,300,000</b>	<b>0</b>	<b>905,000</b>	<b>123,000</b>	<b>4,156,000</b>	<b>0</b>	<b>7,709,000</b>	<b>0</b>	<b>3,046,000</b>	<b>0</b>	<b>200,000</b>	<b>49,000</b>	<b>2,883,000</b>	<b>0</b>	<b>1,512,000</b>	<b>0</b>	<b>2,520,000</b>	<b>0</b>	<b>0</b>	<b>0</b>	<b>670,000</b>	<b>0</b>	<b>0</b>	<b>0</b>	<b>350,000</b>	<b>16,095,000</b>	
NA	Urban Development Road Program (Various Locations) Project #: TBD	PE	0	5,000	0	0	0	5,000	0	0	0	5,000	0	0	0	5,000	0	0	0	5,000	0	0	0	5,000	0	0	0	30,000	0	
		ROW	0	0	0	0	0	0	0	0	0	0	0	0	0	0	0	0	0	0	0	0	0	0	0	0	0	0		
		CN	0	0	0	0	0	0	0	0	0	0	0	0	0	0	0	0	0	0	0	0	0	0	0	0	0	0		
		<b>Total</b>	<b>0</b>	<b>5,000</b>	<b>0</b>	<b>0</b>	<b>0</b>	<b>5,000</b>	<b>0</b>	<b>0</b>	<b>0</b>	<b>5,000</b>	<b>0</b>	<b>0</b>	<b>0</b>	<b>5,000</b>	<b>0</b>	<b>0</b>	<b>0</b>	<b>5,000</b>	<b>0</b>	<b>0</b>	<b>0</b>	<b>5,000</b>	<b>0</b>	<b>0</b>	<b>0</b>	<b>30,000</b>		

Totals																															
Revenue Sources				CRF	TIF	Grants / Loans	Other	CRF	TIF	Grants / Loans	Other	CRF	TIF	Grants / Loans	Other	CRF	TIF	Grants / Loans	Other	CRF	TIF	Grants / Loans	Other	CRF	TIF	Grants / Loans	Other				
<b>Annual Totals by Funding</b>				12,026,000	3,312,000	7,624,000	4,962,000	11,026,000	3,535,000	17,156,000	11,701,000	15,161,000	4,012,000	8,507,000	7,668,000	15,117,000	6,535,000	12,398,000	13,796,000	10,564,000	5,808,000	10,930,000	6,228,000	10,022,000	4,452,000	6,200,000	700,000	<b>6-Year TIP Total 209,440,000</b>			
<b>Annual Totals by Phase</b>				PE	ROW	CN	Other	PE	ROW	CN	Other	PE																			

## ANNUAL CONSTRUCTION PROGRAM FOR 2021

**(7) TYPE OF WORK CODES**

- A. GRADING DRAINAGE
- B. BASE TOP COURSE
- C. BITUM SURF TREATMENT
- D. AC/PCC PAVEMENT
- E. CURBS GUTTERS
- F. SIDEWALKS
- G. TRAFFIC FACILITIES
- H. PATHS, TRAILS, BIKEWAYS
- I. BRIDGES
- J. FERRY FACILITIES
- K. ENVIRONMENTAL MITIGATION
- L. FISH PASSAGE

**COUNTY FORCES COMPUTATION**

- (A) TOTAL CONSTRUCTION PROGRAM (Columns 14 + 15 + 16) \$18,268
- (B) COMPUTED COUNTY FORCES LIMIT \$3,390
- (C) TOTAL COUNTY FORCES CONST. PROGRAM (Column 16) \$281

**CLARK COUNTY**

- Current Population: 488,241
- Date Recommended Program Submitted: 08/19/2020
- Date of Environmental Assessment: 10/30/2020
- Date of Final Adoption: 11/03/2020
- Ordinance/Resolution Number: 2020-11-02

**LINE (C) MUST BE SMALLER THAN LINE (B)**

Environmental Assessment: S = Significant I = Insignificant E = Exempt

1	2	3	4	5	6	7	8	9	10	11	12	13	14	15	16	17
Item No.	6YR Rank	Road Log No.	ROAD/PROJECT NAME AND LOCATION (Termini description or MP's; Bridge#)	Project Length (miles)	Func. Class	Work Code(s)	Environ. Assessmt.	County	Source of Funds (\$1,000's)		Estimated Expenditures (\$1,000's)					Total
									Source (Amount)	Other Funds	PE	ROW	CE	Construction		
														Contract	County Forces	
<b>Improvement Projects</b>																
1	A	14510 91110	<b>Highway 99 Corridor Improvements</b> (Highway 99 - NE 99th Street) Project #: 351022	0.25	14	ABDEFGHK	I	1	TIF (25),STBG-UL (165)	0	0	28	163	0	0	191
2	B	94300 94360	<b>I-5/NE 179th Street</b> (NE Delfel Road - NE 15th Avenue) Project #: 390222	0.47	16	ABDEFG	S	1	TIF (100),STBG-UL (649)	750	0	0	0	0	0	750
3	C	41860	<b>NE Delfel Road</b> (NE 179th Street - NE 189th Street) Project #: TBD	0.53	17	ABDGK	S	1	REET 2 (100) TIF (1),STBG-UL (10)	112	0	0	0	0	0	112
4	D	41150	<b>NE 10th Avenue</b> (NE 149th Street - NE 154th Street) Project #: 323322	0.34	17	ABDEFGHK L	S	185	REET 2 (954) TIF (2257),HIP (UL) (1362),STBG-UL (1583)	0	0	989	5,257	95	0	6,341
5	E	43110	<b>NE 15th Avenue</b> (NE 179th Street - NE 10th Avenue) Project #: 372222	0.75	16	ABDEFGHL	S	1	REET 2 (47) TIF (21),Partnership (10),STBG-UL (400)	479	0	0	0	0	0	479
6	F	23940	<b>NE 99th Street</b> (NE 94th Avenue - Vicinity of NE 117th Avenue (SR 503)) Project #: 350722	1.10	16	ABDEFGHK	S	125	REET 2 (892) TIF (203),STBG-UL (200),UCP (100)	147	873	74	426	0	0	1,520
7	G	43330 94360	<b>NE 179th Street at NE 29th Avenue</b> (Intersection Improvement) Project #: 300322	0.16	14	ABDEFG	I	498	REET 2 (557) TIF (245),WQC (50)	850	500	0	0	0	0	1,350
8	H	44390 94360	<b>NE 179th Street at NE 50th Avenue</b> (Intersection Improvement) Project #: 300422	0.16	07	ABDEFG	I	1	REET 2 (565) TIF (74),Partnership (10),STBG-UL (200),WQC (50)	600	300	0	0	0	0	900
9	I	NA	<b>Miscellaneous Projects</b> (Various Locations) Project #: TBD	0	NA	ABCDEFGHI JKLM	E	100	0	0	0	15	85	0	0	100
10	1	91250	<b>NE 72nd Avenue</b> (NE 122nd Street - NE 133rd Street) Project #: TBD	0.60	16	ABCDEF GK	I	10	TIF (53)	63	0	0	0	0	0	63
11	2	94360	<b>NE 179th Street</b> (NE 29th Avenue - NE 50th Avenue) Project #: TBD	0.99	04	ABDEFGHK	S	65	TIF (35)	100	0	0	0	0	0	100
12	3	94360	<b>NE 179th Street</b> (NE 15th Avenue - NE 29th Avenue) Project #: TBD	0.71	04	ABDEFGHK	S	65	TIF (35)	100	0	0	0	0	0	100



**ANNUAL CONSTRUCTION PROGRAM FOR 2021 Continued**

1	2	3	4	5	6	7	8	9	10	11	12	13	14	15	16	17	
Item No.	6YR Rank	Road Log No.	ROAD/PROJECT NAME AND LOCATION (Termini description or MP's; Bridge#)	Project Length (miles)	Func. Class	Work Code(s)	Environ. Assessmt.	County	Source of Funds (\$1,000's)		Estimated Expenditures (\$1,000's)					Total	
									Source (Amount)	Other Funds	PE	ROW	CE	Construction			
														Contract	County Forces		
<b>Improvement Projects</b>																	
13	4	24190	NE 152nd Avenue (Padden Parkway - NE 99th Street) Project #: 301022	0.75	17	ABDEFGK	I	97	TIF (3),STBG-UL (100)		200	0	0	0	0	0	200
14	9	95160	NE 182nd Avenue at SR 500 (Intersection Improvement) Project #: 390622	0.04	16	ABDEFG	I	20	TIF (25)		45	0	0	0	0	0	45
<b>Total - Improvement Projects</b>								<b>1,170</b>	<b>11,081</b>		<b>3,446</b>	<b>1,673</b>	<b>1,106</b>	<b>5,931</b>	<b>95</b>	<b>12,251</b>	
<b>Ongoing Programs</b>																	
15	NA	NA	Advanced Right-Of-Way Program (Various Locations) Project #: 323911	NA	NA	NA	I	10	0		0	10	0	0	0	0	10
			• Advanced Right-Of-Way Program - (Various Locations) - Project #: 323911														
<b>Total Ongoing Programs - Advanced Right-Of-Way Program</b>								<b>10</b>	<b>0</b>		<b>0</b>	<b>10</b>	<b>0</b>	<b>0</b>	<b>0</b>	<b>0</b>	<b>10</b>
16	NA	NA	Bridge and Culvert Repair/Rehab Program (Various Locations) Project #: TBD	NA	NA	ABDEFGHK	S	437	FBRB(279),RAP (500),REET 2(679),STP-Bridge(609),TIF(139)		1,017	158	-634	2,101	1	2,643	
			<ul style="list-style-type: none"> <li>• Bridge and Culvert Repair/Rehab Program - (Various Locations) - Project #: TBD</li> <li>• Cast-in-Place Bridge Bundle - (Various Locations) - Project #: 300522</li> <li>• Fiber Reinforced Polymer Bridge Bundle - (Various Locations) - Project #: 300622</li> <li>• Davis Bridge #232 Replacement - (NE Davis Road - 0.6 mi E of NE Ward Road (Mile Post 0.64)) - Project #: 362822</li> <li>• Lehto Bridge #294 - (Mile Post 0.25 at NE Lehto Road) - Project #: 381212</li> <li>• Smith Bridge #211 - (NE 167th Avenue, 0.25 mi S of NE 199th Street) - Project #: 381522</li> <li>• Salmon Creek Bridge #331 - (NE Caples Road, 0.39 mi N of NE 159th Street) - Project #: 381722</li> <li>• Mason Creek Barrier Improvements - (NE 102nd Avenue at Mason Creek) - Project #: 391112</li> <li>• Jones Creek Fish Passage - (Boulder Creek road crossing over Jones creek) - Project #: TBD</li> <li>• Pup Creek Fish Passage Barrier Removal - (Spurrel Road - Pup Creek Road) - Project #: TBD</li> </ul>														
<b>Total Ongoing Programs - Bridge and Culvert Repair/Rehab Program</b>								<b>437</b>	<b>2,206</b>		<b>1,017</b>	<b>158</b>	<b>-634</b>	<b>2,101</b>	<b>1</b>	<b>2,643</b>	
17	NA	NA	Road Preservation Program (Various Locations) Project #: TBD	NA	NA	ABCDGKL	E	4,502	CAPP(700),RAP(154),TIF (38)		512	10	493	4,208	171	5,394	
			<ul style="list-style-type: none"> <li>• Road Preservation Program - (Various Locations) - Project #: TBD</li> <li>• 2021 HMA Overlays - (Various Locations) - Project #: 300722</li> <li>• NE Blair Road - (SR 500 - Mile Post 2.47) - Project #: 322212</li> <li>• NE Munch Road - (NE Cedar Creek Road - NE 414th Street) - Project #: 371922</li> <li>• SE Blair Road - (Mile Post 2.47 - Mile Post 3.91/ SE Washougal River Road) - Project #: 391722</li> <li>• 2022 HMA Overlays - (Various Locations) - Project #: TBD</li> <li>• Slide Improvements - (Various Locations) - Project #: TBD</li> </ul>														
<b>Total Ongoing Programs - Road Preservation Program</b>								<b>4,502</b>	<b>892</b>		<b>512</b>	<b>10</b>	<b>493</b>	<b>4,208</b>	<b>171</b>	<b>5,394</b>	

**ANNUAL CONSTRUCTION PROGRAM FOR 2021 Continued**

1	2	3	4	5	6	7	8	9	10	11	12	13	14	15	16	17	
Item No.	6YR Rank	Road Log No.	ROAD/PROJECT NAME AND LOCATION (Termini description or MP's; Bridge#)	Project Length (miles)	Func. Class	Work Code(s)	Environ. Assessmt.	County	Source of Funds (\$1,000's)		Estimated Expenditures (\$1,000's)					Total	
									Source (Amount)	Other Funds	PE	ROW	CE	Construction			
														Contract	County Forces		
<b>Ongoing Programs</b>																	
18	NA	NA	Rural Road Improvement Program (Various Locations) Project #: 361822	NA	NA	ABCDEKL	I	1,697	RAP(50),STP-R(50)		135	0	76	1,576	10	1,797	
			<ul style="list-style-type: none"> <li>Rural Road Improvement Program - (Various Locations) - Project #: 361822</li> <li>NE Manley Road - (NE 244th Street - NE 82nd Avenue) - Project #: 322012</li> <li>Landslide Monitoring - (Various Locations) - Project #: 381012</li> <li>NE 182nd Avenue/NE Risto Road - (Salmon Creek Bridge (MP 7.10) - NE 167th Avenue (MP 7.98)) - Project #: TBD</li> </ul>														
<b>Total Ongoing Programs - Rural Road Improvement Program</b>								<b>1,697</b>	<b>100</b>		<b>135</b>	<b>0</b>	<b>76</b>	<b>1,576</b>	<b>10</b>	<b>1,797</b>	
19	NA	NA	Sidewalks and ADA Compliance Program (Various Locations) Project #: 300111	NA	NA	ABDEFHK	I	2,905	Partnership(60),Ped-Bike (25),REET 2(265),SP (63),SRTS(120),TIF(58)		1,265	456	183	1,588	4	3,496	
			<ul style="list-style-type: none"> <li>Sidewalks and ADA Compliance Program - (Various Locations) - Project #: 300111</li> <li>2022 ADA Compliance - (Various) - Project #: 301322</li> <li>2022 Preservation ADA Improvements - (Various Locations) - Project #: 301422</li> <li>ADA Compliance Program - (Various Locations) - Project #: 313111</li> <li>NE 68th Street Sidewalk - (Highway 99 - NE St. Johns Road) - Project #: 372122</li> <li>NE Hazel Dell Avenue Sidewalk Improvements - (NE 99th Street - NE 117th Street) - Project #: 391222</li> <li>2020 ADA Compliance - (Various) - Project #: 391322</li> <li>2021 Preservation ADA Improvements - (Various Locations) - Project #: 391422</li> <li>2021 ADA Compliance - (Various) - Project #: 391622</li> <li>2023 Preservation ADA Improvements - (Various Locations) - Project #: TBD</li> <li>Truman School Sidewalk - (NE 44th Street/NE 45th Avenue - NE 42nd Avenue-NE 40th Avenue) - Project #: TBD</li> <li>Highway 99 Sidewalk - (Vicinity of NE 102nd Street - Vicinity of NE 104th Street) - Project #: TBD</li> <li>Highway 99 Sidewalk - (NE 110th Street - NE 117th Street) - Project #: TBD</li> <li>2023 ADA Compliance - (Various) - Project #: TBD</li> </ul>														
<b>Total Ongoing Programs - Sidewalks and ADA Compliance Program</b>								<b>2,905</b>	<b>591</b>		<b>1,265</b>	<b>456</b>	<b>183</b>	<b>1,588</b>	<b>4</b>	<b>3,496</b>	
20	NA	NA	Transportation Safety Improvements Program (Various Locations) Project #: 314122	NA	NA	ABDEFGK	I	1,300	CMAQ(665),HSIP (240),Partnership(123)		844	125	1,188	171	0	2,328	
			<ul style="list-style-type: none"> <li>Transportation Safety Improvements Program - (Various Locations) - Project #: 314122</li> <li>NE 119th Street/NE 152nd Avenue - (Intersection Improvement) - Project #: 300222</li> <li>NE 134th Corridor Adaptive Traffic Signals - (NE 136th Street/Tenney Road - NE Salmon Creek Avenue) - Project #: 301122</li> </ul>														

## ANNUAL CONSTRUCTION PROGRAM FOR 2021 Continued

1	2	3	4	5	6	7	8	9	10	11	12	13	14	15	16	17
Item No.	6YR Rank	Road Log No.	ROAD/PROJECT NAME AND LOCATION (Termini description or MP's; Bridge#)	Project Length (miles)	Func. Class	Work Code(s)	Environ. Assessmt.	County	Source of Funds (\$1,000's)		Estimated Expenditures (\$1,000's)					Total
									Source (Amount)	Other Funds	PE	ROW	CE	Construction		
														Contract	County Forces	
<b>Ongoing Programs</b>																
			<ul style="list-style-type: none"> <li>• Signal Timing, Evaluation, Verification and Enhancement (STEVE) - Phase 2 - (NE 25th Avenue - NE Ward Road) - Project #: 390522</li> <li>• 2020 Preservation Guardrail - (Various Locations) - Project #: 391522</li> <li>• System-Wide Signal Enhancement - (Various Locations) - Project #: TBD</li> <li>• 2021 Preservation Guardrail and Bridge Rail - (Various Locations) - Project #: TBD</li> <li>• 2020 Preservation Traffic Signals - (Various Locations) - Project #: TBD</li> <li>• 2021 Preservation Traffic Signals - (Various Locations) - Project #: TBD</li> </ul>													
<b>Total Ongoing Programs - Transportation Safety Improvements Program</b>								1,300	1,028	844	125	1,188	171	0	2,328	
21	NA	NA	Urban Development Road Program (Various Locations) Project #: TBD	NA	NA	ABDEFGHK	E	5	0	5	0	0	0	0	0	5
			• Urban Development Road Program - (Various Locations) - Project #: TBD													
<b>Total Ongoing Programs - Urban Development Road Program</b>								5	0	5	0	0	0	0	5	
<b>Total - Ongoing Programs</b>								10,856	4,817	3,778	759	1,306	9,644	186	15,673	
<b>ANNUAL CONSTRUCTION PROGRAM TOTALS</b>								12,026	15,898	7,224	2,432	2,412	15,575	281	27,924	
<b>MAINTENANCE</b>								18,295							18,295	
<b>SPECIAL MAINTENANCE</b>								NA							NA	
											<b>CONSTRUCTION AND MAINTENANCE TOTAL</b>					46,219

**2021 - 2026 Transportation Improvement Program  
Ongoing Program Projects Funding Analysis**

RANK	Project Name	Phase	Spent to Date	2021				2022				2023				2024				2025				2026				Cost to Complete	Project Total	TIF Area Eligibility
				CRF	TIF	Grants / Loans	Other	CRF	TIF	Grants / Loans	Other	CRF	TIF	Grants / Loans	Other	CRF	TIF	Grants / Loans	Other	CRF	TIF	Grants / Loans	Other	CRF	TIF	Grants / Loans	Other			
<b>Advanced Right-Of-Way Program</b>																														
NA	<b>Advanced Right-of-Way Purchases Program</b>	PE	2,000	0	0	0	0	0	0	0	0	0	0	0	0	0	0	0	0	0	0	0	0	0	0	0	0	2,000		
	(Various Locations)	ROW	1,254,000	10,000	0	0	10,000	0	0	0	10,000	0	0	0	10,000	0	0	0	10,000	0	0	0	10,000	0	0	0	10,000	0	1,314,000	
	Project #: 323911	CN	0	0	0	0	0	0	0	0	0	0	0	0	0	0	0	0	0	0	0	0	0	0	0	0	0	0	0	
	<b>Total</b>		1,256,000	10,000	0	0	10,000	0	0	0	10,000	0	0	0	10,000	0	0	0	10,000	0	0	0	10,000	0	0	0	10,000	0	1,316,000	
<b>Bridge and Culvert Replace/Repair/Rehab Program</b>																														
NA	<b>Bridge and Culvert Replace/Repair/Rehabilitation Program</b>	PE	10,000	10,000	0	0	10,000	0	0	0	10,000	0	0	0	10,000	0	0	0	10,000	0	0	0	10,000	0	0	0	0	70,000		
	(Various Locations)	ROW	0	0	0	0	0	0	0	0	0	0	0	0	0	0	0	0	0	0	0	0	0	0	0	0	0	0	0	
	Project #: TBD	CN	0	0	0	0	0	0	0	0	240,000	0	700,000	0	240,000	0	500,000	0	240,000	0	500,000	0	240,000	0	500,000	0	0	3,160,000		
	<b>Total</b>		10,000	10,000	0	0	10,000	0	0	0	950,000	0	750,000	0	750,000	0	750,000	0	750,000	0	750,000	0	750,000	0	750,000	0	0	3,230,000		
NA	<b>Cast-in-Place Bridge Bundle</b>	PE	95,000	0	0	165,000	0	0	0	0	0	0	0	0	0	0	0	0	0	0	0	0	0	0	0	0	0	260,000		
	(Various Locations)	ROW	5,000	40,000	0	0	0	0	0	0	0	0	0	0	0	0	0	0	0	0	0	0	0	0	0	0	45,000			
	Project #: 300522	CN	0	0	0	0	0	0	695,000	0	0	0	63,000	0	0	0	0	0	0	0	0	0	0	0	0	0	0	758,000		
	<b>Total</b>		100,000	40,000	0	165,000	0	0	695,000	0	0	0	63,000	0	0	0	0	0	0	0	0	0	0	0	0	0	0	1,063,000		
NA	<b>Davis Bridge #232 Replacement</b>	PE	379,000	58,000	74,000	0	0	0	0	0	0	0	0	0	0	0	0	0	0	0	0	0	0	0	0	0	0	511,000	740000	
	(NE Davis Road 0.6 mi E of NE Ward Road (Mile Post 0.64))	ROW	90,000	0	0	0	0	0	0	0	0	0	0	0	0	0	0	0	0	0	0	0	0	0	0	0	0	90,000	Rural (3169)	
	Project #: 362822	CN	0	155,000	65,000	500,000	679,000	0	0	0	0	0	0	0	0	0	0	0	0	0	0	0	0	0	0	0	0	1,399,000		
	<b>Total</b>		469,000	155,000	74,000	500,000	679,000	0	0	0	0	0	0	0	0	0	0	0	0	0	0	0	0	0	0	0	0	2,000,000		
NA	<b>Fiber Reinforced Polymer Bridge Bundle</b>	PE	145,000	0	0	375,000	0	0	0	0	0	0	0	0	0	0	0	0	0	0	0	0	0	0	0	0	0	520,000		
	(Various Locations)	ROW	15,000	75,000	0	0	0	0	0	0	0	0	0	0	0	0	0	0	0	0	0	0	0	0	0	0	90,000			
	Project #: 300622	CN	0	0	0	0	0	0	1,040,000	0	0	0	15,000	0	0	0	0	0	0	0	0	0	0	0	0	0	0	1,055,000		
	<b>Total</b>		160,000	75,000	0	375,000	0	0	1,040,000	0	0	0	15,000	0	0	0	0	0	0	0	0	0	0	0	0	0	0	1,665,000		
NA	<b>Jones Creek Fish Passage</b>	PE	2,000	5,000	0	0	0	5,000	0	0	0	0	0	0	0	0	0	0	0	0	0	0	0	0	0	0	0	12,000		
	(Boulder Creek road crossing over Jones creek)	ROW	0	0	0	0	0	0	0	0	0	0	0	0	0	0	0	0	0	0	0	0	0	0	0	0	0	0		
	Project #: TBD	CN	0	0	0	0	0	0	0	0	150,000	0	0	0	0	0	0	0	0	0	0	0	0	0	0	0	0	150,000		
	<b>Total</b>		2,000	5,000	0	0	5,000	0	0	0	150,000	0	0	0	0	0	0	0	0	0	0	0	0	0	0	0	0	162,000		
NA	<b>Lehto Bridge #294</b>	PE	203,000	0	0	0	0	0	0	0	0	0	0	0	0	0	0	0	0	0	0	0	0	0	0	0	0	203,000		
	(Mile Post 0.25 at NE Lehto Road)	ROW	38,000	0	0	0	0	0	0	0	0	0	0	0	0	0	0	0	0	0	0	0	0	0	0	0	38,000			
	Project #: 381212	CN	456,000	0	0	25,000	0	0	0	0	0	0	0	0	0	0	0	0	0	0	0	0	0	0	0	0	0	481,000		
	<b>Total</b>		697,000	0	0	25,000	0	0	0	0	0	0	0	0	0	0	0	0	0	0	0	0	0	0	0	0	0	722,000		
NA	<b>Mason Creek Barrier Improvements</b>	PE	170,000	2,000	0	3,000	0	5,000	0	0	0	0	0	0	0	0	0	0	0	0	0	0	0	0	0	0	0	180,000		
	(NE 102nd Avenue at Mason Creek)	ROW	0	43,000	0	0	0	0	0	0	0	0	0	0	0	0	0	0	0	0	0	0	0	0	0	0	43,000			
	Project #: 391112	CN	0	0	0	0	211,000	0	1,199,000	0	0	0	0	0	0	0	0	0	0	0	0	0	0	0	0	0	0	1,410,000		
	<b>Total</b>		170,000	43,000	0	3,000	0	211,000	0	1,199,000	0	0	0	0	0	0	0	0	0	0	0	0	0	0	0	0	0	1,633,000		
NA	<b>Pup Creek Fish Passage Barrier Removal</b>	PE	0	49,000	0	276,000	0	2,000	0	277,000	0	0	0	0	0	0	0	0	0	0	0	0	0	0	0	46,000	650,000			
	(Spurrel Road Pup Creek Road)	ROW	0	0	0	0	0	0	0	0	0	0	0	0	0	0	0	0	0	0	0	0	0	0	0	0	0	0		
	Project #: TBD	CN	0	0	0	0	0	0	0	0	0	0	0	0	0	0	0	0	0	0	0	0	0	0	0	0	0	0		
	<b>Total</b>		0	49,000	0	276,000	0	2,000	0	277,000	0	0	0	0	0	0	0	0	0	0	0	0	0	0	0	46,000	650,000			
NA	<b>Salmon Creek Bridge #331</b>	PE	272,000	0	0	0	0	0	0	0	0	0	0	0	0	0	0	0	0	0	0	0	0	0	0	0	272,000			
	(NE Caples Road, 0.39 mi N of NE 159th Street)	ROW	32,000	0	0	0	0	0	0	0	0	0	0	0	0	0	0	0	0	0	0	0	0	0	0	0	32,000			
	Project #: 381722	CN	428,000	0	0	20,000	0	0	0	0	0	0	0	0	0	0	0	0	0	0	0	0	0	0	0	0	448,000			
	<b>Total</b>		732,000	0	0	20,000	0	0	0	0	0	0	0	0	0	0	0	0	0	0	0	0	0	0	0	0	752,000			
NA	<b>Smith Bridge #211</b>	PE	199,000	0	0	0	0	0	0	0	0	0	0	0	0	0	0	0	0	0	0	0	0	0	0	0	199,000			
	(NE 167th Avenue, 0.25 mi S of NE 199th Street)	ROW	48,000	0	0	0	0	0	0	0	0	0	0	0	0	0	0	0	0	0	0	0	0	0	0	0	48,000			
	Project #: 381522	CN	400,000	0	0	24,000	0	0	0	0	0	0	0	0	0	0	0	0	0	0	0	0	0	0	0	0	424,000			
	<b>Total</b>		647,000	0	0	24,000	0	0	0	0	0	0	0	0	0	0	0	0	0	0	0	0	0	0	0	0	671,000			
<b>Road Preservation Program</b>																														
NA	<b>2021 HMA Overlays</b>	PE	50,000	140,000	0	0	0	0	0	0	0	0	0	0	0	0	0	0	0	0	0	0	0	0	0	0	0	190,000		
	(Various Locations)	ROW	0	0	0	0	0	0	0	0	0	0	0	0	0	0	0	0	0	0	0	0	0	0	0	0	0	0		
	Project #: 300722	CN	0	4,062,000	0	0	700,000	0	0	0	0	0	0	0	0	0	0	0	0	0	0	0	0	0	0	0	0	4,762,000		
	<b>Total</b>		50,000	4,062,000	0	0	700,000	0	0	0	0	0	0	0	0	0	0	0	0	0	0	0	0	0	0	0	0	4,952,000		

**2021 - 2026 Transportation Improvement Program  
Ongoing Program Projects Funding Analysis**

RANK	Project Name	Phase	Spent to Date	2021				2022				2023				2024				2025				2026				Cost to Complete	Project Total	TIF Area Eligibility	
				CRF	TIF	Grants / Loans	Other	CRF	TIF	Grants / Loans	Other	CRF	TIF	Grants / Loans	Other	CRF	TIF	Grants / Loans	Other	CRF	TIF	Grants / Loans	Other	CRF	TIF	Grants / Loans	Other				
<b>Road Preservation Program</b>																															
NA	2022 HMA Overlays (Various Locations) Project #: TBD	PE	0	50,000	0	0	0	140,000	0	0	0	0	0	0	0	0	0	0	0	0	0	0	0	0	0	0	0	0	190,000		
		ROW	0	0	0	0	0	0	0	0	0	0	0	0	0	0	0	0	0	0	0	0	0	0	0	0	0	0	0	0	
		CN	0	0	0	0	0	4,140,000	0	0	700,000	0	0	0	0	0	0	0	0	0	0	0	0	0	0	0	0	0	4,840,000		
		Total	0	50,000	0	0	0	4,980,000	0	0	0	0	0	0	0	0	0	0	0	0	0	0	0	0	0	0	0	0	5,030,000		
NA	2023 HMA Overlays (Various Locations) Project #: TBD	PE	0	0	0	0	0	50,000	0	0	0	0	140,000	0	0	0	0	0	0	0	0	0	0	0	0	0	0	190,000			
		ROW	0	0	0	0	0	0	0	0	0	0	0	0	0	0	0	0	0	0	0	0	0	0	0	0	0	0	0	0	
		CN	0	0	0	0	0	0	0	0	0	4,140,000	0	0	700,000	0	0	0	0	0	0	0	0	0	0	0	0	0	4,840,000		
		Total	0	0	0	0	0	50,000	0	0	0	4,980,000	0	0	0	0	0	0	0	0	0	0	0	0	0	0	0	0	5,030,000		
NA	2024 HMA Overlays (Various Locations) Project #: TBD	PE	0	0	0	0	0	0	0	0	50,000	0	0	0	140,000	0	0	0	0	0	0	0	0	0	0	0	190,000				
		ROW	0	0	0	0	0	0	0	0	0	0	0	0	0	0	0	0	0	0	0	0	0	0	0	0	0	0	0	0	
		CN	0	0	0	0	0	0	0	0	0	0	0	0	3,784,000	0	0	700,000	0	0	0	0	0	0	0	0	0	4,484,000			
		Total	0	0	0	0	0	0	0	0	50,000	4,980,000	0	0	4,624,000	0	0	0	0	0	0	0	0	0	0	0	0	0	4,674,000		
NA	2025 HMA Overlays (Various Locations) Project #: TBD	PE	0	0	0	0	0	0	0	0	0	0	0	50,000	0	0	0	140,000	0	0	0	0	0	0	0	0	190,000				
		ROW	0	0	0	0	0	0	0	0	0	0	0	0	0	0	0	0	0	0	0	0	0	0	0	0	0	0	0	0	
		CN	0	0	0	0	0	0	0	0	0	0	0	0	0	0	0	4,140,000	0	0	700,000	0	0	0	0	0	0	4,840,000			
		Total	0	0	0	0	0	0	0	0	0	0	0	0	50,000	0	0	4,980,000	140,000	0	0	700,000	0	0	0	0	0	0	5,030,000		
NA	2026 HMA Overlays (Various locations) Project #: TBD	PE	0	0	0	0	0	0	0	0	0	0	0	0	0	0	0	50,000	0	0	0	140,000	0	0	0	0	190,000				
		ROW	0	0	0	0	0	0	0	0	0	0	0	0	0	0	0	0	0	0	0	0	0	0	0	0	0	0	0	0	
		CN	0	0	0	0	0	0	0	0	0	0	0	0	0	0	0	0	0	0	0	4,140,000	0	700,000	0	0	0	4,840,000			
		Total	0	0	0	0	0	0	0	0	0	0	0	0	0	0	0	0	50,000	0	0	4,980,000	140,000	700,000	0	0	0	5,030,000			
NA	NE Blair Road (SR 500 Mile Post 2.47) Project #: 322212	PE	807,000	0	0	0	0	0	0	0	0	0	0	0	0	0	0	0	0	0	0	0	0	0	0	0	807,000	836000			
		ROW	345,000	0	0	0	0	0	0	0	0	0	0	0	0	0	0	0	0	0	0	0	0	0	0	0	345,000	Rural 1 (3059)			
		CN	2,289,000	10,000	0	0	0	0	0	0	0	0	0	0	0	0	0	0	0	0	0	0	0	0	0	0	2,299,000				
		Total	3,441,000	10,000	0	0	0	0	0	0	0	0	0	0	0	0	0	0	0	0	0	0	0	0	0	0	0	3,451,000			
NA	NE Munch Road (NE Cedar Creek Road NE 414th Street) Project #: 371922	PE	118,000	90,000	0	0	0	0	0	0	0	0	0	0	0	0	0	0	0	0	0	0	0	0	0	0	208,000				
		ROW	15,000	0	0	0	0	0	0	0	0	0	0	0	0	0	0	0	0	0	0	0	0	0	0	0	15,000				
		CN	0	0	0	0	0	130,000	0	900,000	0	0	0	0	0	0	0	0	0	0	0	0	0	0	0	0	1,030,000				
		Total	133,000	90,000	0	0	0	130,000	0	900,000	0	0	0	0	0	0	0	0	0	0	0	0	0	0	0	0	0	1,253,000			
NA	SE Blair Road (Mile Post 2.47 Mile Post 3.91/ SE Washougal River Road) Project #: 391722	PE	107,000	0	28,000	154,000	0	0	0	0	0	0	0	0	0	0	0	0	0	0	0	0	0	0	0	0	289,000	700000			
		ROW	0	0	10,000	0	0	0	0	0	0	0	0	0	0	0	0	0	0	0	0	0	0	0	0	0	10,000	Rural (3169)			
		CN	0	0	0	0	0	99,000	40,000	1,249,000	0	0	0	0	0	0	0	0	0	0	0	0	0	0	0	0	0	1,388,000			
		Total	107,000	0	38,000	154,000	0	99,000	40,000	1,249,000	0	0	0	0	0	0	0	0	0	0	0	0	0	0	0	0	0	1,687,000			
NA	Slide Improvements (Various Locations) Project #: TBD	PE	6,000	50,000	0	0	0	100,000	0	0	0	0	100,000	0	0	0	0	100,000	0	0	0	100,000	0	0	0	0	556,000				
		ROW	0	0	0	0	0	0	0	0	0	0	0	0	0	0	0	0	0	0	0	0	0	0	0	0	0	0	0		
		CN	0	100,000	0	0	0	200,000	0	0	0	0	200,000	0	0	0	0	200,000	0	0	0	200,000	0	0	0	0	1,100,000				
		Total	6,000	150,000	0	0	200,000	0	0	0	0	200,000	0	0	0	0	200,000	0	200,000	0	0	0	200,000	0	0	0	0	1,656,000			
<b>Rural Road Improvement Program</b>																															
NA	Rural Road Improvements Program (Various Locations) Project #: 361822	PE	72,000	30,000	0	0	0	0	0	0	50,000	0	0	0	5,000	0	0	0	5,000	0	0	0	5,000	0	0	0	167,000				
		ROW	0	0	0	0	0	0	0	0	0	0	0	0	0	0	0	0	0	0	0	0	0	0	0	0	0	0	0		
		CN	0	0	0	0	0	220,000	0	700,000	0	0	0	0	220,000	0	500,000	0	220,000	0	500,000	0	22,000	0	500,000	0	0	2,882,000			
		Total	72,000	30,000	0	0	0	220,000	0	700,000	0	50,000	0	0	725,000	0	500,000	0	725,000	0	500,000	0	527,000	0	500,000	0	0	3,049,000			
NA	Landslide Monitoring (Various Locations) Project #: 381012	PE	72,000	5,000	0	0	0	5,000	0	0	0	0	5,000	0	0	0	5,000	0	0	0	5,000	0	0	0	0	0	102,000				
		ROW	0	0	0	0	0	0	0	0	0	0	0	0	0	0	0	0	0	0	0	0	0	0	0	0	0	0	0		
		CN	2,000	0	0	0	0	0	0	0	0	0	0	0	0	0	0	0	0	0	0	0	0	0	0	0	2,000				
		Total	74,000	5,000	0	0	0	5,000	0	0	0	5,000	0	0	5,000	0	0	0	5,000	0	0	0	5,000	0	0	0	0	104,000			
NA	NE 182nd Avenue/NE Risto Road (Salmon Creek Bridge (MP 7.10) NE 167th Avenue (MP 7.98)) Project #: TBD	PE	0	0	0	100,000	0	20,000	0	230,000	0	0	0	0	0	0	0	0	0	0	0	0	0	0	0	0	350,000				
		ROW	0	0	0	0	0	295,000	0	0	0	0	0	0	0	0	0	0	0	0	0	0	0	0	0	0	295,000				
		CN	0	0	0	0	0	0	0	0	0	0	1,564,000	0	55,000	0	836,000	0	0	0	0	0	0	0	0	0	2,455,000				
		Total	0	0	0	100,000	0	295,000	0	230,000	0	1,564,000	0	55,000	836,000	0	0	0	0	0	0	0	0	0	0	0	0	3,100,000			
NA	NE Manley Road (NE 244th Street NE 82nd Avenue) Project #: 322012	PE	1,202,000	0	0	0	0	0	0	0	0	0	0	0	0	0	0	0	0	0	0	0	0	0	0	0	1,202,000	700000			
		ROW	419,000	0	0	0	0	0	0	0	0	0	0	0	0	0	0	0	0	0	0	0	0	0	0	0	419,000	Rural 1 (3059)			
		CN	2,210,000	1,662,000	0	0	0	164,000	0	0	0	11,000	0	0																	









**2021 - 2026 Transportation Improvement Program  
Ongoing Program Projects Funding Analysis**

RANK	Project Name	Phase	Spent to Date	2021				2022				2023				2024				2025				2026				Cost to Complete	Project Total	TIF Area Eligibility
				CRF	TIF	Grants / Loans	Other	CRF	TIF	Grants / Loans	Other	CRF	TIF	Grants / Loans	Other	CRF	TIF	Grants / Loans	Other	CRF	TIF	Grants / Loans	Other	CRF	TIF	Grants / Loans	Other			
<b>Transportation Safety Improvements Program</b>																														
NA	System-Wide Signal Enhancement (Various Locations ) Project #: TBD	PE	0	24,000	0	200,000	65,000	40,000	0	271,000	0	0	0	0	0	0	0	0	0	0	0	0	0	0	0	0	0	0	600,000	
		ROW	0	0	0	0	0	0	0	0	0	0	0	0	0	0	0	0	0	0	0	0	0	0	0	0	0	0	0	0
		CN	0	0	0	0	0	0	0	0	0	0	0	0	0	0	0	0	0	0	0	0	0	0	0	0	0	0	0	0
		Total	0		289,000		311,000		0		0		0		0		0		0		0		0		0		0		600,000	
NA	Traffic Signal Upgrades (Various Locations ) Project #: TBD	PE	0	0	0	0	0	0	0	0	0	0	0	0	0	0	0	10,000	0	0	0	10,000	0	0	0	0	0	20,000		
		ROW	0	0	0	0	0	0	0	0	0	0	0	0	0	0	0	0	0	0	0	0	0	0	0	0	0	0	0	0
		CN	0	0	0	0	0	0	0	0	0	0	0	0	0	0	0	140,000	0	0	0	140,000	0	0	0	0	0	280,000		
		Total	0		0		0		0		0		0		0		0		150,000		0		150,000		0		0	300,000		
<b>Urban Development Road Program</b>																														
NA	Urban Development Road Program (Various Locations ) Project #: TBD	PE	0	5,000	0	0	0	5,000	0	0	0	0	5,000	0	0	0	5,000	0	0	0	5,000	0	0	0	0	0	0	30,000		
		ROW	0	0	0	0	0	0	0	0	0	0	0	0	0	0	0	0	0	0	0	0	0	0	0	0	0	0	0	0
		CN	0	0	0	0	0	0	0	0	0	0	0	0	0	0	0	0	0	0	0	0	0	0	0	0	0	0	0	0
		Total	0		5,000		5,000		5,000		5,000		5,000		5,000		5,000		5,000		5,000		5,000		5,000		0		30,000	

Totals																								6-Year Ongoing Programs 88,129,000			
Revenue Sources	CRF	TIF	Grants / Loans	Other	CRF	TIF	Grants / Loans	Other	CRF	TIF	Grants / Loans	Other	CRF	TIF	Grants / Loans	Other	CRF	TIF	Grants / Loans	Other	CRF	TIF	Grants / Loans				Other
<b>Annual Totals by Funding</b>	10,856,000	235,000	2,755,000	1,827,000	9,663,000	53,000	12,829,000	1,093,000	9,570,000	10,000	4,284,000	1,527,000	8,647,000	0	3,698,000	700,000	9,010,000	0	1,250,000	700,000	7,422,000	0	1,300,000				700,000
<b>Annual Totals by Phase</b>	PE	ROW	CN	PE	ROW	CN	PE	ROW	CN	PE	ROW	CN	PE	ROW	CN	PE	ROW	CN	PE	ROW	CN	PE	ROW				CN
<b>Annual Totals</b>	3,778,000	759,000	11,136,000	2,404,000	400,000	20,834,000	1,295,000	30,000	14,066,000	1,235,000	10,000	11,800,000	1,160,000	20,000	9,780,000	570,000	20,000	8,832,000	15,673,000	23,638,000	15,391,000	13,045,000	10,960,000	9,422,000			