



# ADA Compliance Program

## Clark County Facilities Transition Plan Public Service Center

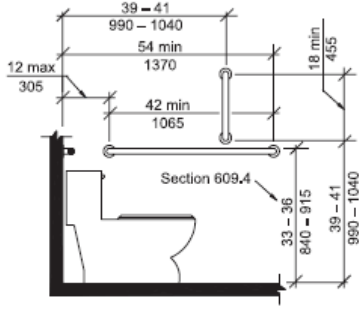


Date of Survey: May 9, 2006

Conducted by: Wayne Yarnall    Jesse Magana    Teresa Guise    Tim McVicker

	<p>Item #            1</p> <p>Issue:            Maneuvering Clearances at Manual Swinging Doors</p> <p>Issue:</p> <p>Location:        The following restroom doors do not meet this requirement. The required space on all doors is obstructed by the waste containers. Most doors measure 14 inches of clearance.</p> <p>                      1<sup>st</sup> Floor Women's Restroom in Lobby</p> <p>                      2<sup>nd</sup> Floor Women's and Men's Restroom in Lobby</p> <p>                      3rd Floor Women's and Men's Restroom in Lobby</p> <p>                      4<sup>th</sup> Floor Women's and Men's Restroom in Lobby</p> <p>                      5<sup>th</sup> Floor Women's and Men's Restroom in Lobby</p> <p>Code:            ANSI Table 404.2.3.1 On the approach direction from front pull manual swinging doors there must be 18 inches of clear space parallel to the doorway (beyond the latch)</p> <p>Notes:            Move trash containers to a distance of 18 inches from the door frame</p>
	<p>Item #            2</p> <p>Issue:            Vertical Grab Bars</p> <p>Issue:</p> <p>Location:        All Accessible Restroom Stalls</p> <p>Code:            ANSI 604.51. Fixed Side wall Grab Bars – (States in part) ... A vertical grab bar 18 inches minimum in length shall be mounted with the bottom of the bar located 39 inches and 41 inches above the floor, and with the center line of the bar located between 39" and 41 inches from the rear wall.</p>



# ADA Compliance Program

	 <p style="text-align: center;"><b>Fig. 604.5.1</b> Side Wall Grab Bar for Water Closet</p> <p><b>Notes:</b> All accessible restroom stalls need to have vertical grab bars installed.</p>
	<p><b>Item #</b> 3</p> <p><b>Issue:</b> Automatic Door</p> <p><b>Issue:</b></p> <p><b>Location:</b> West Lobby -1<sup>st</sup> Floor</p> <p><b>Code:</b></p> <p><b>Notes:</b> <b>Recommendation:</b> Though not required, it is recommended that an automatic door be installed on the first floor east end lobby. The exterior door is automatic but the second door at the foot of the stairwell is not.</p>
	<p><b>Item #</b> 4</p> <p><b>Issue:</b> Emergency Intercoms in Evacuation Refuge Areas – No operation instruction in Braille.</p> <p><b>Issue:</b> ANSI 703.4.4 Position - Braille shall be below the corresponding text.</p> <p><b>Recommendation:</b></p> <p><b>Location:</b> All Floors with Intercoms</p> <p><b>Code:</b></p> <p><b>Notes:</b></p>



# ADA Compliance Program

	<p>Item # 5</p> <p>Issue: No operation instruction in Braille for ATM machine</p> <p>Issue:</p> <p>Location: Second Floor – Auditor’s Office Lobby</p> <p>Code: ANSI 703.4.4 Position - Braille shall be below the corresponding text.</p> <p>Notes: Acquire signs for operation of ATM in Braille.</p>
	<p>Item # 6</p> <p>Issue: Handrails need on both sides of stairs and ramp</p> <p>Issue:</p> <p>Location: Room 185 - Entrance</p> <p>Code: ANSI 505.2 Location – Handrails shall be provided on both sides of stairs and ramps.</p> <p>Notes:</p>
<p>No Photo</p>	<p>Item # 7</p> <p>Issue: Construct ramp on West end of Covered Walkway</p> <p>Issue:</p> <p>Location: Covered Walkway</p> <p>Code:</p> <p>Notes: This is a hazardous area and does not provide the service of a covered walkway for individuals in mobility devices.</p>