

# 2010 Annual Report

of the

## Clark County Sheriff's Office Custody Branch



*It is the mission of the Clark County Jail, in partnership with our community, to provide safe, secure and constitutional detention facilities in the most respectful, professional and fiscally responsible manner possible.*

# 2010 Sheriff's Office Award Winners

## Custody Branch Awards

The Custody Branch of the Clark County Sheriff's office appreciates and values the work of each and every member. However, each year there are a few that stand out for special recognition. The following are those who were recognized for their service in 2010.

*30 Year Length of Service Award*  
**Chief Jail Deputy Jackie Batties**  
**Custody Training Sergeant Dan Kaiser**

*20 Year Length of Service Award*  
**Custody Officer Christopher Randol**

*Life Saving Award*  
**Officer Nick Jandreau**  
**Officer Curt Hader**

*Distinguished Service Medal*  
**Commander Joe Barnett**

### *Custody Officer of the Year: Clark Hust*

Officer Hust has been with the Sheriff's Office since March 10th, 1986. Since that time, he has worked every job position available in the custody branch. He diligently completes any duties or tasks assigned to him. He continues to be willing to work any position in work release, the in-custody building, the main jail, and in the transport unit.

Officer Hust is known for regularly going above and beyond the call of duty. Clark's prowess at reading the body language of inmates, the diligence of his searches and pat downs, and discovery of contraband is legendary in work release. Clark has an uncanny ability to spot wayward work release inmates and catch them at just the right time during job checks and even routine shuttle runs. At times, the inmates think he is everywhere. Even when off duty, Clark remains alert. He has reported inmates off location due to the fact that he remembers their work schedules and job location. Officer Hust is diligent in all aspects of his job.

He has remained enthusiastic and dedicated to his job throughout his 24 years of service. He takes ownership of whatever work location he is assigned to and exceeds the expectations of his post while maintaining a positive attitude. Through it all, Clark seems to truly enjoy coming to work and his actions, sense of humor and demeanor never fail to motivate his fellow officers, contributing to a solid and high-performance work team.

### *Custody Sergeant of the Year: Jack Huff*

In his current role, Jack manages both the Classification Unit and the Swing Shift “E” & “F” Squads. Sergeant Huff understands that leadership involves empowering his staff to do the best job every day they come to work. He encourages his staff to be innovative and problem solvers.

Jack is recognized for this award for his willingness to assist others and resolve inmate issues within the inmate discipline and grievance system. He has always demonstrated the ability to think outside the box and work toward resolutions. His efforts and work products have helped manage potential liability issues.

Jack is a mentor and coach to other employees. He also serves as a verbal judo, firearms, and taser instructor. As the Classification Supervisor he and his staff have worked closely with the DV Unit, Tactical Detective Unit and the Gang Unit sharing intelligence and building relationships that enhance public safety.

### *Distinguished Service Medal was awarded In Memoriam to the family of: Food Service Manager Clark Campbell*

Robert Clark Campbell was a member of the sheriff’s office family for 12 years, 4 four months and 27 days, hired on August 3, 1998, and passing away on December 29, 2010. His death was unexpected and a shock to most of us.

Clark had an exceptional career in our office. He received several awards and was honored with a certificate of appreciation and an exemplary performance award. An examination of his performance evaluations show scores of “exceptional” in almost every category every year.

He was instrumental in the design of the kitchen in the Jail Work Center which was completed in 2002. During that time he brought the average raw material cost per meal from more than 80 cents to 60 cents. It doesn’t sound like much of a difference, but considering the fact that the kitchen provided an average of more than a million meals per year, over the course of his career we enjoyed a cost avoidance of 1.6 million dollars. At the same time he improved the nutritional content of each of those meals, and worked with jail medical staff to provide medical diets, special needs diets, and religious diets for our inmates.



Jail Command Staff from left to right: Commander Joseph Barnett, Commander Mike Anderson, Chief Jackie Baires, Commander Kimberly Betran, Commander Ric Bishop

The Clark County Sheriff's Office Jail is much more than simply a place where inmates are held awaiting trial, awaiting sanction, on their way elsewhere, or while fulfilling their sentence. While all of these things do happen, all the systems and support that go into making that happen while keeping everyone safe and secure is an immense undertaking.

The largest portion of this work goes to the officers and sergeants who make up the operations segment of the deployment, these men and women work diligently to fulfill their mission. The number of people being booked during 2010 was 15,485 (averaging 1290 a month) and the number of people being released was 15,469 (averaging 1289 a month); that is a lot of people passing through the Jail and Jail Work Center. On top of those people passing in and out of the facilities, the two locations averaged a daily population (ADP) of 685 with an average length of stay (LOS) of 16.2 days.



The Clark County Jail encompasses two locations. The main site which is inside the Clark County Law Enforcement Center in downtown Vancouver. And the Jail Work Center which is a minimum security center located off Lower River Road in Vancouver, WA. This site has multiple buildings; two dormitories and the industries building that houses the kitchen and laundry facilities. Inmates fit into one of two categories to qualify for this location: either in Work Release or "In Custody."

### In Custody Building:

Staff in this building monitor and supervise non-work release minimum security inmates. Most of the inmates in this building are trustees, or inmate workers. The inmate workers from this building are dispersed to various work locations: kitchen; laundry; jail industries; grounds crew; downtown campus-car wash; or jail industries.

### Work Release:

The Clark County Sheriff's Office operates a work release facility out of the jail work center. Individuals who qualify for this program "live" in jail but continue with their current job, or in the case of the State, are assisted in finding a job for post incarceration. Currently a contract with the State of Washington Department of Corrections (DOC) allows up to 29 state inmates in the County facility. The rest in this program are those inmates referred by the local courts. There were zero walk-away inmates in 2010; 60 terminations; and 233 new admissions

### Main Jail

The main jail houses the rest of the inmate population. Inmates traveling through to another jurisdiction, those with medical or mental health issues, those who are pre-conviction, those who are classified other than minimum security and everyone else.

During 2010 officers wrote 1,254 Minor Infractions and 987 Major Infractions totaling 2,241. Major infractions increased by 188 incidents, which was a 19% increase in violations that directly impact safety and security. This is again a notable rise, especially while the Average Daily Population (ADP) is down for a second year in a row. 2009 had a average population of 714 to while 2010 had an ADP of 685 this is only a 4% reduction, while jail infractions and the workload associated with it increased.

In 2010, there were 13 suicide attempts and one completed suicide. Staff managed and monitored 568 male inmates through this reporting period who indicated they were suicidal or thought of suicide at some point of time during their incarceration.

As with 2009 the overall population of the Jail continued its downward trend. However, workload and time frames for officers and duties did not seem to be lessening as would be expected: less bodies equals less work. After several analyzing data it appears, the same as with last year, that the number of inmates with some type of special need continues to climb.

On a daily basis officers work with the mentally ill, geriatric seniors, substance abusers and some very violent individuals who require no less than two, and sometimes three or four officers to move them within the jail or to court. In reviewing data, it shows that in 2010, over 32% of our population fell into a special needs category requiring added safety and security and monitoring measures.

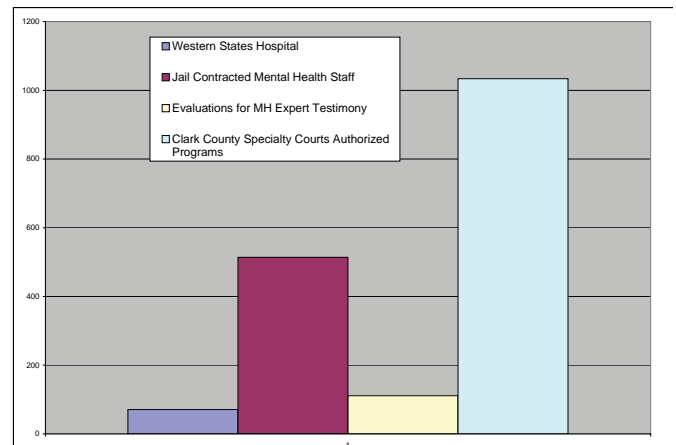
The following chart covers a four-year period that specifies targeted housing areas where we classify special need inmates. The percentage of those deemed “special needs” continues to rise, even though population continues to fall. On a daily basis, staff does an exceptional job of working with these offenders who are violent, suicidal or physically or mentally handicapped or who may be at risk from other offenders.

CELL	HOUSING AREA DESCRIPTION	2007	2008	2009	2010
A1	Suicide Watches Male	445	493	612	568
A2	Disciplinary Or Administrative Segregation	143	139	121	110
A3	Disciplinary Or Administrative Segregation	188	161	159	115
B6	Special Needs Transitional Cell for Observation / Isolation	266	293	227	284
B7	Special Needs Transitional Cell for Observation / Isolation	308	311	335	301
B8	Special Needs Transitional Cell for Observation / Isolation	239	267	313	340
B9	Special Needs Transitional Cell for Observation / Isolation	299	137	392	273
C1	Female Special Needs Protective Custody / Admin Seg/Disciplinary	426	406	465	454
F1	Sex Offender Protective Custody	837	715	715	755
F4	Special Needs Mental Health	377	350	394	445
F5	Sex Offender Protective Custody	581	540	590	736
FHALL	PC Male or Female Temporary Housing	94	49	90	104
Medical	Medical Patients / Special Needs	644	604	685	507
Totals		4847	4465	5098	4992
Total Bookings		16,436	16,323	16,589	15,485
Percent of Population that are Special Needs		29.49%	27.35%	30.73%	32.23%

Not only are officers dealing with a different type of inmate: one that requires a much different skills set to manage. There is also a large proliferation of people who come into the facility to help manage the care of these individuals.

Visits in 2010	Number of Staff	
71	8	<b>Western States Hospital</b>
514	9	<b>Jail Contracted Mental Health Staff</b>
111	21	<b>Evaluations for MH Expert Testimony</b>
66	16	Self Employed Psychiatrist/Psychologist
45	5	Vancouver Guidance Clinic
1034	65	<b>Clark County Specialty Courts Authorized Programs</b>
70	11	Clark County Crisis Services
117	15	Columbia River Mental Health
97	10	Crisis Services NW/Mental Health NW
575	26	Lifeline Connections (includes COMET)
5	1	The Right Choice
168	1	Veterans Administration
2	1	Clark County Ombuds

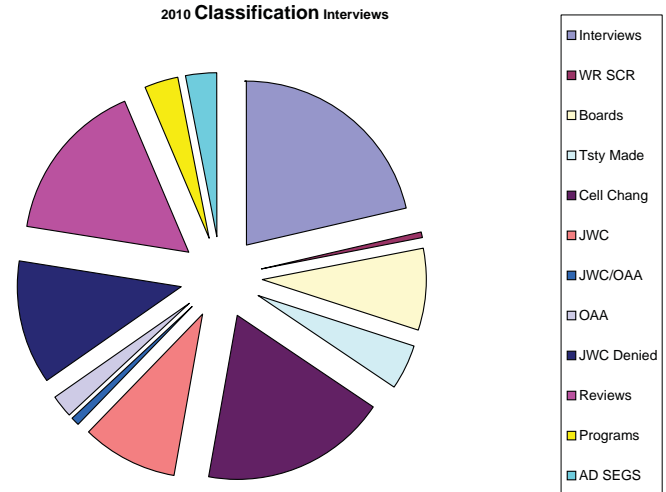
\* Note multiple inmates may be seen during each visit



## Operations Support:

While the majority of officers work directly supervising inmates, there are several posts, positions and units that work to insure that this task is as easy as possible. This includes everything from making sure food is delivered reliably to making sure the housing assignment is appropriate for the inmate's safety and security risk to keeping the appropriate people cleared or not cleared to visit inmates in a professional capacity. Each function furthers the mission of the jail and works toward keeping everyone safe.

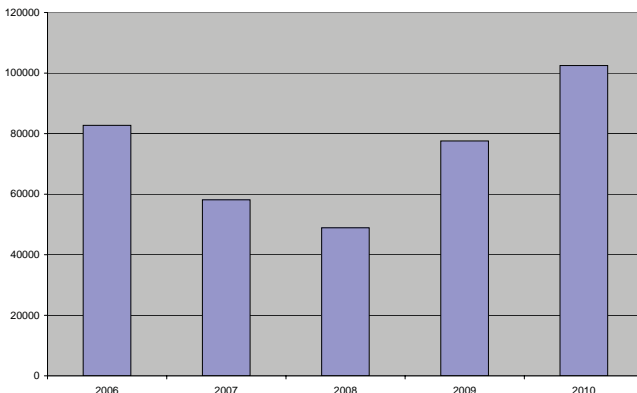
The **Classification Unit** is charged with managing offender placement. This involves balancing and weighing: the inmate risk, researching criminal history and other internal factors to safeguard the public, inmates and staff. They are also responsible for inmate disciplinary board hearings involving major infractions of jail rules. Officers within the Classification unit held 987 major board hearings that directly affect jail safety and security. Classification Officers also conducted 11,973 interviews during this reporting period making determinations that affect inmate, staff, and community safety.



The **Internal Affairs Unit**, along with investigating all manner of allegations, tabulates use of force incidents. During this reporting period, custody staff was involved in 100 uses of force incidents. Eight officers suffered injuries during the year that were work related and three officers assaulted.

The Clark County Custody Branch maintains a **Security Response Team (SRT)** comprised of specially selected, trained, and equipped Custody Officers. The SRT is utilized in situations when conventional detention center resources are unable to maintain or regain control, or when circumstances present the potential of posing such a high risk that the skills and equipment of the team are the most effective option available. Team members are required to be available for contact and response at all times. SRT officers must also maintain above average performance evaluations and fitness levels. To assist with this goal the team meets on a monthly basis for training and/or to conduct strikes to ensuring proficiency of essential skills and critical incident readiness. In February, the SRT conducted a facility inspection of the main jail; counting every screw and bolt in the jail. This is an arduous task but also very necessary. Throughout the year, the SRT also conducted searches of G3 and E5 and attended range and tactics trainings with the Clark Regional SWAT team.

Special Diets



The **Food Services unit** services the main-jail, jail work center, and the juvenile detention facility. Using inmate labor, they cook and distribute meals to the listed facilities three times per day, seven days per week. This unit served a total of 979,452 meals; 102,478 of which were restricted or specialized diets, an increase from 2009. The cost per meal averaged \$1.86. Offenders provided 142,976 hours of work. The unit is monitored by the County Public Health Department, and continually achieves very high ratings

Similar to food services, the **Laundry Services Unit** services the main-jail, jail work center, and the juvenile detention facility. Using inmate labor, this unit collects, washes, folds and delivers clothing, bedding, towels, and sandals to the listed facilities, five days per week. They also process the bio-contaminated linens. In 2010, approximately 529,017 lbs. of laundry was processed or approximately 265 tons. This is an increase of 34,213 lbs. from the previous year, again in spite of a smaller ADP. Offenders provided 21,035 hours of work.

The secured portion of the main-jail and jail work center, are cleaned utilizing a **Cleaning Crew** of working inmates (trusties). These inmates clean, wax, and buff the floors, and clean walls and clean the booking and pod control areas.

One sergeant and thirteen officers are the complement for the specialized **Transport Unit**. While inmate movement seems succinct and relatively simple it is actually only through carefully orchestrated and detailed plans that this functions smoothly and safely. Inmates are moved to other jurisdictions, the courts, and outside medical appointments on a daily basis. These officers ensure the safety of the inmate, the public and themselves while moving individuals outside the secured facilities. It is a testament to their diligence and industriousness that court times and medical appointments are kept with no injuries or successful escapes

In 2010 a new inmate medical provider was awarded the **Jail Medical Services** contract. On February 1, 2010, Conmed Inc. assumed medical services. The change in medical providers has resulted in a number of changes and in the first 11 months of operation, an improvement of services to the inmate population. While services have improved, changes brought a disruption in how statics are collected and compared to previous years.

The new provider also meant new partnerships and opportunities for our communities. This was demonstrated through a partnership with the free medical clinic administered by New Heights Church. Conmed, through the Sheriff's Office, reached an agreement where unused medications, which could not be returned to the distributor or reused in the jail, are donated to the clinic.

The **Custody Administration Support** is responsible for all supply orders for the jail and work center, gathering information and data required for law suits and public disclosure requests, facility and transport statistics, jail clearances, program coordination, database management, construction/remodel coordination, contract monitoring, budgets, medical billings, authorship of inmate handbooks, web site maintenance and myriad other duties. In 2010 they made it possible for 19,536 professional visits and twenty five tours, encompassing 249 individuals from the community. Most of these tours were to individuals interested in a law enforcement career, through such partner programs as Leadership Clark County, College of Legal Arts and the Clark County Skills Center Criminal Justice Program.



# 2010 Jail Statistics

## Jail Population

Average Daily Population	685
Average Length of Stay	16.2
Avg Monthly Bookings	1,290
Avg Monthly Releases	1,289

## Work Release Operations

Walk Away	0
Terminations	60
New Admissions	233

## Transport

Inmates to Court	17,630
Mini Chain	2,452
Medical	157
Western State Hospital	136
Inmates to Video Arraignment	4,443

## Inmate Discipline

Major Infractions	987
Minor Infractions	1,254
Top Three Major Infractions	
601 - Refusal or Delay	117
603 - Fighting	102
604 - Strike/Hit	85

## Medical Unit

Inmates Seen by Staff	8177*
Seen by Mental Health	6,490

\*New Contract provider took over in Feb 11  
Count and divisions of stats are different

## Staffing

Administration	5
Custody Sergeants	18
Custody Staff	125
Support Staff	4
Food Service	14
Laundry/Industry	4
Medical Contract Positions	21.6

## Food Service

Total Meals Served	979,452
Restricted Diets	102,478
Cost Per Meal	\$1.86

## Jail Industry

Offender Hours	142,976
Kitchen	109,952
Laundry	21,035
Janitorial	3,984
Industry	14
Outside & Grounds Crew	7,709
Other	283

## Classification

Interviews	11,975
Screen for Work Release	77
Made Trustee	251
Cell Changes	10248

## Jail Operations

Escapes	1
Escape Attempts	2
Suicides	1
Suicide Attempts	13
Assaults on Staff	3
Officers Injured	8
Hostage Situation	0

## Office Information

Criminal Histories	1,382
Removed from Jail Access	592
Denied Jail Access	24
One Time Clearances	126
Medical Bills Processed	656
Medical Bills Paid	\$312,622.40