



Community Action Advisory Board 5/4/2021

Welcome! Here are a few pointers for our call:

-  Mute button- turns red  when you mute your audio. Click again to unmute.
- Please mute your video to allow priority for translators.
- Please identify yourself when talking so we can capture accurate minutes. Meeting is being recorded.
- “Chat” function has been disabled due to public disclosure rules.



Agenda Overview

- **Introductions (info)**
- **Approval of March Minutes (action)**
- **Built for Zero Initiative (info)**
- **Transportation System Plan Sounding Board (action)**
- **Community Needs Assessment Adoption (action)**
- **Legislative Update (Info)**
- **City of Vancouver AFH Update (info)**
- **All Funding Finance Report (info)**
- **Open Forum**



Agenda

- Introductions (info)
- Approval of March Minutes (action)
- Built for Zero Initiative (info)
 - Presented by Kate Budd, Council for the Homeless





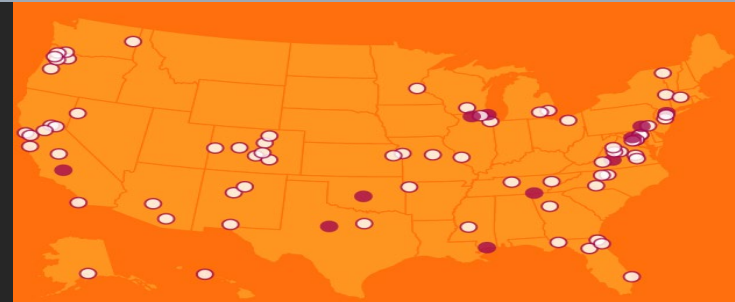
Clark County, WA

Built for Zero. Community Solutions



A data-driven model with a system-wide focused approach on real-time, by-name lists of different populations of people experiencing homelessness.

Built For Zero.
COMMUNITY SOLUTIONS



By Name Lists

Unduplicated Count of all people within a population who engaged with some type of support in the community.

- Veteran
- Chronically Homeless
- Youth
 - Single Adult
 - Family



Veteran By Name List (VBNL)

- CFTH
- Vancouver VA Outreach
- Share
- PIC
- Portland VA
- TPI
- Clark County Veterans Assistance Center
- Impact NW
- Clark County
- VPD/HART team



FUNCTIONAL ZERO (VETERAN):

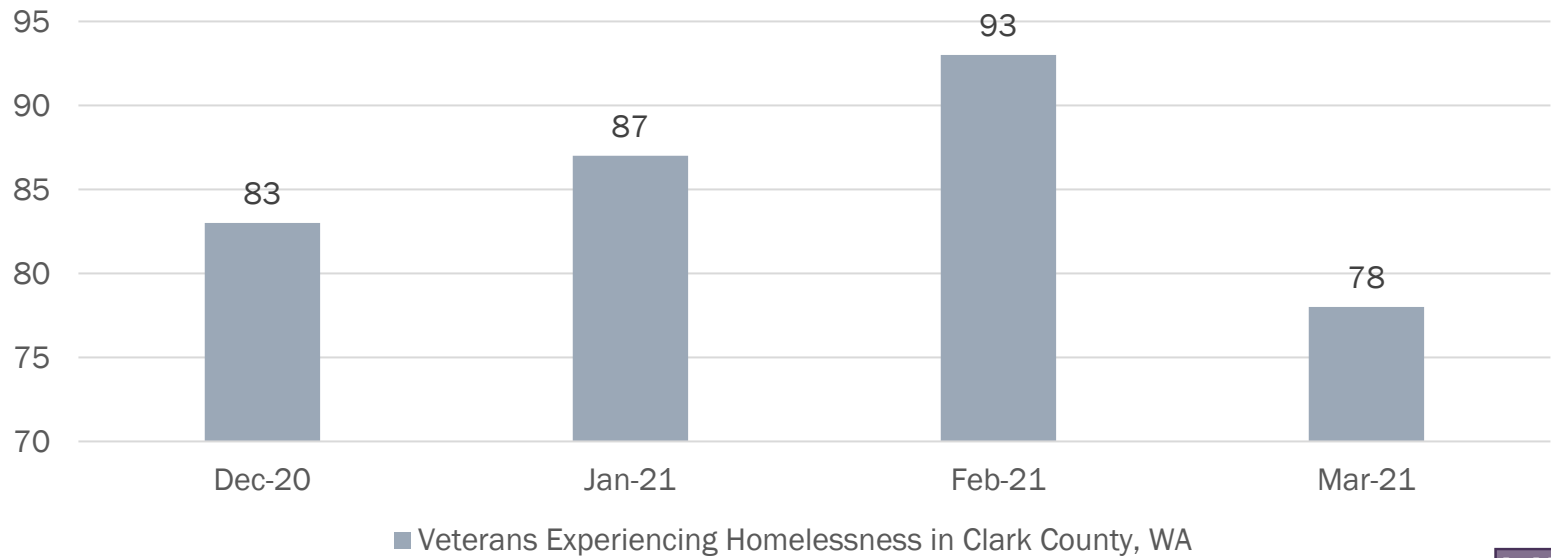
**# ACTIVELY
HOMELESS
VETERANS**



**AVERAGE MONTHLY
HOUSING RATE
(MINIMUM 3)**

Veteran By Name List

December 2020-March 2021



Sources: Clark County HMIS System & Chronically Homeless By Name List



People who are Chronically Homeless By Name List (CBNL)

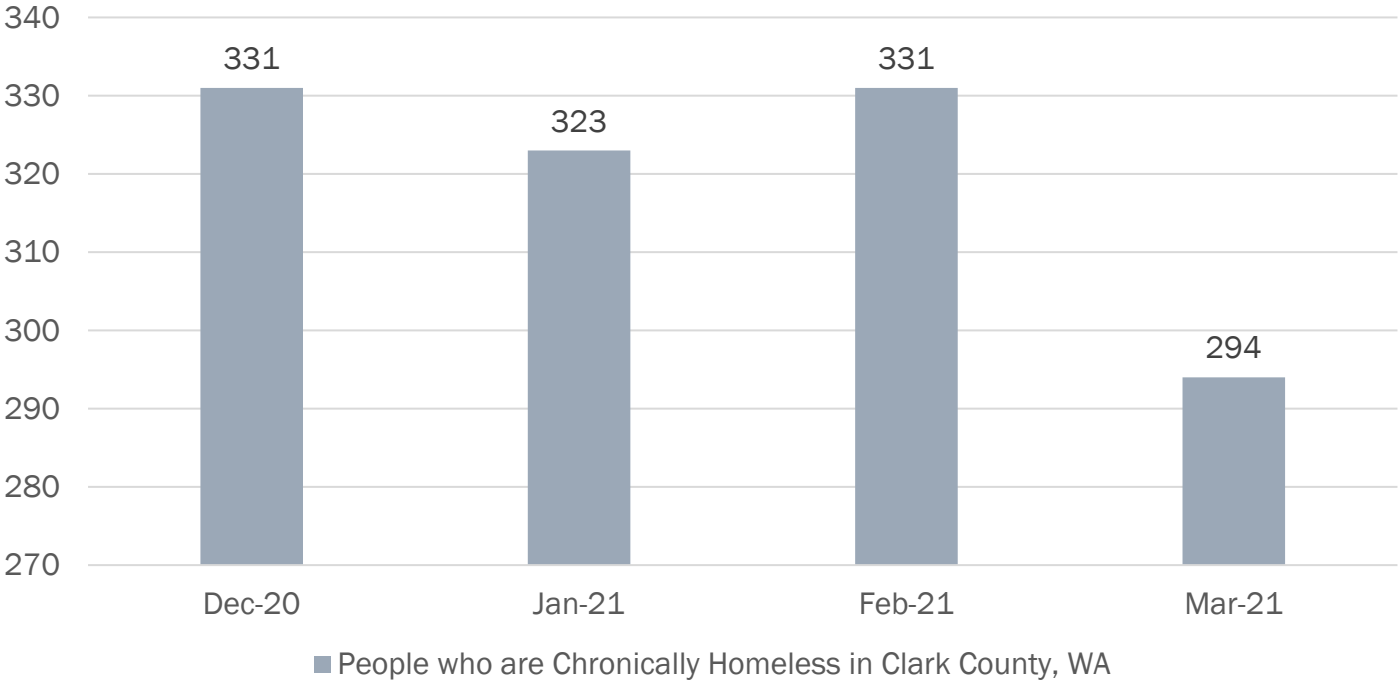
- VPD/HART Team
- Share
- Clark County
- CSNW-Sea Mar
- CFTH

 **FUNCTIONAL ZERO (CHRONIC):**

ACTIVE CHRONICALLY HOMELESS < **3** OR **0.1%** PIT COUNT

Chronically Homeless By Name List

December 2020-March 2021



Sources: Clark County HMIS System & Chronically Homeless By Name List



Next Steps

- ✓ Continue to adopt B4Z recommended policies for By Name Lists and system-wide approaches.
- ✓ Start laying infrastructure for a Youth by name list
- ✓ May/June: Begin a Built for Zero System Team
 - Focus on actionable:
 - How to increase permanent housing options within the system (outflow)
 - Advocacy Opportunities
 - Built for Zero Outcomes and Data
 - Homeless System Changes
 - Elected officials, funders, interested community members, people experiencing homelessness.
- ✓ Needs: Additional outreach staff during non-traditional hours, additional housing with supportive services for people who are chronically homeless.
- ✓ Programs enter data into HMIS, partner with the HSC and engage in the By Name List groups.

Agenda

- Transportation System Plan Sounding Board Recruitment (action)
 - Matt Harmen, Public Works
- Adopt Community Needs Assessment (action)
 - Melanie Green, board member
- Legislative Update (info)
 - Michael Torres, Clark County Community Services
- City of Vancouver Affordable Housing Fund and Homeless Services Update (info)
 - Peggy Sheehan, City of Vancouver



July-Dec 2020 All Funding Finance Report

Alissa Page and Rhonda Hills, Clark County
Community Services



Community Action Programs \$716,901

Funds used to fight the conditions of poverty. Annual allocation, fiscal year ends 6/30/2021. Reported amounts spent 7/1/2020-12/31/2020.

Agency/Program	Annual Contract Amount	CSBG Spent to Date	HSF Spent to Date	HB Spent to Date	Total % Spent to Date
211info	\$92,700		\$43,051	\$3,299	50.0%
Clark College – Financial Wellness	\$127,642	\$28,000	\$53,936		64.2%
Clark County Food Bank – Fresh Alliance	\$45,000	\$7,035			15.6%
CCVLP – Access to Justice	\$90,000		\$41,648		46.3%
Partners in Careers – Career Academy	\$103,981	\$49,284			47.4%
Share – Hunger Response	\$65,000	\$62,171			95.6%



Homeless Crisis Response System \$6,711,632

Emergency housing assistance. Annual allocation, fiscal year ends 6/30/2021. Reported amounts spent 7/1/2020-12/31/2020. Annual contract amounts may have changed to include unspent funds from the previous fiscal year and additional COVID funding.

Agency/Program	Annual Contract Amount	CHG Spent to Date	HEN Spent to Date	HB Spent to Date	Total % Spent to Date
Data Collection, Planning & Core Support Programs					
CFTH – Community Planning	\$184,453			\$59,898	32.5%
CFTH – HMIS	\$66,057	\$31,008		\$3,833	52.7%
CFTH – Housing Solutions Center	\$551,308	\$110,087	\$15,225	\$27,105	46.7%
Sea Mar – SOAR	\$50,150			\$26,698	53.2%
Sea Mar – Outreach	\$71,277	\$19,766		\$9,883	46.8%
Share – Rent Well	\$47,150			\$22,063	41.6%



Homeless Crisis Response System \$6,711,632

Agency/Program	Annual Contract Amount	CHG Spent to Date	HB Spent to Date	Other Spent to Date	Total % Spent to Date
Prevention Rent Assistance					
CFTH – Prevention through Diversion	\$554,629		\$14,029	449,746	83.6%
Janus Youth – Bridges	\$60,000		\$23,311	\$23,311	38.9%
Permanent Supportive Housing					
Impact NW – PSH	\$109,208	\$26,621	\$5,168	\$5,168	29.1%
Lifeline – PSH	\$138,150	\$40,718	\$14,204		39.8%
Share – Lincoln Place PSH Case Management	\$182,926		\$127,926	\$30,000	86.3%
Share – PSH	\$343,079	\$122,251	\$6,463		37.5%



Homeless Crisis Response System \$6,711,632

Agency/Program	Annual Contract Amount	CHG/HEN Spent to Date	HB Spent to Date	Other Spent to Date	Total % Spent to Date
Rapid Rehousing Rent Assistance					
Impact NW – RRH	\$207,148	\$72,036	\$6,463		46.5%
Share – HEN and HEN Pilot	\$3,024,891	\$1,088,458	\$89,294		38.9%
Share – RRH	\$262,604	\$61,998	\$7,750	\$2,854	27.6%
Transitional Housing					
Second Step – Self Sufficiency Program	\$105,000		\$32,448		30.9%



Homeless Crisis Response System \$6,711,632

Agency/Program	Annual Contract Amount	CHG Spent to Date	HB Spent to Date	Other Spent to Date	Total % Spent to Date
Shelter Services					
CFTH – Motel Vouchers	\$332,563	\$52,484	\$7,225	\$170,000	69.1%
Janus Youth – Ascend Motel Vouchers	\$60,000		\$10,879		18.1%
Janus Youth – Oak Bridge Youth Shelter	\$58,355		\$24,415	\$3,250	47.4%
Janus Youth – The Perch Day Center	\$106,324		\$50,124	\$1,750	48.8%
Share – Emergency Shelter System	\$1,382,889	\$60,743	\$627,764	\$170,000	62.1%
Share – Women’s Emergency Shelter	\$218,852	\$40,012	\$89,554	\$20,000	68.3%
YWCA – SafeChoice DV Shelter	\$122,484	\$39,506	\$18,464	\$4,892	51.3%



Shelter Capacity Grant \$4,321,470

Combination of local funds and funds provided by Washington Department of Commerce to increase shelter capacity in Clark County. Funds will be used for acquisition, rehab and operations in partnership with VHA and City of Vancouver funds.

Contract under development with Catholic Community Services of Western Washington.



CARES Act Relief Funds (CRF) \$4,561,562

Funding for Q&I facilities and other HCRS services in response to COVID-19. Reported amounts spent 7/1/2020-12/31/2020. PH invested funds since October to continue services.

Agency/Program	Annual Contract Amount	CRF Spent to Date	State CV Spent to Date	Other Spent to Date	Total % Spent to Date
Quarantine & Isolation Shelter	\$3,334,417	\$714,902	\$117,509	\$911,643	52.3%
HCRS Services	\$1,227,145	HCRS amounts noted in above contracts as Other dollars.			



Community Action Programs – CARES Act \$543,260

Funding to expand Community Action programs in response to COVID-19.
 Reported amounts spent 7/1/2020-12/31/2020.

Agency/Program	Annual Contract Amount	CSBG-CV Spent to Date	Total % Spent to Date
211info	\$49,000		0.0%
Clark College – Financial Wellness Program	\$54,750		0.0%
Clark County Food Bank – Fresh Alliance	\$37,000		0.0%
Clark County Volunteer Lawyers Program – Access to Justice	\$131,500	\$29,408	22.4%
Partners in Careers – Career Academy	\$47,000	\$9,696	20.6%
Share – Hunger Response	\$90,750	\$54,560	60.1%



Eviction Rent Assistance Program (ERAP) \$12,014,969

Emergency rent assistance in response to COVID-19. Reported amounts spent 7/1/2020-12/31/2020.

Agency/Program	Annual Contract Amount	ERAP Spent to Date	CRF Spent to Date	Total % Spent to Date
Rent Assistance Providers				
Council for the Homeless	\$5,004,175	\$3,102,615		62.0%
Impact NW	\$511,060	\$482,093	\$19,993	98.2%
Lifeline Connections	\$349,000	\$284,199	\$57,273	97.8%
Share	\$5,578,656	\$3,351,716	\$102,601	61.9%



Eviction Rent Assistance Program (ERAP) \$12,014,969

Agency/Program	Annual Contract Amount	ERAP Spent to Date	Total % Spent to Date
Outreach & Engagement Providers			
Cascade AIDS Project	\$3,950	\$3,950	100.0%
Chris Bennett Enterprises Charities	\$24,810	\$24,810	100.0%
Hispanic Metropolitan Chamber	\$875	\$875	100.0%
LULAC	\$4,550	\$4,550	100.0%
Lutheran Community Services NW	\$13,200	\$13,200	100.0%
Odyssey World	\$45,000	\$45,000	100.0%
PEACE NW	\$20,925	\$20,925	100.0%
The Noble Foundation	\$28,675	\$28,675	100.0%
WADHH	\$4,200	\$4,200	100.0%
White Center dba COFA	\$23,400	\$23,400	100.0%



Emergency Solutions Grant – CARES Act \$4,916,760

Emergency homeless crisis response system funds in response to COVID-19. Reported amounts spent 7/1/2020-12/31/2020. Over \$3.5m was made available through an RFA process.

Agency/Program	Annual Contract Amount	ESG Spent to Date	Total % Spent to Date
CFTH – HMIS	\$286,380		0.0%
CFTH – Prevention as Div	\$273,280		0.0%
Share – Emergency Shelters	\$144,300		0.0%
Share – Women’s Emergency Shelter (WHAT)	\$66,600		0.0%
YWCA – SafeChoice Domestic Violence Shelter	\$65,000	\$842	1.3%
Share – RRH	\$205,350	\$96	0.1%



Treasury Emergency Rent Assistance \$30,146,241

Emergency prevention rent assistance in response to COVID-19.

Agency/Program	Annual Contract Amount
Rent Assistance Providers	
Bridgeview Housing	\$2,696,000
Clark County Veterans Assistance Center	\$700,000
Council for the Homeless	\$7,759,500
Clark Public Utilities	\$3,300,000
Impact NW	\$684,000
Janus Youth	\$1,140,000
Lifeline Connections	\$1,460,842
Partners in Careers	\$912,000
REACH	\$355,000
Share	\$10,138,036
Second Step Housing	\$175,000

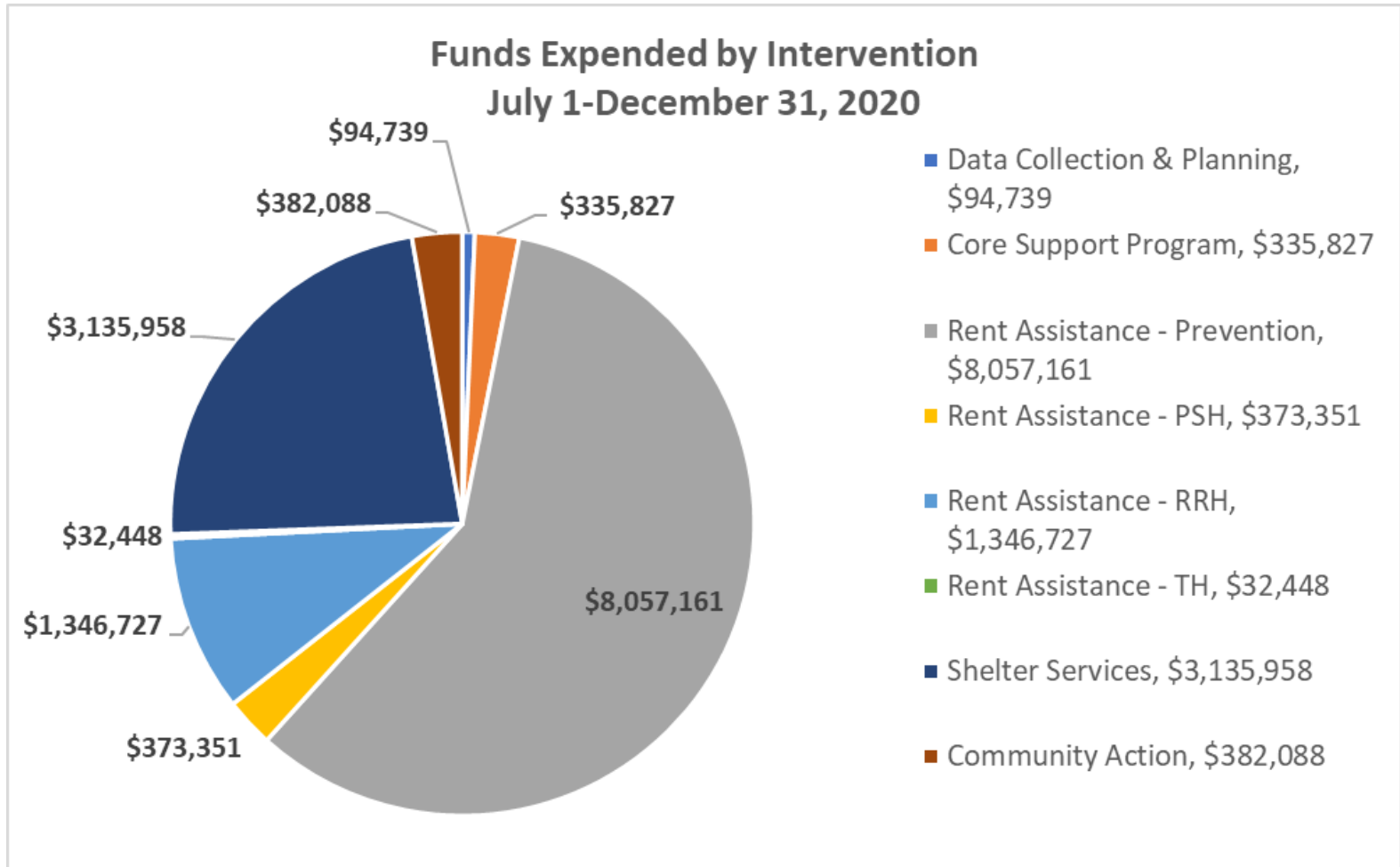


Treasury Emergency Rent Assistance \$30,146,241

Agency/Program	Annual Contract Amount
Outreach & Engagement Providers	
Chris Bennett Enterprises Charities	\$42,700
Clark County Latino Youth Leadership	\$1,000
White Center Community Development dba COFA	\$13,725
Hispanic Metropolitan Chamber of Commerce	\$1,800
LULAC	\$12,500
Lutheran Community Services NW	\$5,750
Odyssey World	\$975
PEACE NW	\$15,500
The Noble Foundation (includes rent assistance)	\$122,300
WA Advocates of Deaf & Hard of Hearing	\$4,125



Expended Funds by Intervention Comparison



Wrap Up

- **Open Forum** (up to 3 minutes)

- **Other Business**
 - May is Community Action Month
 - Proclamation being read at today's Council Hearing:
<https://clarkwa.webex.com/clarkwa/j.php?MTID=e49da484af64c18687dc709a3c7d5f49a>

Save the Date: July 6, 2021 - next CAAB meeting

