



WELCOME! Community Action Advisory Board Meeting

- This meeting is being recorded.
- Please identify yourself when talking so we can capture accurate minutes.
- “Chat” function is not available due to public disclosure rules.
- Closed Captioning now available 
 - Turn on Webex Assistant and follow the prompts to turn on closed captioning
- Lock participant videos in Webex
 - Lock up to 6 participants to see them regardless of who is speaking
 - Each person can customize their own set of pinned participants
 - Hover over the thumbnail location you want to lock a participant to
 - Click on More  and select *Lock a participant to this location*
 - Select the participant from the list you want to lock in that position



Agenda Items

- Approval of March and April 2022 Minutes (action)
- Community Action Programs Funding Recommendations (action)
 - Rebecca Royce, Clark County Community Services
- Homeless Crisis Response System Funding Recommendations (action)
 - Beth Landry, Clark County Community Services



Agenda Item: CAP Funding Recommendations (action)

Income & Asset Building			Anticipated:	\$75,000
Applicant	Program	Score	Requested Amount	Recommended Amount
Clark College	Financial Wellness Program to Address Intergenerational Poverty	85.2	\$75,000	\$75,000
			Total Funded:	\$75,000

Physical Health			Anticipated:	\$171,000
Applicant	Program	Score	Requested Amount	Recommended Amount
Share (food)	Hunger Response	87.2	\$90,000	\$90,000
Battle Ground HealthCare (dental)	Dental Expansion	76.5	\$45,000	\$45,000
Lord's Gym (food)	Food Assistance	68.5	\$48,530	\$36,000
Lord's Gym (applied as New Life) (dental)	Physical Health and Access to Advocacy Dental Assistance Program	67.8	\$72,640	
			Total Funded:	\$171,000



Agenda Item: HCRS Funding Recommendations (action)

Permanent Supportive Housing			Anticipated:	\$707,633
Applicant	Program	Score	Requested Amount	Recommended Amount
Impact NW	PSH	88.2	\$205,633	\$205,633
Share	PSH HUD match/support	81.0	\$138,000	\$138,000
Share	PSH	83.7	\$364,000	\$364,000
			Total Funded:	\$707,633

Rapid Rehousing			Anticipated:	\$891,181
Applicant	Program	Score	Requested Amount	Recommended Amount
Impact NW	RRH	83.8	\$293,323	\$293,323
Janus Youth	RRH	77.8	\$207,858	\$207,858
Share	RRH	76.8	\$290,000	\$290,000
Lifeline	RRH	55.9	\$100,000	\$100,000
			Total Funded:	\$891,181

Transitional Housing			Anticipated:	\$239,646
Applicant	Program	Score	Requested Amount	Recommended Amount
YWCA	Transitional Housing	77.0	\$125,000	\$125,000
New Life Friends Church	Transitional Housing	74.2	\$114,646	\$114,646
			Total Funded:	\$239,646



Agenda Item: HCRS Funding Recommendations (action)

Shelter Capacity Increase (new)			Anticipated: \$304,427	
Applicant	Program	Score	Requested Amount	Recommended Amount
Outsiders Inn	Shelter	82.8	\$304,427	\$304,427
			Total Funded:	\$304,427

Targeted Prevention			Anticipated: \$320,930	
Applicant	Program	Score	Requested Amount	Recommended Amount
Janus Youth	Targeted Prevention	76.3	\$170,930	\$170,930
Council for the Homeless	Targeted Prevention	71.5	\$150,000	\$150,000
			Total Funded:	\$320,930

Core System Program			Anticipated: \$50,000	
Applicant	Program	Score	Requested Amount	Recommended Amount
Share	Rent Well	60.7	\$50,000	\$50,000
			Total Funded:	\$50,000



Agenda Item: CAP and HCRS RFA Next Steps (info)

- CAAB recommendations must be approved by County Council
- Staff report will be drafted and sent to Council
- Staff will inform the board when the Council meeting for the approval of the recommendations is determined
- Staff will draft contracts to begin July 1
- Staff will create quarterly reports to monitor program activity
- Staff will create a monitoring plan to verify programs are meeting contract requirements



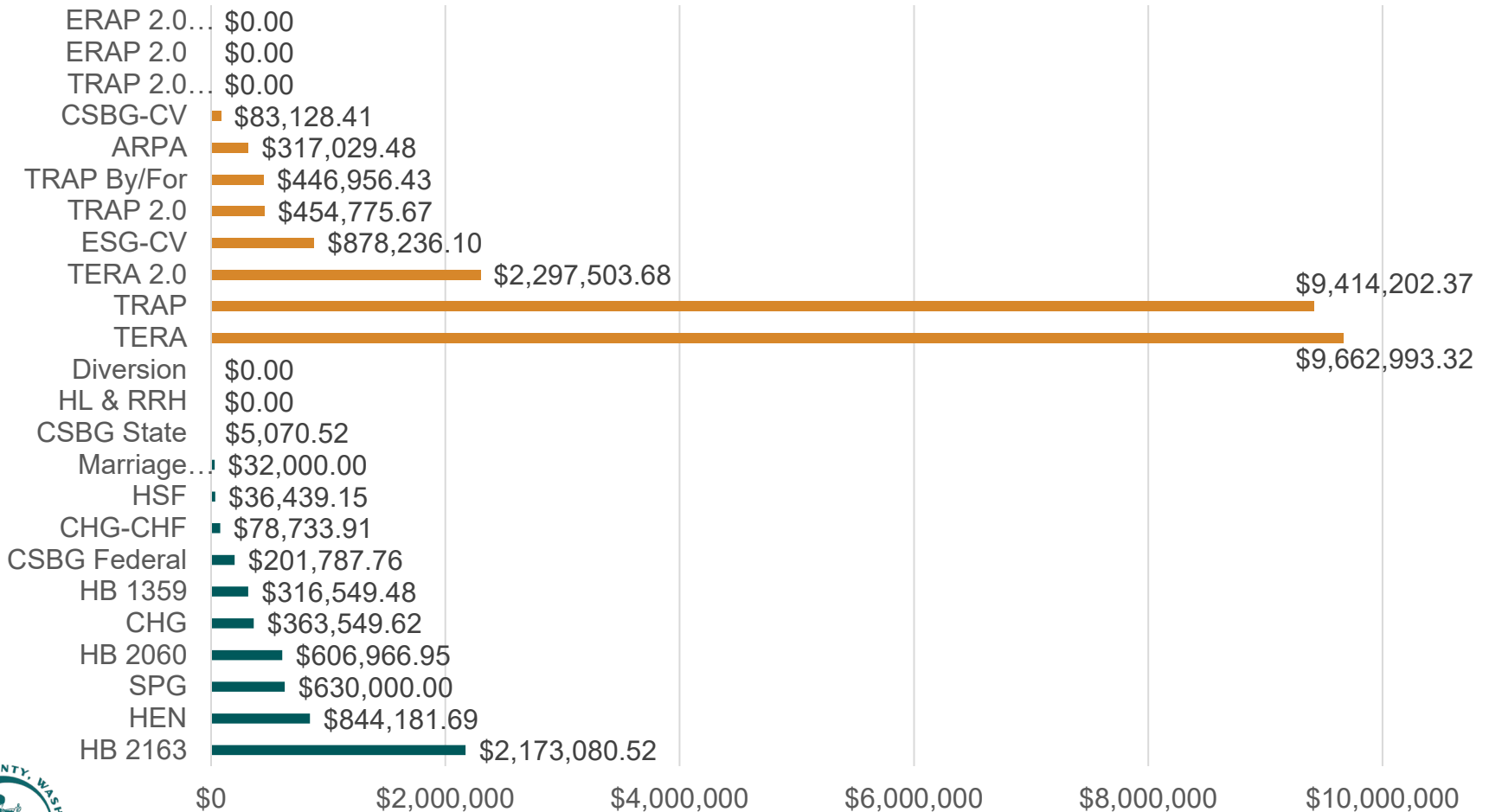
Agenda Item: Finance Reports (info)

- July-December 2021 All Funding Finance Report (info)
 - Alissa Page, Rhonda Hills and Willy Traub, Clark County Community Services
- All new report design
 - PDFs of the reports will be sent in the follow-up email
- Separate expense and revenue reports
- Represents 122 programs and 26 funding sources



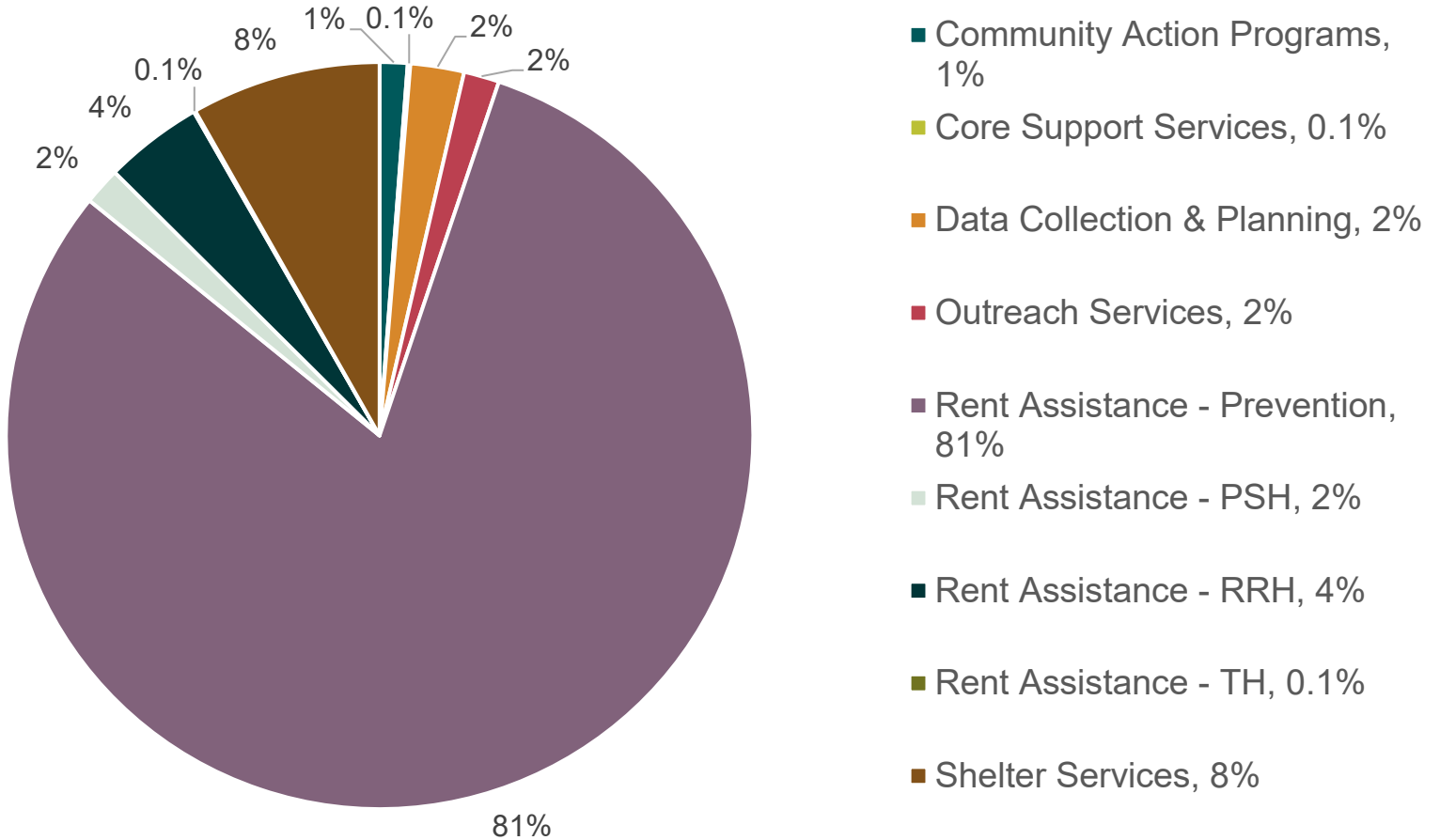
Finance Reports: Funding Expended by Fund Source

Distribution of funding by fund source. Includes regular funds (dark teal) and COVID funds (orange) expended July-December 2021.



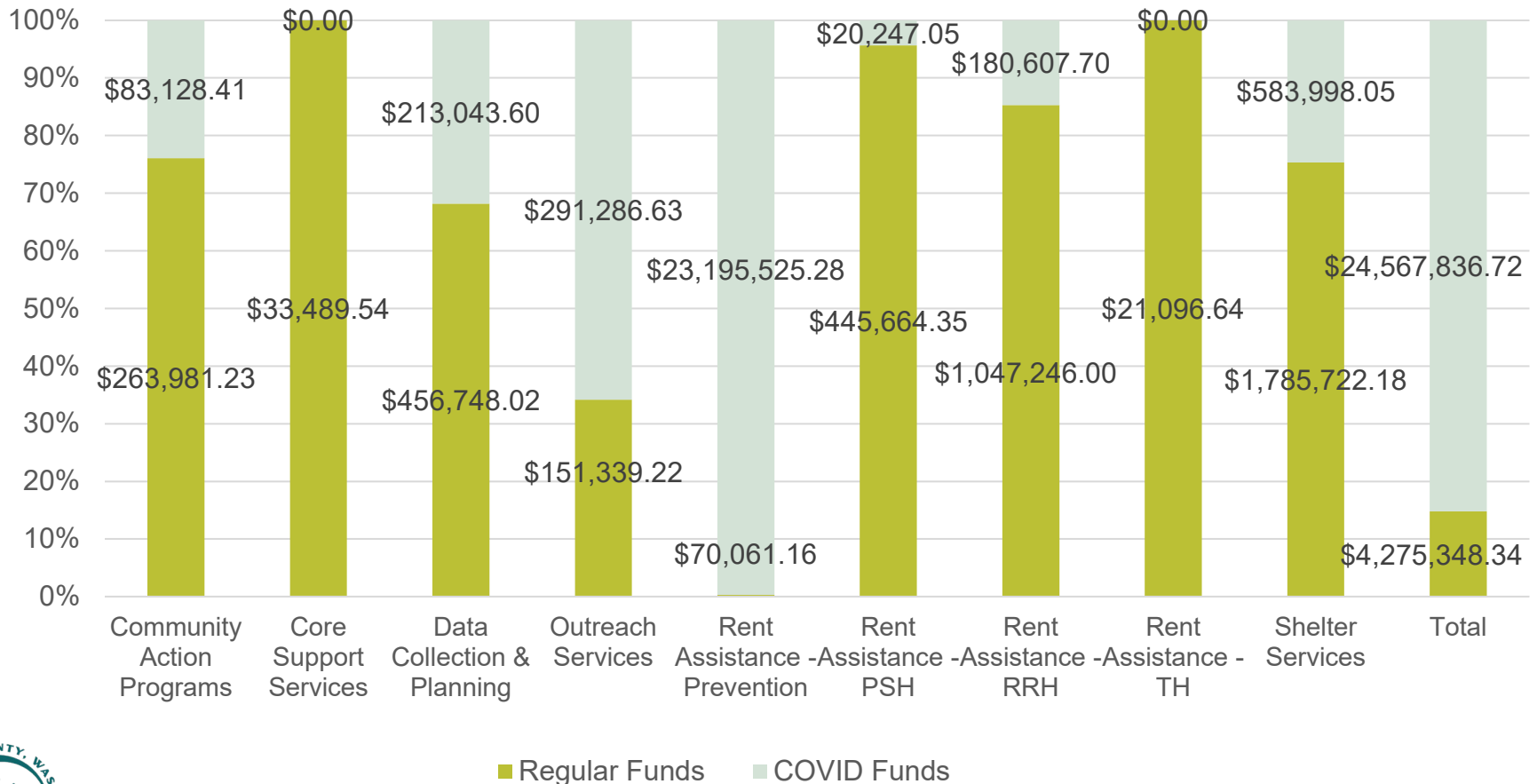
Finance Reports: Funding Expended by Service Type

Distribution of funding by type of service provided. Includes regular and COVID funds expended July-December 2021.



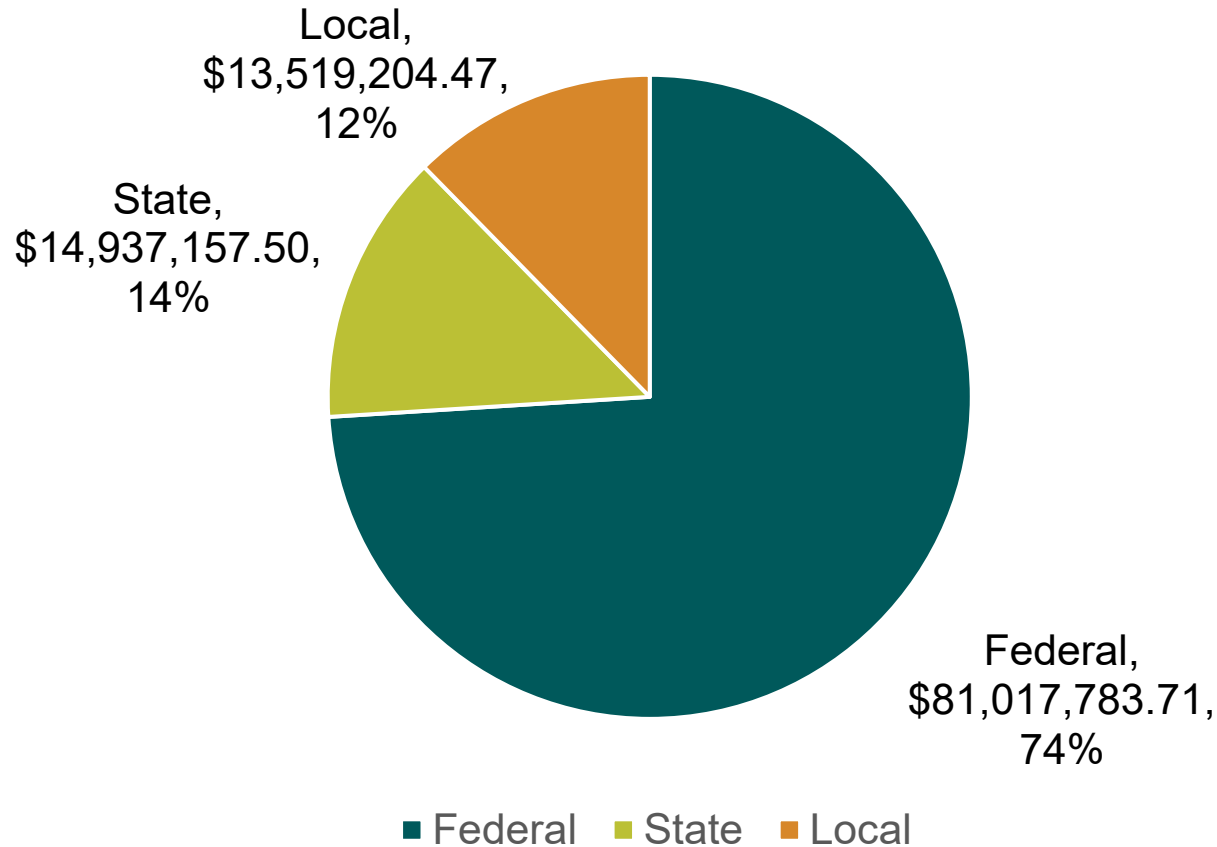
Finance Reports: Funding Expended by Service Type

Distribution of funding by type of service provided. Compares regular and COVID funds expended July-December 2021.



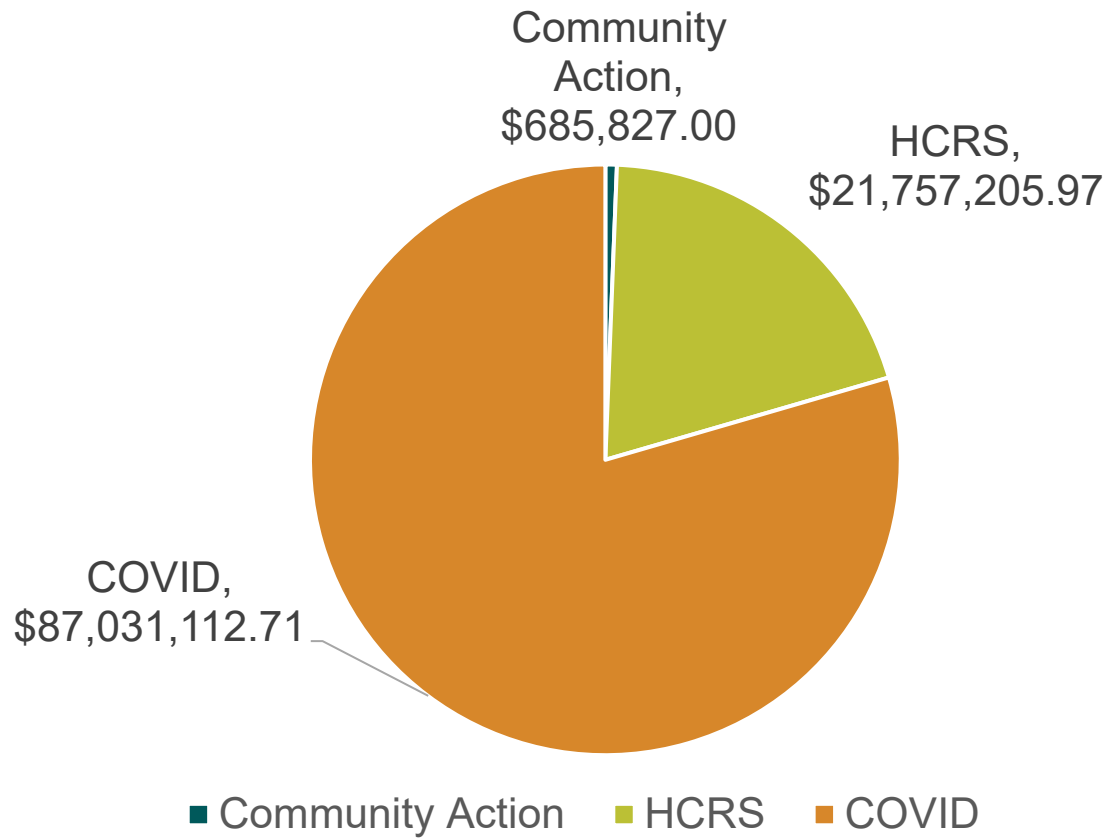
Finance Reports: Revenue Fund Sources

Comparison of fund sources received between state, local and federal awards. Includes regular and COVID related funds. Allocation timelines vary.



Finance Reports: Revenue Fund Categories

Comparison of funds received between regular allocations and COVID-19 funding. Allocation timelines vary.



Agenda Items

- Legislative Advocacy Committee Update (info)
 - Karen Kameroff, CAAB member
- City of Vancouver Affordable Housing Fund and Homeless Services Updates
 - Samantha Whitley, City of Vancouver



Approved CDBG/HOME Projects 2022

Partner	Program	Funding	People Served
Boys and Girls Club	Youth Violence Prevention	\$75,000*	300 youth
Council for the Homeless	Dynamic Diversion	\$75,000*	134 at risk of homelessness
Council for the Homeless	Motel Voucher Program	\$75,000*	300 who are homeless
Janus Youth	Oak Bridge Case Management	\$75,000	80 youth who are homeless
New Life Recovery	Homelessness to Home	\$50,000	50 people
NW Furniture Bank	Services to Vancouver Families	\$20,000	300 people
Restored and Revived	Peer Support and Mentorship	\$50,000	40 people
X-Change Recovery	Outreach & Street Medicine	\$50,000	100 people who are homeless
Workforce SW WA	Childcare for Job Seekers	\$40,000	15 women
Total		\$510,000	1,319

Approved CDBG/HOME Projects 2022

Partner	Recommended CDBG	Recommended HOME	Households Served
Janus Youth	\$50,000	\$103,000	30 youth
Salvation Army	\$27,500	\$78,000	15 families
Lifeline Connections	\$13,200	\$69,000	6 in recovery
Second Step Housing	\$50,000	\$135,353	14 transitional housing
Share	\$50,000	\$203,000	30 highly vulnerable
TOTAL	\$190,700	\$588,353	95

HOME-ARP Survey Results

Developed survey for partners and community input to help determine priorities for the people and activities that HOME-ARP will serve.

Total of 91 responses from:

Vancouver residents

Service providers

Public agencies

Civil rights groups

Coalition of Service Providers

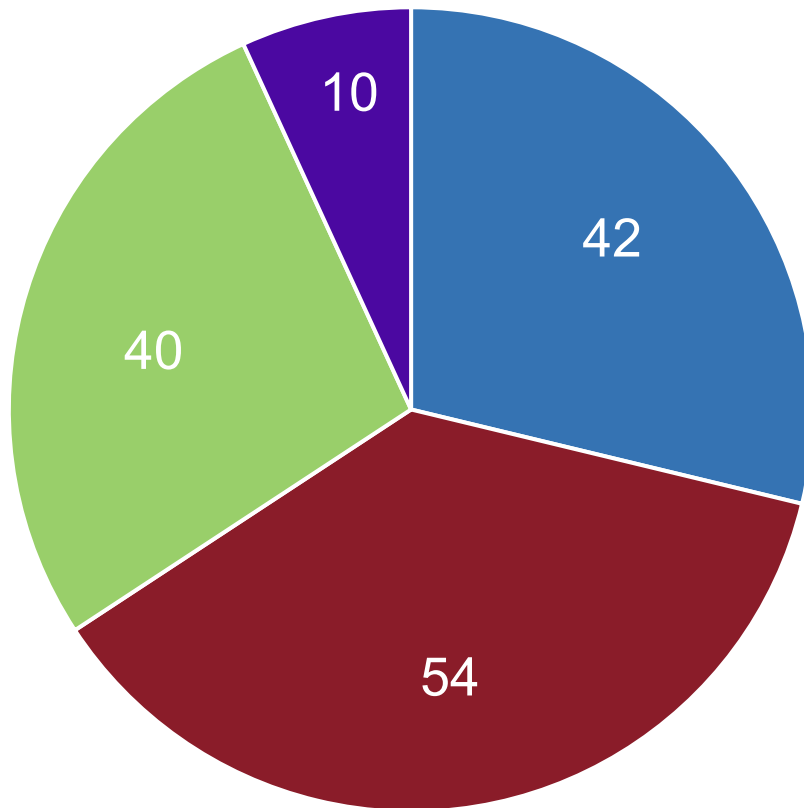
VHA

Fair housing groups

People with disabilities

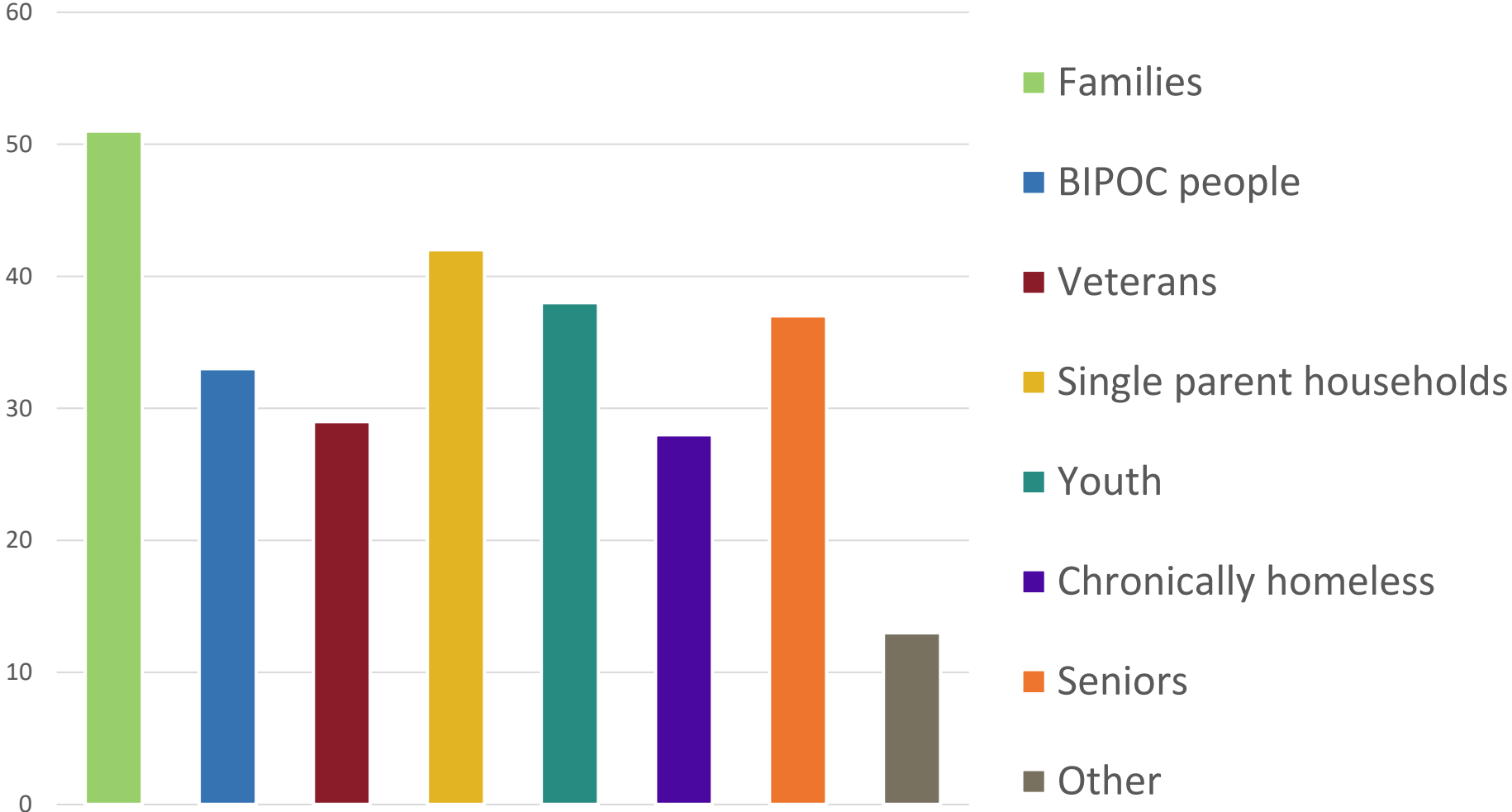
What populations should the City prioritize?

Populations

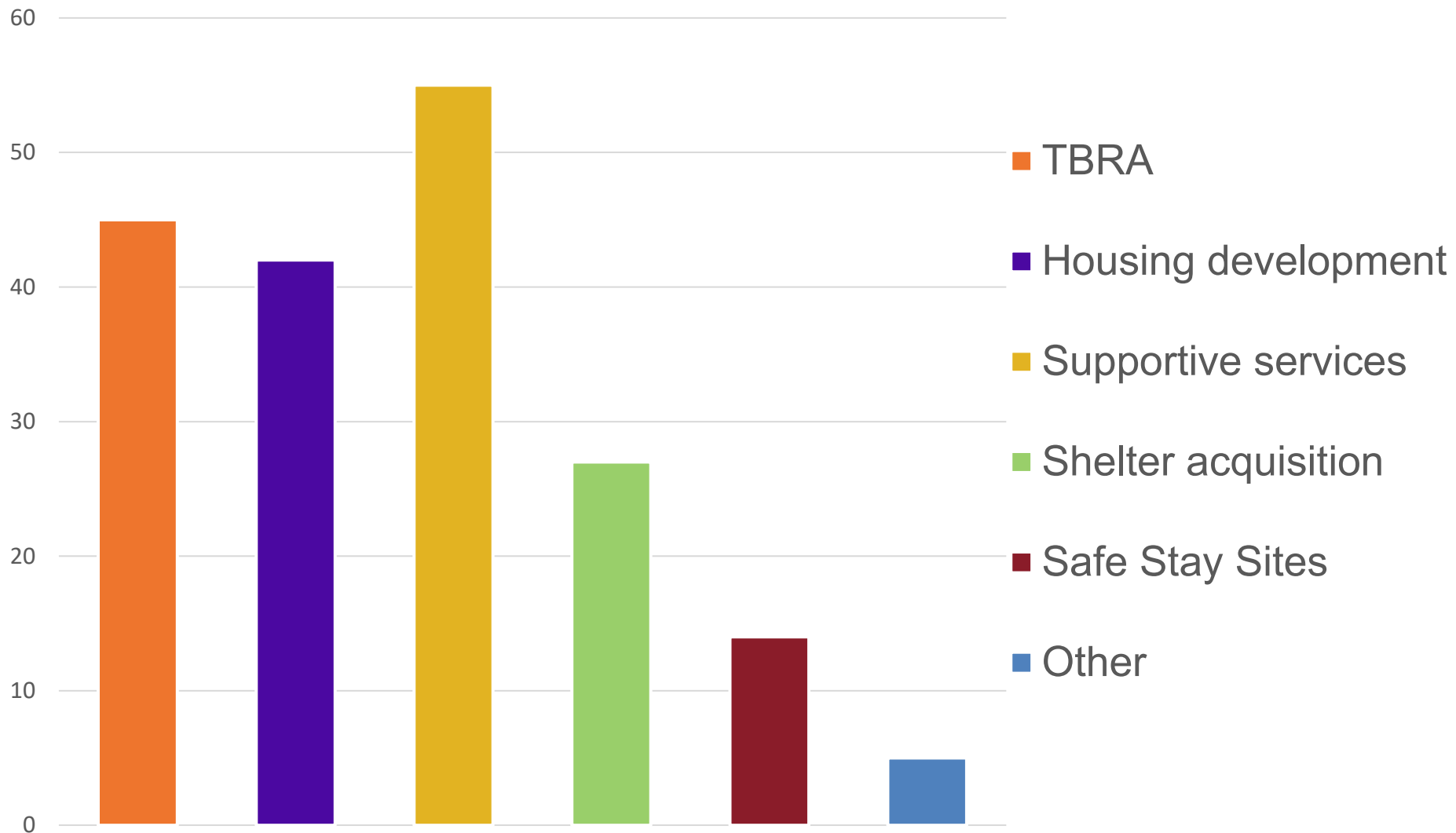


- People experiencing homelessness
- People at-risk of homelessness
- People fleeing domestic violence
- Other

What subpopulations should the City prioritize for homelessness assistance?



What activities should the City prioritize?



Questions and Feedback

- Do you generally agree with the survey results?
- Anything different you would recommend?

Agenda Items

- Legislative Advocacy Committee Update (info)
 - Karen Kameroff, CAAB member
- City of Vancouver Affordable Housing Fund and Homeless Services Updates
 - Samantha Whitley, City of Vancouver
- May is Community Action Month
 - Rebecca Royce, Clark County Community Services



Agenda Items

- May is Community Action Month
 - Rebecca Royce, Clark County Community Services
- Open Forum (up to 3 minutes)
- Other Business
 - New Community Needs Assessment Website

Next CAAB Meeting:

July 6, 2022, starting at 9am

