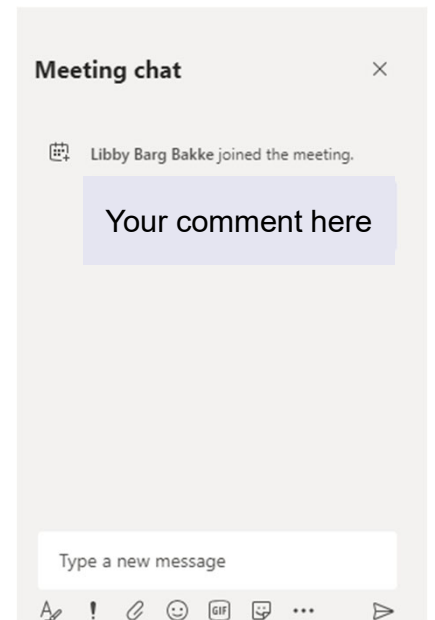


Welcome!

Joining us remotely? Here are some things to know—

- The meeting is being recorded.
- Committee members can use the chat or raised-hand tools to participate in the discussion.
- If you are guest, you can ask questions or comment using chat.





Clark County Parks Advisory Board

Meeting Agenda



Tuesday, June 13th, 2023, 4:00 – 5:20 PM

4000 NE 78th Street, Vancouver, WA. 98665

Luke Jensen Sports Park in the
LJSP Bud Van Cleve Community Meeting Room, and
Virtual Meeting via Microsoft Teams

PAB Members:

James Kautz, Chair
Teresa Meyer, Vice Chair
Donald Meeks, Secretary
John Jay
Galina Burley
Tonya Dow

School District

Liaisons:

Cale Piland (Evergreen)
Vacant (Vancouver)

Parks Foundation:

Vacant

Next Meeting:

July 11, 2023
Microsoft TEAMS and
In-Person

****Motion Needed**

- | | |
|--|---------|
| 1. CALL TO ORDER | 4:00 PM |
| 2. ADMINISTRATIVE ACTIONS | 5 MIN |
| <ul style="list-style-type: none">a. Meeting structure guidelines for Teamsb. Roll call / guest introductionsc. Approved previous Minutes. Copies of these can be found on the website, via https://clark.wa.gov/public-works/parks-advisory-board<ul style="list-style-type: none">• Approve May 9, 2023 meeting minutes** | |
| 3. PUBLIC COMMENT | 10 MIN |
| The public is encouraged to participate in the following ways: <ul style="list-style-type: none">• By phone: 213-262-7043 and enter access code: 126 545 476#• Submit public comments to: pab@clark.wa.gov | |
| 4. MANAGERS REPORT | 20 MIN |
| <ul style="list-style-type: none">a. Departmental Updates | |
| 5. UNFINISHED BUSINESS | 15 MIN |
| <ul style="list-style-type: none">a. Park Fees Review Sub-Committee Update | |
| 6. NEW BUSINESS | 20 MIN |
| <ul style="list-style-type: none">a. Hazel Dell Master Planb. Minnehaha Master Plan | |
| 7. ROUNDTABLE DISCUSSION (PAB Members) | 10 MIN |
| 8. ADJOURN | |

5:20 PM

Parks Advisory Board meetings get recorded and the audio gets posted on the Clark County Parks website.



Clark County Parks Advisory Board

Agenda Item



Date: 6/13/2023

Agenda Item: Park Fees Review Sub-Committee Report

Action Item
Informational Item X

Overview:

In 2022 the parks advisory board established a sub-committee to review park fees to determine if any fee changes or policy changes were recommended. The sub-committee has held (4) meetings and this item will review the work being completed and update the board on the next steps.

The report has reviewed the fee program and below is a summary of recommendations:

- A policy on cost recovery is recommended to help guide our fee program.
- Generally, county parks fees are below neighboring jurisdictions.
- No fee change has occurred since 2010.
- Fees recommended were made with consideration of cost and operational costs.
- Generally, fee recommendations are below neighboring jurisdictions.

The current timeline is to review the sub-committee recommendations and see if any updates or edits by PAB at our June meeting and seek a recommendation in July. This recommendation will be submitted to County Council for review at a future Council meeting. Any proposed changes that are approved would be implemented on January 1, 2024.

Prior Action by PAB: Appointed a sub-committee

Action Requested: None

Attachment:

Prepared By: Rocky Houston



Central Shelter at Lewisville Regional Park

PARK FEES REVIEW

2023
DRAFT

CLARK COUNTY PUBLIC WORKS, PARKS & LANDS
DIVISION



CLARK COUNTY
WASHINGTON

PUBLIC WORKS
PARKS AND LANDS



Paddle Event at Lake Vancouver Regional Park

EXECUTIVE SUMMARY

A six-month review by Parks staff and a sub-committee of Parks Advisory Board (PAB) Members developed the following recommendations. The Clark County Parks fees were last updated in 2010. An evaluation of current fees, neighboring jurisdiction fees and operational costs was considered. The following report will review this work and identify proposed fees for PAB to review and submit a proposal to Clark County Council.

BACKGROUND AND PURPOSE

Purpose

State law grants local government agencies authority to impose user fees to recover costs for certain community services. User fees are charged for personal choice services. Personal choice services are those that more directly benefit individuals (e.g., classes, facility rentals). Services and programs that generally benefit all taxpayers (e.g., playgrounds, open spaces) are not personal choice services. As the cost to provide services increases, user fees should change to keep pace with costs.

Fair and reasonable fees for use-based services supports adequate maintenance and operations levels. A well-structured fee program helps ensure sufficient levy and general taxpayer funds are available to maintain services that are provided for the benefit of the general public. Establishing user fees at appropriate levels helps meet the service level expectations of the community.

Analyzing existing user fees and establishing expectations for cost recovery is imperative to maintaining a healthy budget. During the creation of the 2022-2028 Parks, Recreation and Open Space (PROS) plan, the Parks Advisory Board (PAB) acknowledged the need for an analysis of current fees including a market analysis of similar services and recreation providers and an analysis of actual costs for service delivery.




Figure 1 - Vancouver Lake Regional Park

Goals & Objectives

The main goals and objectives of the review are:

- Develop a cost recovery model and policy that provides a framework for future planning, budgeting, pricing, and resource allocation for the county's parks and recreational services.
- Utilize an interactive and holistic approach to develop a cost recovery policy which reflects the goals, mission and vision of the county and aligns available and projected resources with services and commitments. This includes desired levels of service, sustainable fiscal stewardship, and industry best practices.

An implementation plan that will ensure the county is strategically progressing to meet the needs of the community in a financially sustainable and equitable manner.

The final report includes:

- A general review of the county's current fees.
- Current fee methodology and allocation plan.
- A determination of what it costs the county to provide various services.
- Streamlining or changes in fees due to a shift in methodology or pricing rationale.

- Recommendations for adjustments to the fee schedule for county parks.

Subcommittee Formation

The subcommittee was made up of (3) PAB members and (2) Parks Division Staff. They are:

- Jim Kautz, PAB
- Don Meeks, PAB
- Theresa Meyer, PAB
- Eric Christensen, PW Community Engagement & Inclusion Section
- Rocky Houston, Parks & Lands Division

Additional County staff assisted in collecting data:

- Nick Bundy, PW Business Services and Financial Controls
- Amy Arnold, Parks & Lands Division
- Tracy Korhonen, PW Community Engagement & Inclusion Section

Review Process

1. Data collection
 - a. Review of neighboring public park agency fees
2. Costs and fees analysis
 - a. Review of operational cost for services
 - b. Review of cost recovery
3. Draft fee schedule and report
 - a. Draft
4. Community engagement and feedback
5. PAB recommendation
6. County council review
7. Implementation



Figure 2 - 5k Run at Lewisville Regional Park

COSTS AND FEE ANALYSIS

Clark County established a fee system to manage use, create the ability to plan and coordinate resources to meet use levels, offset some of the costs associated with more individualized uses and events, and to help balance the use of funds from the general fund and the Greater Clark Park District levy fund. The general fund is used to support many county functions and has a six-year fund projection that shows obligations exceeding revenues.

The GCPD levy fund is restricted to a maximum rate of \$0.27 per \$1,000 of assessed value and is currently \$0.14 per \$1,000 of assessed value. The budget for the GCPD cannot exceed an increase of 1% per year or exceed \$0.27 per \$1,000 of assessed value, whichever is less. Currently, the expenditures for operating the GCPD exceeds revenues, and the reserve for the fund is being monitored.



Figure 3 - Public Meeting at Bud Van Cleve Meeting Room

The purpose of a user fee is to cover the cost of a service, directly recouping costs from those who benefit from the public good or service being used. A tax or levy is a compulsory fee that all property owners, in the case of the GCPD levy, pay within the district to fund certain services.

The last documented rate increases for park use fees was in 2010. It is important to note that parking fees were suspended from 2009 to 2017 and that shelters within the GCPD did not have a fee until 2017. Since that time there has been a 38% increase in inflation. There have been 11 new parks developed and no additional operations staff hired since the last rate increase. The population of Clark County has increased by nearly 100,000 (24%) since 2010.

Data Collection

Data was collected by staff and reviewed by the PAB subcommittee for park use fees. Data was collected from existing county information about our current fee programs. Data about other agencies' fee programs was gathered from interviews and for regional park and recreation providers' web pages. The data is integrated into the analysis by fee type fee analysis section.

Cost Analysis

The cost of operating and maintaining the county parks system in 2023 is \$11.2 million. This includes \$3 million for major maintenance projects. Our accounting of costs is developed to manage the costs by park (location) and by the type of work (program). Currently, we do not track Operations & Maintenance (O&M) costs specifically to the costs of an individual reservation, event or sports field.

As such, the cost analysis used is an average of total costs at a specific park and a survey of staff on average time/costs associated with those uses or events where a fee charged.

It is important to note that the county parks system does not currently have an adopted cost recovery policy. A cost recovery policy would set the standard for the degree to which the operational and maintenance costs of a service are supported by a user fee. Generally, the standard for parks and recreation programs nationally is to have cost recovery percentages set by the level of community benefit versus individual benefit. The national average rate of cost recovery is 34 percent. The subcommittee is recommending the establishment of a cost recovery. The parks division and the PAB will work on this in 2023 and 2024.

Parking Fees

CURRENT FEE PROGRAM ANALYSIS

There is currently a parking fee at four regional parks: Lewisville, Frenchman's Bar, Vancouver Lake, and the Klineline portion of Salmon Creek. A parking fee was established to assist with offsetting use of the general fund to manage these parks. The current program provides four rate levels for vehicles, based on space utilization (size). These fees range from \$2 to \$8 per day. A 12-month pass is available for \$30. The pass is assigned to a specific vehicle. Daily fees are collected via electronic parking meters or at fee booths staffed seasonally. Parking fees can be paid via cash, debit, or credit cards. A 12-month parking pass can be purchased online, at a fee booth or at the parks division office. The division averages \$530,000 in gross income and \$339,000 in net income from the parking fee program.



Figure 4 - Baseball Game at Luke Jensen Community Sports Park

Appendix A has three tables that show the daily parking volumes by park, parking pass by type and the 12-month parking passes by location sold. The fee booth is the primary collection tool for daily parking fees. The months of May to September see the highest level of daily parking fees.

COMPARABLE ANALYSIS

A review of local jurisdictions with parking fees shows that the current rates that the county charges are below what others are charging.

Shelter Fees

CURRENT FEE PROGRAM ANALYSIS

We have 29 shelters that are reservable at 10 parks. There is currently a shelter reservation fee for use between April 1 and Oct. 31. Fees are not charged when a shelter is not reserved and used on a first come, first served basis, and between Nov. 1 and March 31. Shelters are winterized (water

turned off and electricity turned off) and some are closed seasonally due to site conditions. The current rates are set by capacity, with shelters categorized as small (under 50 people), medium (50-100 people) or large (over 100 people). The rates are currently \$50, \$75 or \$150, respectively. The division averages \$109,000 in revenue from shelter rental fees.

Appendix A table 4 shows the current use rates by park for shelters. There tends to be parks that are used more than others and the capacity of the shelter.



Figure 5 - Kline Kids Fishing Derby

COMPARABLE ANALYSIS

Appendix A, table 5 shows a review of local jurisdictions identified that there is a high variance in amenities and prices for shelters. Many jurisdictions have peak vs off-peak pricing.

Event Fees

CURRENT FEE PROGRAM ANALYSIS

There is currently an event fee that starts at \$25 and goes up to \$400 based on the number of attendees. A series of additional fees is in place to manage use and address non-conforming uses of the park. Appendix A, table 6 shows a breakdown of the number of fees.

Sport Field Fees

CURRENT FEE PROGRAM ANALYSIS

Currently there is a fee for sports field use at Luke Jensen Community Sports Park only. The rate structure is based on lower prices for youth events and for Clark County residents. There are agreements in place or have been agreements in place with various sport leagues to allow for primary use at certain sport fields. This varies from development of a property to completing some routine maintenance tasks.

Current Event Fees	
Tier I	\$25/day for 1-99 people
Tier II	\$250/day for 100-199 people
Tier III	\$400/day for 200-299 people
Tier IV	\$800/day for 300+ people
Other Park & Special Event Fees	
\$20 - early opening fee (per hour)	
\$25 - park use fee	
\$25 - amplified sound permit	
\$25 - volleyball court use (per court, per day)	
\$50 vendor fee (per vendor)	
\$0.25 - paid participant fee	
\$400/day - filming/photography (commercial - exclusive use)	
\$25 - parking contract fee	
\$25 - Bounce House fee	
\$25 - Alcohol Fee	

The fee recovery at Luke Jensen is roughly 34% of the costs to operate and maintain the facility.

COMPARABLE ANALYSIS

Appendix A, table 9 summarizes a review of local jurisdictions with sport fields rates for sport field rental fees. Most jurisdictions have a rental fee for all dedicated sport fields. The rate varies by the type of grass (artificial or natural) and amenities. Clark County charges a rate that is lower than most jurisdictions.

Meeting Room Fees

CURRENT FEE PROGRAM ANALYSIS

The county parks system only has a single meeting room that is reservable by the public. It is located at Luke Jensen Sports Regional Sports Park. The room is currently rented on an hourly basis of \$15 to \$35 per hour, with a \$250 deposit and a \$20 prep fee.

COMPARABLE ANALYSIS

Appendix A, table 10 identified the following rates for meeting rooms. The rate being charged by Clark County is lower than other jurisdictions.

DRAFT

FEES PROPOSAL

The proposed fee rate changes are broken out by type, below.

PARKING FEE

The parking fee recommendation serves to simplify the experience for the park user and the fee booth staff. The review of the current program identified that 94% of our visitors enter the parks via car, however we have four rates. This creates more complexity for the user and staff for less than 6% of daily parking users. We recommended that the 12-month parking pass is recommended to be raised to \$40. This increase is below the inflation rate and provides a \$1,785 value (parking fee paid daily for a year) and an average daily use cost of only nine cents.

Parking Fee Type	Fee
Daily Parking Fee	\$5
12-month Parking Fee	\$40

There has been a significant increase in use at many of our regional and community parks. This additional use has increased costs to operate and maintain those parks. In addition, the subcommittee identified the need to review all destination parks to assist in offsetting cost at the parks with the highest use and operational costs. A destination park is a park that attracts users from throughout the county, region, or planned service area. They have been broken down into two categories: scenic destination and sports destination. The subcommittee recommend consideration of a parking fee at the following destination parks:

Sports Destination

Scenic Destination

Luke Jensen Community Sports Park	Whipple Creek Regional Park
Hockinson Meadows Community Park	Happa Boat Ramp
Pacific Community Park	Lucia Falls Regional Park
Salmon Creek Regional Park (west entrance)	Moulton Falls Regional Park
Felida Community Park	William Clark Regional Park
Curtin Creek Community Park	Lacamas Regional Park
	Daybreak & Lower Daybreak Regional Parks

The set-up cost is estimated to be \$15,000 to \$50,000 per location. This includes the installation of parking fee collection machines and the associated site prep for the machines. These sites would not have a fee booth staffed with collectors. We recommend a roving compliance officer/ranger or similar program. If a roving compliance program is implemented, the subcommittee recommends the removal of the fee booths. Cost savings from the seasonal staffing costs would be used to help offset the cost of the program. This would reduce traffic congestion at park entrances and improve safety.

The subcommittee reviewed the parking fee program with an equity/inclusion lens, per our PROS plan goals. Parking and use fees can be a financial barrier for some community members. The 12-month parking pass is one tool to reduce the cost per visit, but the \$40 cost can still be a barrier. The subcommittee recommends exploring partnerships with organizations like Boys and Girls Club, YMCA, Clark County Parks Foundation, or the Community Foundation of Southwest Washington to provide parking pass scholarships or reduced cost programs.

The revenue raised by adding fees to the 13 new parks is estimated at \$650,000 to \$1 million per year, based on current visitation trends, compliance, and an assumption that many users would choose to purchase a 12-month parking pass.

SHELTER FEE

The subcommittee recommend that shelter fees be based on the capacity of the shelter and the usage level. This will provide a fair and equitable pricing for all users and align usage with capacity.

A review of regional recreational providers identified a significant variation in amenities and pricing, from \$0.50 to \$4 per person of identified capacity of the shelter. Many providers have a peak/non-peak pricing model. The subcommittee recommends having a single price point. Having several price points for a single shelter would complicate the reservation experience for the user and staff.

A review of our average cost per shelter reservation was based on staff interviews and a review of operational costs. The estimated average operational cost includes administrative staff managing reservations, operations staff preparing, managing, and cleaning up shelters, and equipment/materials. This rate can increase significantly, based on how the shelter is left and/or work while the shelter is in use. The table below identifies the average cost by shelter size:

<i>Shelter Size</i>	<i>Staff Time</i>	<i>Equipment/Materials</i>	<i>Average Cost</i>
<i>Small</i>	\$45 - \$90	\$50 - \$120	\$95 - \$210
<i>Medium</i>	\$90 - \$180	\$75 - \$190	\$165 - \$370
<i>Large</i>	\$90 - \$270	\$110 - \$250	\$200 - \$520

Small Shelters	Fee
West Shelter (FGCP)(25)	\$60
Grand Fir (LVP)(20)	\$60
Maple (LVP)(20)	\$85

Medium Shelters	Fee
Lewis (CWCP)(50)	\$85
Clark (CWCP)(50)	\$85
East Shelter (FGCP)(50)	\$110
Felida (FCP)(50)	\$135
Langsdorf (FB)(50)	\$135
Riverview-Half (FB)(50)	\$135
Hazel Dell East (HDCP)(35)	\$70
Hockinson (HMCP)(50)	\$85
Birch (LVP)(35)	\$85
Cedar (LVP)(35)	\$85
Hemlock (LVP)(35)	\$85
Alder (LVP)(60)	\$110
Oak (LVP)(60)	\$110
Ponderosa (LVP)(60)	\$110
Filbert (LVP)(75)	\$160
Knotty Pine (LVP)(75)	\$160
Juniper (LVP)(90)	\$190
Orchards (OCP)(75)	\$85
Pacific (PCP)(50)	\$85
Creekside (SC)(50)	\$110
Pondview (SC)(50)	\$110
Heron-Half (VLP)(72))	\$160
Eagle-Half (VLP)(108)	\$210

Large Shelters	Fee
Riverview-Whole (FB)(100)	\$270
Hazel Dell West (HDCP)(100)	\$170
Dogwood (LVP)(120)	\$250
Central (LVP)(200)	\$395
Heron-Whole (VLP)(144)	\$320
Eagle-Whole (VLP)(216)	\$420
Riverview-Whole (FB)(100)	\$270
Hazel Dell West (HDCP)(100)	\$170
Dogwood (LVP)(120)	\$250
Central (LVP)(200)	\$395

EVENT FEES

Event fees are charged when a user hosts an event for the public or a private party, wants partial or exclusive use of a portion of a park, is requesting a use that is over capacity, requires an exception of park rules, and/or has an impact to other park users. The event fees are often called special event fees. These include but not limited to:

- Weddings
- Celebrations (birthday, company picnics, life, etc.)
- Sport events
- Events with vendors
- Baptisms
- Events with overnight camping
- Events with uses not generally allowed (e.g., amplified sound, bounce houses, alcohol, etc.)

There are an average of 200 event permits issued annually. Each permit requires administrative staff to review the use with the applicant, review documentation, submit insurance and other forms for legal review and coordinate with park operations staff. Depending on the event, park administrative staff can spend anywhere from one to 10 hours on a single permit, from request to approval.

Once an event is approved, operations staff spend up to 40 hours preparing, managing the event, and cleaning up after the event. As the event increases in size and/or use of the park, the more staff time is required.

The purpose of the proposed application fee is to partially cover the cost of administrative staff time. This fee should be paid before an application's initial review and will be nonrefundable. The event permit fee has been modified to provide a fee that is closer aligned with the event's impact, based on the number of participants. The current fee scale has a significant jump from \$25 to \$250, which subcommittee members felt was not equitable.

Once an event exceeds 300 people, the existing facilities (restrooms, trash receptacles, etc.) generally cannot support the use level. At this point, the event organization will be required to provide

Type	Fee
Application fee	\$50
Participant Fees	
Tier 1: 1- 50	\$50
Tier 2: 51-100	\$100
Tier 3: 101-200	\$200
Tier 4: 201-300	\$300
Per person cost over 300-500*	\$2
Over 500*	\$4
Other Event Fees	
Early Open (per hour)	\$100
Bounce House	\$50
Amplified Sound	\$100
Volleyball Court (per court/day)	\$25
Vendors	\$50
Paid Event Participant	\$1
Photography (commercial w/exclusive use)	\$400
Parking Contract	\$50
Alcohol	\$250
Late Application (15 – 30 days prior to event)	\$100
Late Application (14-7 days prior to event)	\$200

additional facilities to ensure the needs of the event’s participants can be sufficiently met. This has been a practice for the county in the past and is consistent with other parks and recreation providers.

The fees identified as “other event fees” are generally in place currently. A review of the costs identified a need to update these fees. For example, for a park to be opened early it requires the county to pay staff overtime. The addition of a late application fee and an application deadline for events has been proposed. This is due to the extra work last-minute requests create, requiring staff to stop other work tasks.

The subcommittee recommends that event permits should be submitted before an event is advertised by the event sponsor. A large event should apply at least 180 days before their event, and the application for a small event should be submitted at least 90 days before the event. This is due to the impacts to the park and additional coordination staff must have with the event sponsor, parks staff and other entities.

SPORTS FIELD FEES

Sports fields are located at community parks. The management required by these facilities is significantly greater than community parks without sport fields. The development costs are also higher for community parks with sports fields, due to additional parking capacity required and other amenities needed to support organized recreational sports. Sports fields generally require twice to three times the amount of maintenance for mowing, turf management, field set-up and restroom maintenance.

Currently, the county has an hourly fee program at Luke Jensen Community Sports Park and agreements with sport leagues. The agreements with the leagues vary, but generally require the league to take on a portion of the development or operation of the facility in exchange for use during their season. These agreements benefit the league and the county by ensuring availability of fields for the leagues and reducing the level of maintenance or development responsibility required by the county. The following parks have an agreement in place with a sports league:

- Pacific Community Park
- Hockinson Meadows Community Park
- HB Fuller Community Park

The subcommittee recommends that a sport field fee be implemented at all of the county’s properties with sport field facilities. This fee could be offset with an agreement with a sports league. This model is consistent with neighboring jurisdictions.

Park/Field	Fee
Luke Jensen - Field 1	
\$45 hour - CC Youth	\$50
\$55 hour - CC Adult	\$70
\$65 hour - Other Youth & Adult	\$100
\$12 lights - per hour	\$15
Luke Jensen - Field 2 & 3	
\$30 hour - CC Youth	\$40
\$40 hour - CC Adult	\$55
\$50 hour - Other Youth & Adult	\$80
\$12 lights - per hour	
Luke Jensen - Field 4 & 5	
\$20 hour - CC Youth	\$25
\$25 hour - CC Adult	\$35
\$30 hour - Other Youth & Adult	\$60
Luke Jensen - Daily Maintenance & Prep Fee	
\$25 per day - CC Youth	\$25
\$50 per day - CC Adult	\$50
\$50 per day - Other Youth & Adult	\$75

providers. Many providers require a fee to open restrooms, a fee

for a site administrator, and other fees in addition to an hourly rental fee.



Figure 6 - Soccer Game at Felida Community Park

Park/Field	Fee
Felida Grass Fields	
Small	\$10
Large	\$25
Hockinson Meadows	
Baseball Fields	\$50
Soccer Fields	\$25
Pacific Park	
Softball Field	\$50
Salmon Creek	
Softball Field	\$50

MEETING ROOM FEES

Currently there is only one meeting room that the county manages within the parks system that is open to reservation by the public. A review of the room's use identified that reservations generally occur during normal business hours or on weekday evenings. A review of regional public entities with room rentals identified that generally there is an hourly rate and many additional fees, and a rental agreement.

The subcommittee recommends a flat rate to simplify the rental process and reduce set up and breakdown costs for the county. There currently is no fee for other county departments to reserve the room, and the subcommittee recommends continuing this practice.

Room	Fee
Bud Van Cleve - 8 AM to 3 PM	\$100
Bud Van Cleve - 4 PM to 9 PM	\$150
Prep/Cleaning	\$50
Deposit	\$250

Diversity, Equity, and Inclusion Analysis

Clark County serves a diverse community. Nearly one in six county residents identifies as Black, Indigenous, or a person of color. About one in eleven residents identifies as Hispanic or Latino. The most racially diverse area of the county are unincorporated urban areas just to the north of Vancouver, including Minnehaha, Orchards, Five Corners, and Hazel Dell areas. In addition, approximately 6% of residents have limited English proficiency and many speak a language other than English at home. About one in twelve county residents between 5 and 64 years of age lives with a disability that interferes with life activities.

In Clark County, 11.5% of households earn less than \$25,000 annually, and 6.4% of local families live below the poverty level (\$24,600 for a family of four). Poverty affects 13% of youth under 18 and 7% of those 65 and older. Poverty rates are highest in the Hazel Dell, Five Corners, Fern Prairie, Meadow Glade, Orchards, and Salmon Creek areas, where about 10% live below the poverty line.

Parks and Natural Areas serve as an important resource to benefit the health and mental health of our community. Having easy access to these areas is important for all community members. The subcommittee reviewed the demographics compiled in the PROS Plan as background in reviewing the park fees via a diversity, equity, and inclusion lens. In addition, they reviewed the goals and objectives identified in the PROS Plan. Each park fee will be assessed individually to assist in the analysis.

PARKING FEES

Parking fees are currently charged at four parks, three regional parks and one community park. They are currently located in the western and north central portions of the county. All four parks are a natural resource destination park. The identification of the additional (13) parks are located throughout the county and are balanced between natural resource and sport destination parks. Currently, 3.6% of county parks charge a parking fee. If all (17) parks proposed charged a parking fee, 15% of the developed parks would have a parking fee. This would provide 85% of the County's developed parks to have no parking fee.

The parking fees of regional partners varies from \$5 to \$10 per day. The proposed parking fee of \$5 is on the low end and 50% lower than the average rate identified in the review. In addition, an annual pass program is established to reduce the daily parking rate from \$5 to 9 cents if the annual pass is purchased. This is equivalent to a \$1,785 (98%) reduction in the daily parking fee.

The subcommittee recommends reaching out to partners to identify if a grant program or other partnership could be developed to offer reduced annual parking passes to low income or other underserved communities of Clark County. They recommend the County providing annual parking passes to these partners to manage the eligibility and delivery of passes to community members.

SHELTER FEES

There are 29 shelters that have a reservation fee. Reservable shelters are primarily in regional parks, but also in community parks. The reservation period is from April 1 to October 31 of each year. All shelters are free for use when not reserved and from November 1 to March 30 (42% of the year).

The sub-committee has recommended a 3-tiered rate system to offer a lower rate at community parks. The lowest cost shelters are located primarily in areas where the highest level of poverty is found in the County. The lowest rate is 24% lower than the medium tier and 59% lower than the

highest tier. In addition, the fee rate has been associated with the capacity of the shelter to provide lower price points for shelters. This provides even more cost variability for community members.

The small shelters have a price that is set at the lowest cost per person (capacity) at 42% below medium and large shelters. The sub-committee did this to provide access for low-income households. The sub-committee recommended no peak season rate increases, like many regional partners to reduce access constraints.

EVENT FEES

Event rates are generally for non-community events and/or for exclusive use of a park. Standard cost recovery models for parks generally have a higher cost recovery for these types of events. The sub-committee recognized that these events are still important to many community members. The event rate was modified to be more equitable and not have a significant price jump between the number of participants.

SPORT FIELD RENTAL FEES

The sub-committee identified that there is an inequity across the sport field fee structure. The County does not have a fair and equitable system in place across the parks system. The sub-committee's goal was to develop a fee structure to address this. The fee structure proposed provides a low rate for natural grass fields where most youth sport activities are located. In addition, a league adoption opportunity is offered to provide maintenance activities in lieu of a rental fee.

The Luke Jensen existing fee system that is lower for Clark County residents and for youth sport activities was continued. In reviewing the rates charged by other regional partners, the fees proposed by Clark County is lower.

A review of youth sport partners identified that they have scholarships, partnership, and other systems in place to allow for equitable access to their programming. The sub-committee recommends the County set up a meeting to discuss the sport field rental fee changes and seek additional input from these partners.

ROOM RENTAL FEES

The fee proposed by the sub-committee is lower than most regional partners. The room will still be offered for free for county business activities.

PUBLIC ENGAGEMENT

Parks Advisory Board

A subcommittee was formed at the April 12, 2022 Parks Advisory Board (PAB) meeting. The subcommittee met four times to review data and make draft recommendations to the PAB. The subcommittee provided updates to the PAB on March 14, 2023, April 11, 2023 and May 9, 2023. The PAB will meet on July 11, 2023 to finalize recommendations to be submitted to the county council.

Public Comments

A public comment period will open in June, 2023 and be open for 30 days. Public comments will be solicited on parks webpages and posted on several social media platforms. A stakeholder meeting with youth sport leagues will be held during this period. Public comments gathered can be found in Appendix B.

Clark County Council

Clark County will hold a hearing on X,XX,XXXX to review recommendations.



Figure 7 - Public Meeting at Bud Van Cleve Meeting Room

APPENDIX A – FEE ANALYSIS

- Table 1 – Daily Parking Fees
- Table 2 – Parking Fee by Type
- Table 3 – 12-month Parking Fee by Location
- Table 4 – Parking Fee Comparable
- Table 5 – Shelter Reservations by Park
- Table 6 – Shelter Rate Comparable
- Table 7 – Park Permits Issued by Type
- Table 8 – Luke Jensen Sport Park Use
- Table 9 – Sport Field Comparable
- Table 10 – Meeting Room Comparable

DRAFT

Fee Booths	January	February	March	April	May	June	July	August	September	October	November	December	TOTAL
2017	-	-	2	3,662	19,821	24,441	40,031	28,937	14,326	2,699	1,080	467	135,466
2018	1,257	1,451	4,247	6,157	17,914	20,812	38,246	17,042	9,926	2,407	47	-	119,506
2019	441	171	4,542	5,359	14,802	22,223	25,191	22,239	8,163	2,289	70	-	105,490
2020	-	187	261	-	547	6,285	23,680	20,134	6,989	959	-	-	59,042
2021	-	-	-	5,342	13,904	15,745	22,685	15,350	8,542	2,361	241	-	84,170
2022	-	-	1,754	3,744	5,809	12,649	29,235	20,532	10,573	2,682	64	-	87,042
2023													-
	1,698	1,809	10,806	24,264	72,797	102,155	179,068	124,234	58,519	13,397	1,502	467	590,716
Parking Meters	January	February	March	April	May	June	July	August	September	October	November	December	TOTAL
2017	-	-	-	-	-	-	-	-	-	-	-	-	-
2018	-	-	-	-	-	1,417	4,937	2,925	1,829	2,117	1,767	1,059	16,051
2019	1,739	905	3,121	2,661	2,820	3,590	2,355	1,831	1,074	2,135	1,698	1,061	24,990
2020	1,503	2,458	3,959	4,784	11,375	9,719	11,110	8,130	3,544	3,750	2,929	2,480	65,741
2021	3,748	1,889	4,345	6,936	6,148	10,053	6,543	5,625	2,973	2,400	1,660	901	53,221
2022	3,748	1,889	2,593	3,048	4,757	4,933	7,842	4,880	3,136	3,596	1,779	1,049	43,250
2023	-												-
	10,738	7,141	14,018	17,429	25,100	29,712	32,787	23,391	12,556	13,998	9,833	6,550	203,253
TOTAL	January	February	March	April	May	June	July	August	September	October	November	December	TOTAL
2017	-	-	2	3,662	19,821	24,441	40,031	28,937	14,326	2,699	1,080	467	135,466
2018	1,257	1,451	4,247	6,157	17,914	22,229	43,183	19,967	11,755	4,524	1,814	1,059	135,557
2019	2,180	1,076	7,663	8,020	17,622	25,813	27,546	24,070	9,237	4,424	1,768	1,061	130,480
2020	1,503	2,645	4,220	4,784	11,922	16,004	34,790	28,264	10,533	4,709	2,929	2,480	124,783
2021	3,748	1,889	4,345	12,278	20,052	25,798	29,228	20,975	11,515	4,761	1,901	901	137,391
2022	3,748	1,889	4,347	6,792	10,566	17,582	37,077	25,412	13,709	6,278	1,843	1,049	130,292
2023	-	-	-	-	-	-	-	-	-	-	-	-	-
	12,436	8,950	24,824	41,693	97,897	131,867	211,855	147,625	71,075	27,395	11,335	7,017	793,969
Parking Meters	2017	2018	2019	2020	2021	2022	2023						
\$2 fee as % of total transactions					1.2%	1.3%							
\$3 fee as % of total transactions					90.1%	95.8%							
\$6 fee as % of total transactions					0.5%	0.5%							
\$8 fee as % of total transactions					0.2%	0.2%							
Fee Booths	2017	2018	2019	2020	2021	2022	2023						
\$2 fee as % of total sales	0.4%	0.5%	0.1%	0.2%	0.5%	0.4%							
\$3 fee as % of total sales	95.1%	94.2%	95.7%	96.9%	96.3%	96.4%							
\$6 fee as % of total sales	0.4%	0.5%	0.1%	0.2%	0.5%	0.4%							
\$8 fee as % of total sales	0.1%	0.1%	0.1%	0.0%	0.1%	0.1%							
\$30 pass as % of sales	1.4%	2.1%	2.6%	2.5%	2.8%	2.6%							

Table 1 - Daily Parking Fees

Fee Booths - Items Sold						
Item Name	2017	2018	2019	2020	2021	2022
\$2 Motorcycle Parking Fee	10	-	-	-	-	-
\$2 Motorcycle Parking Fee (FB)	356	381	172	98	81	109
\$2 Motorcycle Parking Fee (LV)	655	468	1	62	120	150
\$2 Motorcycle Parking Fee (LV LANE 2)	-	3	175	-	3	-
\$2 Motorcycle Parking Fee (SC)	194	124	52	27	33	39
\$2 Motorcycle Parking Fee (VL)	223	128	36	31	13	28
\$2 Type Total	1,438	1,104	436	218	250	326
Item Name	2017	2018	2019	2020	2021	2022
\$3 Car Parking Fee	122	-	-	-	-	-
\$3 Car Parking Fee	281	-	-	-	-	-
\$3 Car Parking Fee (FB)	29,402	27,297	26,085	23,981	24,106	20,682
\$3 Car Parking Fee (LV)	45,780	41,358	37,330	16,403	28,801	31,054
\$3 Car Parking Fee (LV LANE 2)	-	824	152	176	660	245
\$3 Car Parking Fee (SC)	27,355	20,832	19,311	9,155	17,289	19,722
\$3 Car Parking Fee (VL)	26,866	22,314	17,465	7,518	10,499	12,377
\$3 Type Total	129,806	112,625	100,343	57,233	81,355	84,080
Item Name	2017	2018	2019	2020	2021	2022
\$6 Vehicle w/Trailer Parking Fee	16	-	-	-	-	-
\$6 Vehicle w/Trailer Parking Fee	10	-	-	-	-	-
\$6 Vehicle w/Trailer Parking Fee	2	-	-	-	-	-
\$6 Vehicle w/Trailer Parking Fee	12	-	-	-	-	-
\$6 Vehicle w/Trailer Parking Fee (FB)	56	61	50	33	20	23
\$6 Vehicle w/Trailer Parking Fee (LV LANE 2)	-	6	1	1	0	-
\$6 Vehicle w/Trailer Parking Fee (LV)	105	104	45	11	27	38
\$6 Vehicle w/Trailer Parking Fee (SC)	49	20	19	8	10	16
\$6 Vehicle w/Trailer Parking Fee (VL)	157	106	114	17	49	54
\$6 Regatta Two-Day Parking Fee (VL)	-	273	341	-	-	261
\$6 Type Total	407	570	570	70	106	392
Item Name	2017	2018	2019	2020	2021	2022
\$8 Bus/Motorhome Parking Fee	1	-	-	-	-	-
\$8 Bus/Motorhome Parking Fee	2	-	-	-	-	-
\$8 Bus/Motorhome Parking Fee	2	-	-	-	-	-
\$8 Bus/Motorhome Parking Fee (FB)	13	21	10	10	11	11
\$8 Bus/Motorhome Parking Fee (LV)	66	38	43	3	10	20
\$8 Bus/Motorhome Parking Fee (SC)	13	13	15	-	22	10
\$8 Bus/Motorhome Parking Fee (VL)	32	40	15	8	16	22
\$8 Type Total	129	112	83	21	59	63
Item Name	2017	2018	2019	2020	2021	2022
\$9 Regatta Three-Day Car Parking Fee (VL)	406	971	1,096	-	-	362
Custom Amount	2,173	1,652	46	12	19	49
Total Fee Booth Transactions Less Passes	134,522	117,034	102,074	57,590	82,075	84,880
Annual Pass Sales in Booths	1,952	2,538	2,724	1,480	2,367	2,309
Total Fee Booth Transactions	136,474	119,572	104,798	59,070	84,442	87,189
Item Name	2017	2018	2019	2020	2021	2022
\$2 fee as % of total sales	0.42%	0.48%	0.07%	0.18%	0.46%	0.37%
\$3 fee as % of total sales	95.1%	94.2%	95.7%	96.9%	96.3%	96.4%
\$6 fee as % of total sales	0.42%	0.48%	0.07%	0.18%	0.46%	0.45%
\$8 fee as % of total sales	0.09%	0.09%	0.08%	0.04%	0.07%	0.07%
\$30 pass as % of sales	1.4%	2.1%	2.6%	2.5%	2.8%	2.6%

Table 2 - Parking Fee by Type

12-Month Parking Passes Sold by Location							
	2023	2022	2021	2020	2019	2018	2017
Frenchman's Bar	-	414	588	548	645	494	404
Klineline Pond	-	619	638	227	596	623	378
Lewisville	-	1,141	947	532	1,209	961	879
Vancouver Lake	-	135	194	173	274	460	291
Battle Ground CC	-	-	-	688	855	968	719
78th St Operations/Online	1,656	2,856	3,043	2,339	590	444	359
PSC - Permit Ctr.	-	-	-	50	88	154	123
		5,165	5,410	4,557	4,257	4,104	3,153

Table 3 - 12-month Parking Passes by Location

Agency	Daily Fee	Long-Term Pass Fee	Two Year Pass Fee
Clark County Parks	\$2/\$3/\$6/\$8	\$30 YR	No
WA State Parks	\$10	\$30 YR	No
OR State Parks	\$5	\$30 YR	\$50
Vancouver Parks & Rec.	\$10	\$50 YR	No
Oregon Metro	\$5/\$7	\$40 YR - Hanger \$30 Yr - Sticker \$10 3 months	No
Clackamas County	\$8	\$55 YR	\$90
King County Parks	\$1	\$20 month \$30 3 months \$55 6 months \$100 YR	No

Table 4 - Parking Fee Comparable

	PICNIC SHELTER RESERVATIONS BY PARK											
	Capt. WM. Clark	Frenchman's Bar	Lewisville	Salmon Creek	Vancouver Lake	Fairgrounds	Felida	Hazel Dell	Hockinson	Orchards	Pacific	YEAR END TOTAL
2007	0	74	780	0	214	0	0	0	0	0	0	1068
2008	0	0	806	0	227	0	0	0	0	0	0	1033
2009	0	0	791	0	215	0	0	0	0	0	0	1006
2010	29	0	556	54	161	0	0	0	0	0	0	800
2011	5	96	536	58	134	0	0	0	0	0	0	829
2012	39	130	547	68	164	0	0	0	0	0	0	948
2013	49	139	609	85	212	0	0	0	0	0	0	1094
2014	46	101	650	108	162	0	0	0	0	0	0	1067
2015	50	115	665	103	150	0	0	0	0	0	0	1083
2016	66	126	740	102	150	0	0	0	0	0	0	1184
2017	35	109	640	95	123	84	37	57	34	29	35	1278
2018	48	115	622	104	125	94	50	63	43	33	38	1335
2019	61	131	627	80	113	99	47	69	44	34	46	1351
2020	0	0	0	0	0	0	0	0	0	0	0	0
2021	18	40	207	20	49	37	16	32	14	9	10	452
2022	56	117	678	62	119	109	56	66	43	45	41	1392
2007-'22 TOTAL	428	1136	8569	857	2150	277	134	189	121	96	119	15920
# at park	2	2	13	2	2	2	1	2	1	1	1	29
# rentals per shelter	28	59	52	31	60	55	56	33	43	45	41	48

Table 5 - Shelter Reservations by Park

				BBQ	Water	Electricity	Rest Room	Parking	Playground	Other Amenities
Agency	Capacity	Daily Fee	Notes	Amenities						
Clark County Parks										
	20-25	\$50		X	X	X	X	X	X	Field/Trail Access
	35-100	\$75		X	X	X	X	X	X	River/Lake Acces
	100-216	\$150		X	X	X	X	X	X	River/Lake Acces
Metro Oregon										
weekday/weekend rates; \$50 for reservations held 10/1-4/30 and weekdays 5/1-9/30	50	\$25/\$50	uncovered, under trees	X					X	
	50	\$50/\$100	canvas canopy	X					X	Fishing Pier, paddle boats
	60	\$50/\$135	covered	X			X		X	Volleyball, horse shoes
	60	\$50/\$125	covered	X	X		X	X		Horse shoes
	60	\$50/\$125	covered	X	X		X	X	X	Horse shoes
	100	\$25/\$65	uncovered, under trees	X			X	X	X	
	100	\$50/\$100	canvas canopy	X			X		X	
	100	\$50/\$120	canvas canopy	X			X		X	
Funding Model:	100	\$50/\$125	covered	X	X		X	X		Horse shoes
O&M tax for district	100	\$50/\$250	covered	X	X		X	X	X	Horse shoes, trail to river
	125	\$50/\$215	covered	X			X	X	X	Volleyball, horse shoes
	125	\$50/\$215	covered	X				X		Horse shoes, splash pad
	200	\$50/\$165	uncovered	X						fishing pier
	300	\$50/\$250	covered	X	X		X	X		Horse shoes
Clackamas County										
	20-150	\$55-\$165/\$60-\$75	covered/uncovered	X	X					
	75-150	\$130-\$140/\$60-\$85	covered/uncovered	X	X					
Funding Model:	75-350	\$140-\$195/\$60-\$105; \$650	covered/uncovered; pavilion tent	X	X			X		
GF/Fee	100-250	\$140-\$325/\$75	covered/uncovered	X	X					
T-Hills Parks & Rec										
add 25% charge for out of district guest; rental times are Noon-dusk	36	\$48/\$95	weekdays/weekends	X		X	X			
	36	\$48/\$95	weekdays/weekends			X	X			
	36	\$48/\$95	weekdays/weekends			X	X			
	36	\$48/\$95	weekdays/weekends	X		X	X			
	36	\$48/\$95	weekdays/weekends			X	X			
Funding Model:	60	\$59/119	weekdays/weekends			X	X			
\$\$ distict - property tax	60	\$59/\$119	weekdays/weekends			X	X			
	100	\$90/\$180	weekdays/weekends	X			X			
Camas Parks and Rec										
	150	\$225/\$375	M-TH/F-Su; Hol.			X		X		
GF/PIF										
Vancouver Parks and Rec										
	100	\$75		X	X	X	X	X	X	
PIF/GF	100	\$75		X	X	X	X	X	X	
	100	\$75		X	X	X	X	X	X	
	100	\$75		X	X	X	X	X	X	

Table 6 - Shelter Rate Comparable

Year	Permits Issued	Baptism	Camping**	Other	Party	Picnic	Special Event	Sport Event	Wedding	Alcohol	Bounce House	Amplified Sound	Vendors	Participants
2022	201													
2021	30													
2020	4													
2019	204													42,337
2018	183	23	2		10	53	20	42	48	7	23	92	17	41,125
2017	215	23	2	3	14	53	19	55	50	12	26	128	10	38,892
2016	257	27	4	2	31	65	40	59	53	3	38	98	10	37,014
2015	227	22	6	6	10	41	29	62	50	9	26	147	18	37,789
2014	206	29	5	6	14	36	10	55	47	5	30	123	2	32,521
2013	195	18	3	4	23	19	26	45	30	0	24	73	5	23,021
2012	201	28	3	1	17	25	33	53	41	0	29	80	5	31,909
2011	130	14	2	0	12	16	23	31	29	0	10	50	5	25,805
2010	143	12	0	0	16	28	22	36	29	0	30	50	0	29,839
TOTALS	1359	150	23	19	123	230	183	341	279	17	187	621	45	217,898

Table 7- Park Permits Issued by Type

Luke Jensen Sports Park Use							
	2017	2018	2019	2020	2021	2022	TOTAL
Total Days Used	1,019	1,061	999	307	824	867	5,077
Total Hours Reserved	5,278	5,562	4,596	1,245	3,818	3,725.42	24,224
Reservations Issued	146	201	160	61	93	100	761
		Fields	Hours open	Days	Total Hrs available		
		5	14	365	25,550		

Table 8 - Luke Jensen Sports Park Use

	Synthetic Turf	Grass	Lights	Other Fees
Luke Jensen Sports Park	\$40-\$65/hr./\$850	\$30-\$50/hr	\$12/hr	\$25-\$55/day prep/maint.
Harmony Sports Complex	\$100-\$125/hr.	Do not rent	No extra charge	None
Ridgefield Outdoor Rec. Complex	\$26-\$62/hr. \$871/day tournaments	N/A	\$10/hr.	Cages: \$15/hr., Scoreboard: \$10/hr.; \$26/day field prep; \$90/day custodial
Ridgefield SD	\$63.48-\$211.60/hr.	\$10.25-\$52.90/hr.	\$63.48/night	personnel, eqpt. fees if required
Vancouver SD	\$20/\$50/\$100 per hr.	\$20 or \$50/hr.	\$25/hr.	\$25/hr game mgr for stadiums; \$10/hr. turf field fee
Evergreen SD	\$50-\$200/hr; Stadiums \$60-\$300/hr.	\$15-\$165/hr.	\$75/use	personnel, eqpt. fees if required
King's Way	TBD	N/A	TBD	TBD
Vancouver Parks & Rec	N/A	\$25-\$40/hr.	None	\$100 for adv. res.; \$60-\$172/day field prep (4 fields=\$172/day)
T-Hills Parks & Rec	\$24.75-\$134/hr.	\$24.75-\$134/hr.		\$50-\$170/day impact fee;
Portland Parks & Rec	\$75-\$139.75/hr.	\$12.25-\$62.25/hr	\$8.25-\$27/hr.	\$103.50/hr. maintenance; \$8.50/hr./field for alcohol; \$2.25-\$10/hr. for RRs
County Managed Sport Fields				
Felida	N/A	\$0	N/A	
Salmon Creek	N/A	\$0	N/A	Historical agreement with softball league for O&M by them.
Hockinson	N/A	\$0	N/A	Historical agreement with baseball league for O&M by them.
Pacific	N/A	\$0	N/A	Agreement with softball league
Lewisville	N/A	\$0	N/A	
Curtin Creek	TBD	Not open	Not open	
Prairie	N/A	\$0	N/A	Lease to softball league
HB Fuller	N/A	\$0	N/A	Cost-share agreement with baseball and soccer leagues

Table 9 - Sport Field Comparable

	Capacity	Rental Rate	Amenities	Other Charges
Luke Jensen Sports Park				
Bud Van Cleve Room	116 standing	\$15-\$35/hr.	chairs, tables, sink, RR's, tv, cpu, sound	\$250 clean/damage deposit; \$20 prep fee
Vancouver Parks & Rec				
Firstenburg Comm. Room	200 seated	\$130 or \$184/hr.; 4-6 hr. minimum	tables, chairs, a/v system, podium, kitchen, patio	\$500 damage deposit; \$100 alcohol fee; \$25 groom's room; \$50 wedding lounge
Other Firstenburg Rooms	18-45	\$29/hr. to \$58/hr. res/non-res	tables, chairs, whiteboard	\$50 damage deposit
Luepke Comm. Room	270	\$170 or \$195/hr. res/non-res; 5 hr min SAT	tables, chairs, a/v system, projection screen, kitchen	\$500 damage deposit
Marshall Oak/Elm	100	\$58 or \$132/hr. res/non-res	tables, chairs, whiteboard	\$100 or \$250 damage deposit; \$45 kitchen use
Marshall Party Room	24	\$34 or \$38/hr. res/non-res	tables, chairs, whiteboard	\$20/hr. additional staff fee if after hours
Marshall Conference Room	12	\$27 or \$34/hr. res/non-res	tables chairs, whiteboard	\$20/hr. additional staff fee if after hours
Camas Parks & Rec Residents receive 20% discount @ Community Center				
Lacamas Lake Lodge Main Hall	168	\$160 or \$200/hr. res/non-res	kitchen, a/v, tables, chairs, fireplace	\$500 cleaning/damage deposit; \$100 alcohol use fee; \$100 A/V fee
Lacamas Lake Lodge Mtg. Rooms	10	\$40/hr.	tables, chairs, partitions	\$200 cleaning/damage
Community Ctr. Ball Room	300	\$175 or \$350/day for Weekday/Weekend	tables, chairs, sound, projector, screen	\$500 cleaning/damage; \$100 alcohol use fee; \$75/day sound; \$100/day sound w/projector, screen
Community Ctr. Conference Room	50	\$60 or \$120/day for Weekday/Weekend	tables, chairs, sound, projector, screen	\$500 cleaning/damage; \$100 alcohol use fee; \$75/day sound; \$100/day sound w/projector, screen
Community Ctr. Reception Room	50	\$90 or \$180/day for Weekday/Weekend	tables, chairs, sound, projector, screen	\$500 cleaning/damage; \$100 alcohol use fee; \$75/day sound; \$100/day sound w/projector, screen
Battle Ground Parks & Rec "Long term" BGCC rental groups pay \$10-\$60 per hour plus smaller cleaning/maintenance fees compared to one time use schedule below.				
BGCC Lewis River Rec. Hall	240 seated; 300 standing	\$135/hr. (Sun-Fri); \$170/hr. (Sat); 4 or 5 hr. min.	A/V, tables, chairs, gas fireplace, covered pavilion, kitchen, 3 tvs, brides room	\$235 cleaning; \$500 damage; \$150 for alcohol use; \$150 staff fee for 100+ guests;
BGCC Moulton Falls Room	50 seated; 70 standing	\$50/hr.; 4 hr. min. for Fri-Sun	tables, chairs, counter space with sink	\$150 cleaning; \$350 damage; \$100 for alcohol use; \$150 staff fee when alcohol served; \$50 for A/V
BGCC Woodin Creek Mtg. Room	12 seated; 30 standing	\$30/hr.; 4 hr. min. for Fri-Sun	tables, chairs, whiteboard	\$75 cleaning; \$100 damage; \$100 for alcohol use; \$50 for A/V
Evergreen SD				
MPR	not provided	\$60 or \$75/hr.	not provided	\$15-\$35/hr. for personnel if required; \$25-\$300 per use for equipment
Media Center	not provided	\$60 or \$75/hr.	not provided	\$15-\$35/hr. for personnel if required; \$25-\$300 per use for equipment
Student Center	not provided	\$60 or \$75/hr.	not provided	\$15-\$35/hr. for personnel if required; \$25-\$300 per use for equipment
Forum	not provided	\$60 or \$75/hr.	not provided	\$15-\$35/hr. for personnel if required; \$25-\$300 per use for equipment
Vancouver SD VPS and certain other groups pay no fee or pay per written agreement				
Cafeteria/MPR	not provided	\$15 or \$25 or \$30/hr. + \$25 or \$50 per 100 people	not provided	\$16-\$50/hr. for personnel; multiple types of eqpt fees vary per use or per hour
Classroom	not provided	\$10 or \$25/hr.	not provided	\$16-\$50/hr. for personnel; multiple types of eqpt fees vary per use or per hour
Media Center	not provided	\$15 or \$30/hr. + \$25 or \$50 per 100 people	not provided	\$16-\$50/hr. for personnel; multiple types of eqpt fees vary per use or per hour
Auditorium	not provided	\$75 or \$85/hr + mgr required; \$300/hr w/ 2hr min	not provided	\$16-\$50/hr. for personnel; multiple types of eqpt fees vary per use or per hour
Ridgefield SD RSD and certain other groups pay no fee				
Classroom	not provided	\$10.58 or \$26.45/hr.	not provided	\$26.45-\$41.26/hr. for personnel; up to \$90.22/hr. custodial; eqpt rates vary per use, type and per hour
MPR	not provided	\$26.45 or \$52.90/hr.	not provided	\$26.45-\$41.26/hr. for personnel; up to \$90.22/hr. custodial; eqpt rates vary per use, type and per hour
Media Center/Library	not provided	\$15.87 or \$37.03/hr.	not provided	\$26.45-\$41.26/hr. for personnel; up to \$90.22/hr. custodial; eqpt rates vary per use, type and per hour

Table 10 - Meeting Room Comparable



Clark County Parks Advisory Board

Agenda Item



Date: 6/13/2023

Agenda Item: Hazel Dell Community Park Master Plan Update and Accessibility Improvements

Action Item
Informational Item X

Overview:

The 2023 Capital Improvement Plan for Parks & Lands Division (PLD) includes a project to improve the parking area and trails at Hazel Dell Community Park. As a part of this process, PLD is updating the master plan, created in 1975. This park is one of the first in the County and is listed on the National Registry of Historic Places as a part of the 78th Street Clark County Poor Farm's historic district designation.

The master plan update will reflect a boundary line adjustment (BLA) that was completed in 2015. This BLA moved five acres from the north side of the park to the west side of the park along NE 68th Street. This adjustment was incorporated into the 2019 Heritage Farm master plan update, but has not been updated in the master plan for Hazel Dell CP. The improvements portion of this project will pave the existing dirt parking area and improve access to the two shelters, restrooms and play area.

PLD staff is in the process of executing a professional services agreement with PBS Engineering and Environmental to complete the master plan update and land use submittal. This contract includes master plan development, assistance with community outreach and engagement initial design and permitting. PLD expects master plan updated to complete by the first quarter of 2024, followed by design & permitting in 2024-2025 and construction in 2025. Park master planning and development is funded through Real Estate Excise Tax (REET). The 2022 CIP includes \$500,000 for this project.

Next Steps:

- Site inventory analysis and pre-design work
- Community outreach & engagement kickoff
 - Outreach to community groups – June-July 2023
 - Community survey – late summer 2023
 - Public open house – present concepts
 - Review feedback
 - Finalize concept plan & seek adoption

Prior Action by PAB: Recommendation of CIP Approval

Action Requested: Provide guidance on frequency of communication with PAB

Attachment: Presentation slides for project
Prepared By: Lynde Wallick

Hazel Dell Community Park

Master Plan Update

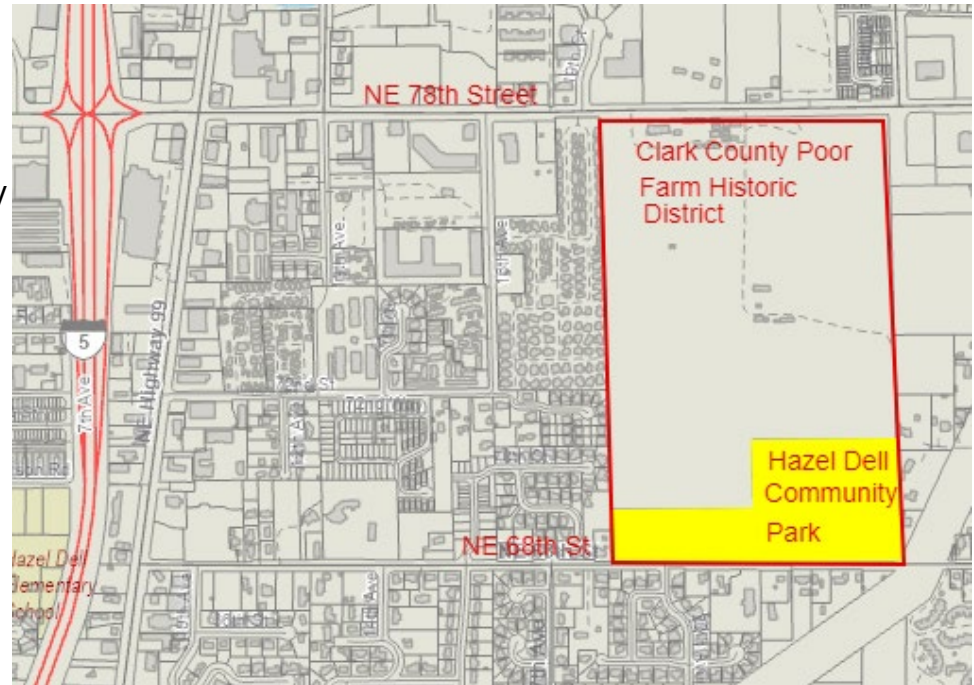
Lynde Wallick, Parks & Trails Planner

June 13, 2023



Hazel Dell Community Park - History

- One of the first parks established in Clark County.
- Part of the Anderson Family Donation Land Claim
- Transferred to the County in the late 1800's with the property that became the Clark County Poor Farm.
- In 1949, farm property was leased to Washington State College, and 20 acres transferred to County for park use.
- In 1975 park master plan was developed.
- In 2013 listed in the National Registry of Historic Places as a part of the Clark County Poor Farm Historic District. Also state and County listed.
- In 2015 through a BLA, 5 acres from the north end was relocated to the west along NE 68th Street.



1975 Master Plan



Hazel Dell Community Park - Today



Hazel Dell Community Park - Today



Master Plan Update & Improvements

- **Why update the master plan?**

- 2015 boundary line adjustment
- Improvements project

- **Process**

- Consultant selection – spring 2023
- Community survey – spring 2023
- Concept development – summer 2023
- Present to the public – July 15, 2023
- Finalize master plan – fall 2023
- Adoption process – winter 2023
- Site plan review – winter 2023
- Improvements design – spring 2024
- Improvements construction – 2024-2025



Thank you!

Comments and questions

Clark County Public Service Center

1300 Franklin Street • PO Box 5000

Vancouver, WA 98666-5000





Clark County Parks Advisory Board

Agenda Item



Date: 6/13/2023

Agenda Item: Minnehaha Neighborhood Park Master Plan & Development

Action Item
Informational Item X

Overview:

In 2022, in accordance with the approved Parks & Recreation Open Space Plans, Parks & Lands Division (PLD) staff completed a process to prioritize the master planning and development of the undeveloped properties within the Metropolitan Park District. The division identified Minnehaha Neighborhood Park (NE 17th Ave north of Minnehaha St) as one of the highest priority undeveloped sites for development.)

In April 2023, PLD executed a professional services agreement with Environmental Science Associates (ESA) to assist with master plan development. This contract includes wetland delineation services, assistance with community outreach and engagement and master plan development. PLD expects master plan development to complete by mid-2024, followed by design & permitting in 2024-2025 and construction in 2025. Park master planning and development is funded through Park Impact Fees (PIF) and Real Estate Excise Taxes (REET). The 2022 CIP includes \$3.325M for park development.

Next Steps:

- Site inventory analysis and pre-design work
- Community outreach & engagement kickoff
 - Outreach to community groups – June-July 2023
 - Community survey – opens July 2023
 - Public open house – August 9, 2023 at Minnehaha Elementary School
 - Review feedback
 - Develop concept plans & present to the community at second open house

Prior Action by PAB: Approved PROs Plan

Action Requested: Provide guidance on frequency of communication with PAB

Attachment:

Prepared By: Lynde Wallick