

VAB Agenda – June 12, 2025

- I. Call to Order, Pledge, Invocation, Roll Call (action)**
- II. Approval of May 8, 2025 minutes (action)**
- III. Committee Reports (info)**
- IV. Community Needs Assessment Presentation (info)**
- V. April 2025 Contractor and Fund Reports (info)**
- VI. Veterans Assistance Center Updates (info)**
- VII. Old Business (info)**
- VIII. New Business (info)**
- IX. Open Forum (info)**
- X. Adjourn**



Agenda Item I. Call to Order/Pledge/Invocation/Roll Call



Agenda Item II. Approval of May 8th minutes

Clark County Veterans Advisory Board Meeting Minutes An advisory board to the Clark County Council May 8, 2025

Chair: Bob Nichols

Vice Chair: Kelly Jones

Secretary: Bruce Maas

Meeting called to order.

Roll Call: [Bold script indicates presence at meeting; *Italics indicates excused*]

POST

40 et 8
American Legion #14
American Legion #44
American Legion #168
American Legion #176
American Veterans #6
DAV Chapter #4
Korean War Assoc. #321
Marine Corps League #826
VFW #4278
VFW #7824
Vietnam Vets #512
Members at Large

PRIMARY

Bob Brennan
Gene Couture
Charles Ingalls
Bob Nichols
Michael Gibson
John Lovejoy
Bruce Maas
Patrick Locke
Steve Slegers
Shannon Roberts
Greg Gilbertson
Greg Whitson
Kelly Jones
Bryan McGillis
Tonya Wark
Tanara Elam
Michael Langsdorf
Lloyd Bowman
Buck Marr
Joe Fettig

ALTERNATE

Darren Wertz
Jonathan Frederick
Vanise Pratt
Roy Day
Earl Edwards
Thomas Brandt
Stewart Bauer
Nick Herber

Clark County Representative: Abby Molloy, Nooreen Ebrahim

Guests: Judy Russel (Clark County Veterans Assistance Center), Tiffany Lounsbury, Carol Ross, and Temple Lentz (Historic Trust); Eduardo Torres (League of United Latin American Citizens), Larry Smith (Community Military Appreciation Committee); John Nanney and Janette Nanney (American Legion #168 Amboy)

Approval of April 10, 2025 meeting minutes

The minutes were approved following a motion by Michael Langsdorf that was seconded by Steve Slegers. Approved unanimously.

Committee Reports

Appeals: None

Policies and Procedures: None

Nominations: None

Marshall Leadership Awards Presentation, Temple Lentz and Eduardo Torres

The Marshall Leadership award has been presented in partnership with the City of Vancouver since 1989 in honor of General George C. Marshall. The award is presented to a high school senior and a young adult in the community that follows General Marshall's leadership principles. All applicants are nominated by community members prior to applying for the award.

The high school winner is Naomi Axelrod. She has raised money for hurricane wildlife relief and has organized blood draws at her school. She plans to attend Cornell and use her education to work for the Department of Defense.

Clark County Veterans Advisory Board Meeting Minutes An advisory board to the Clark County Council May 8, 2025

The young adult winner is Eduardo Torres. He is a youth mentor that believes there is strength in diversity. He shared that the award was an honor and thanked the board for their service. His advocacy efforts aim to assist the veteran community and Clark County at large.

Questions and Comments:

Q: Has Eduardo Torres served in the military?

A: No, but he worked 8 years at a federal refugee shelter supporting troubled youth.

Q: What is the criteria for selecting awardees?

A: The Trust does not promote certain people be nominated, but outreach throughout the community is done.

Q: Where does the Historic Trust money come from?

A: Funding comes from donors, sponsorships, and the City of Vancouver.

March 2025 Contractor & Fund Reports

- CCVAC: 37 Veterans served in March, services totaling \$34,195.55. 33 male veterans, 4 female veterans, 0 widow, 0 other veterans. 9 denials, 0 subject to appeal. 622 visits to the center for essentials and food, 993 sack breakfasts/lunches provided and 61 food boxes provided. 4,544 total pounds of food. 544 volunteer hours, totaling \$21,912.32 in value.
- Free Clinic: 3 Veterans served in March. Services totaled \$1,770 in value; billed \$703.41.
- WDVA: 735 claims in the first quarter (January-March) of 2025, with 93% of claims being successful. \$1,440,802 in VA payments were made.
- VAF Fund: March revenue: \$56,710.36; expenditures: \$79,551.75; fund balance: \$439,197.11, about a \$22,841.39 decrease in the fund from last month.

Questions and Comments

Q: Is CCVAC paying rent for active-duty military? A claim shows service for a beneficiary as 2020-present.

A: We can assume that this is a claim for someone that is in active duty. CCVAC will look into this and provide further updates.

Clark County Veterans Assistance Center Presentation, Judy Russel

- The landlord for the perspective CCVAC building has stepped back. The center is actively looking for a new location and is asking for building referrals from the board.
- The Boots, Chaps, and Cowboy Hats Gala will be on June 21st from 4-9 p.m. at the Ilani Casino. This is the largest fundraiser of the year, and each Legion and veteran organization is encouraged to buy a table.
- The Stand Down is on September 26th at the Armed Forces Reserve Center. Volunteer assistance or financial support is appreciated.

Questions and Comments:

Q: Who should people contact for a table at the Stand Down?

A: Ruth Lakel is the point of contact for the event.

Q: How much are gala tickets?

A: \$175 per person or \$1,400 for a table.

Old Business


None presented.

New Business


Bruce Maas shared that the VFW service office has hired a new staff person. An announcement with their name, contact information, and the VFW address will be sent out.




Agenda Item III. Committee Reports



Appeals – Gene Couture



Policies and Procedures – Kelly Jones



Nominations – Bruce Maas





COMMUNITY NEEDS ASSESSMENT REPORT

20
24

Abby Molloy



Purpose

The Clark County Community Needs Assessment (CNA) is a strategic initiative aimed at systematically identifying the most pressing needs of low-income populations within the county.

- Community Action Agency requirement
- Completed every 3 years
- The purpose of the CNA is to:
 - Collect and analyze data about the needs of people in our community that have low-incomes
 - Inform future funding decisions
 - Inform policy and program decisions
 - Foster a collaborative approach among policymakers, service providers, community organizations, and residents



Methodology

- **Survey of Needs**

- Distributed from February 2, 2023 through April 14, 2023
- Survey was available in hard copy and online in 5 languages
- Distributed through news releases, social media, and over 100 partner organizations
- Received 893 total responses

- **Community Forums**

- 4 forums held in January 2024
 - 3 in-person in various locations, 1 virtual
- 61 attendees

- **Data Analysis**



2024 Community Needs Assessment Report

Available on our website at:

<https://clark.wa.gov/community-services/community-needs-assessment-overview>



2024 Community Needs
Assessment Report

Informe de Evaluación de las
Necesidades de la Comunidad

Отчет об оценке
потребностей сообществ

Звіт про оцінку потреб
громади

Clark County Epwe Mochen
Chechek

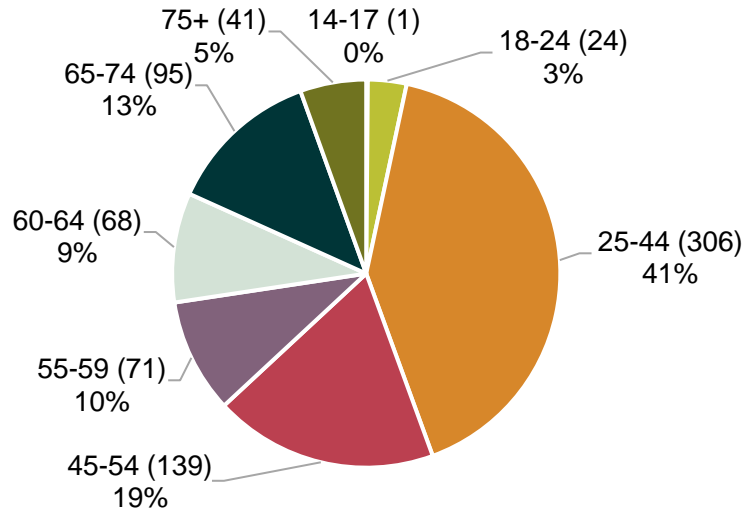


2024 Community Needs Assessment Results

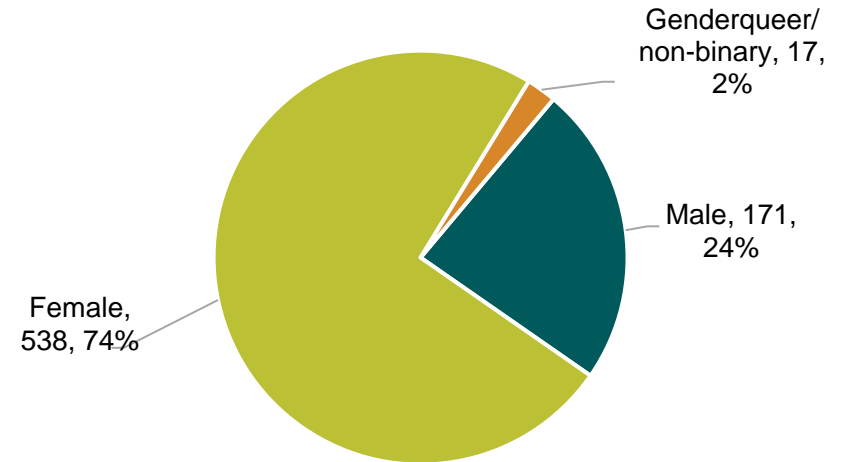


Demographics – Survey Respondents

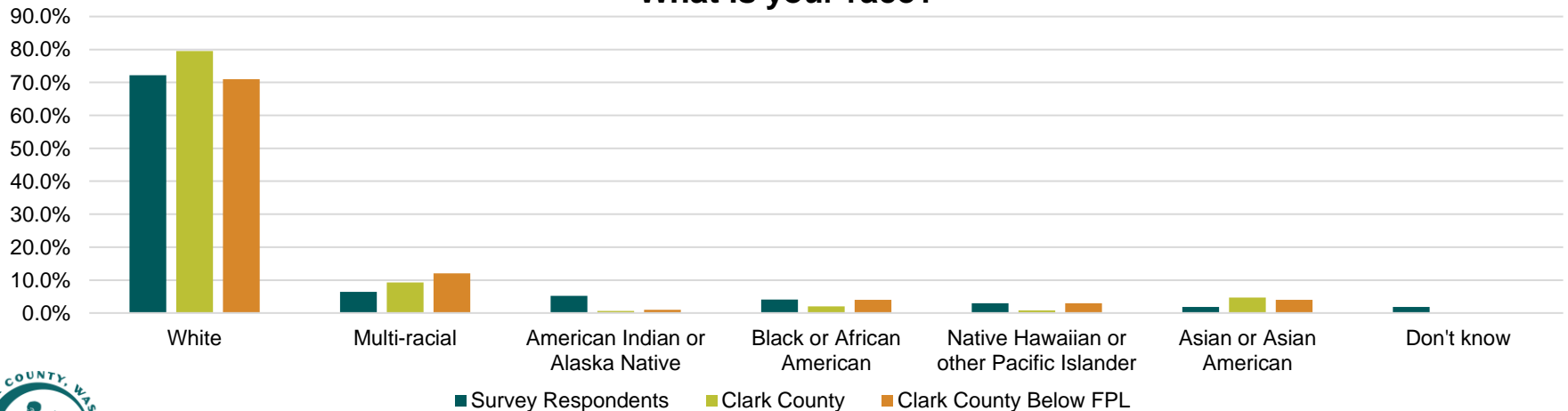
What is your age?



What gender do you identify with?

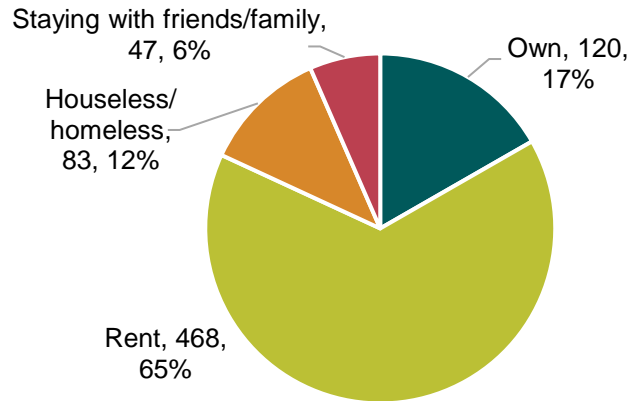


What is your race?

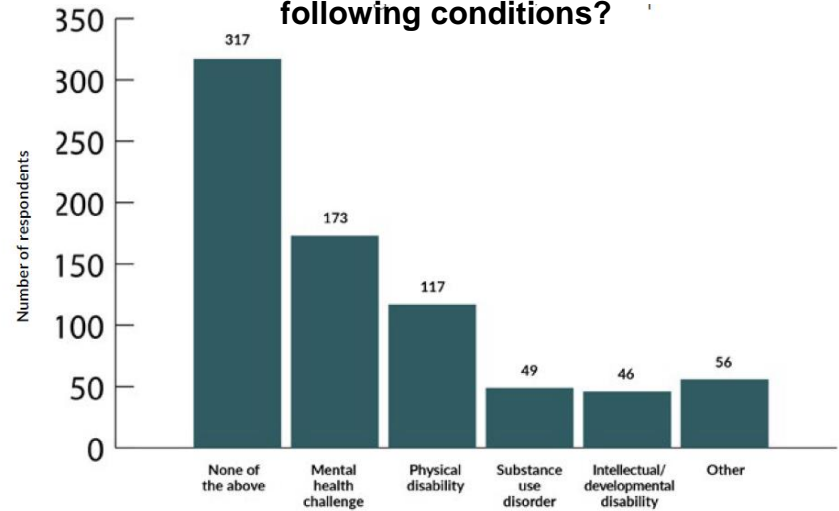


Demographics – Survey Respondents

What is your current housing situation?



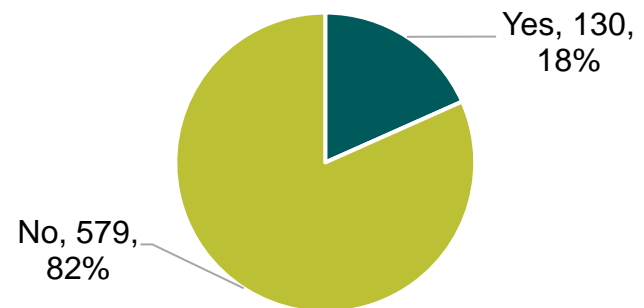
Does anyone in your family need services for the following conditions?



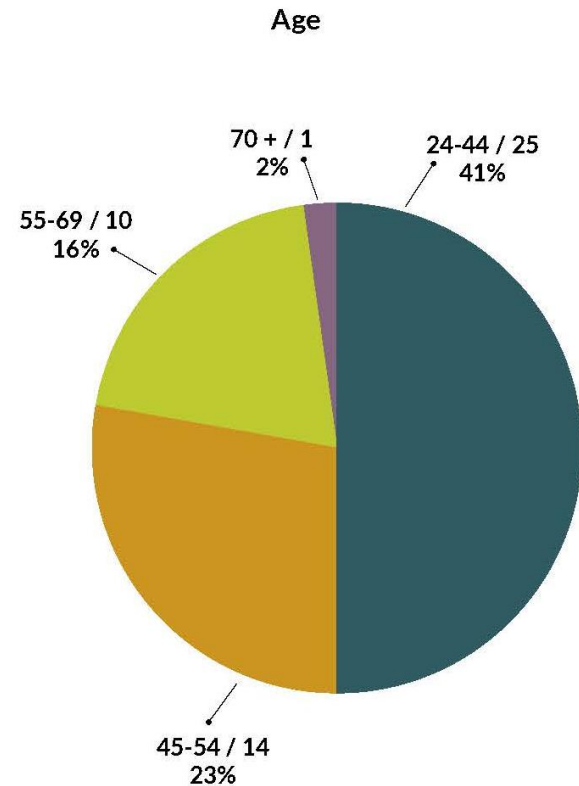
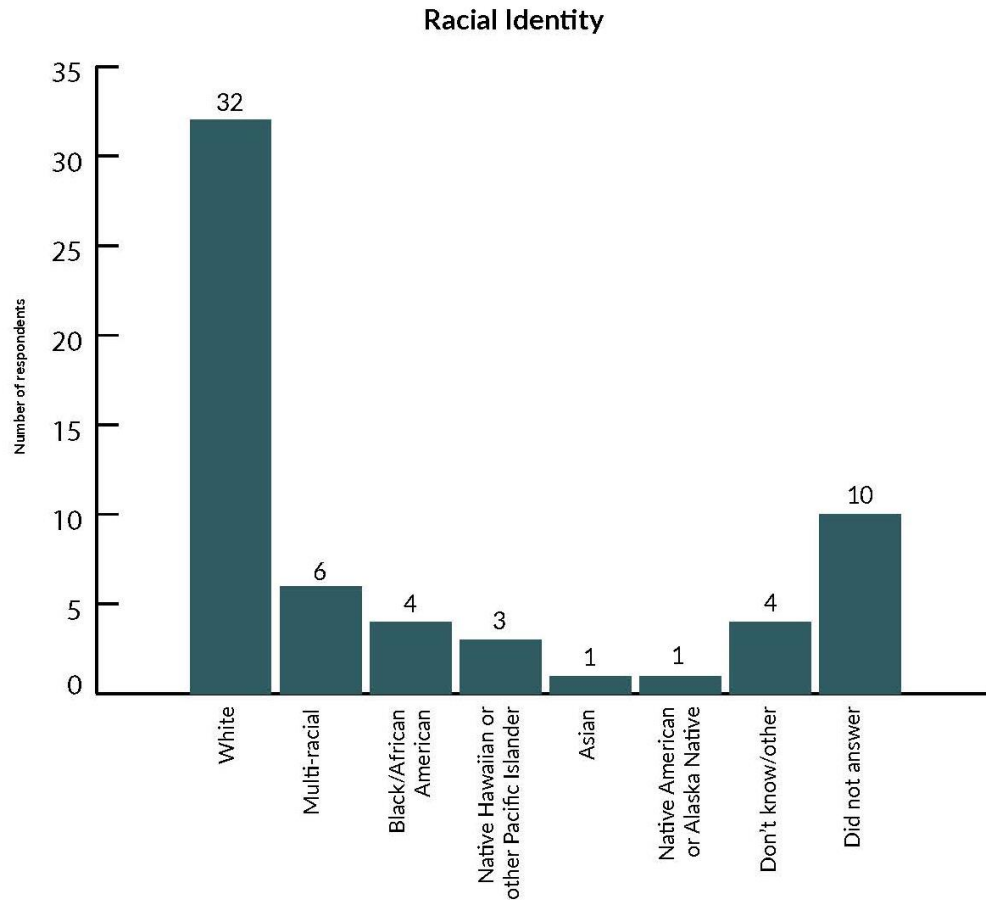
Does your family earn more or less income than the Federal Poverty Level?



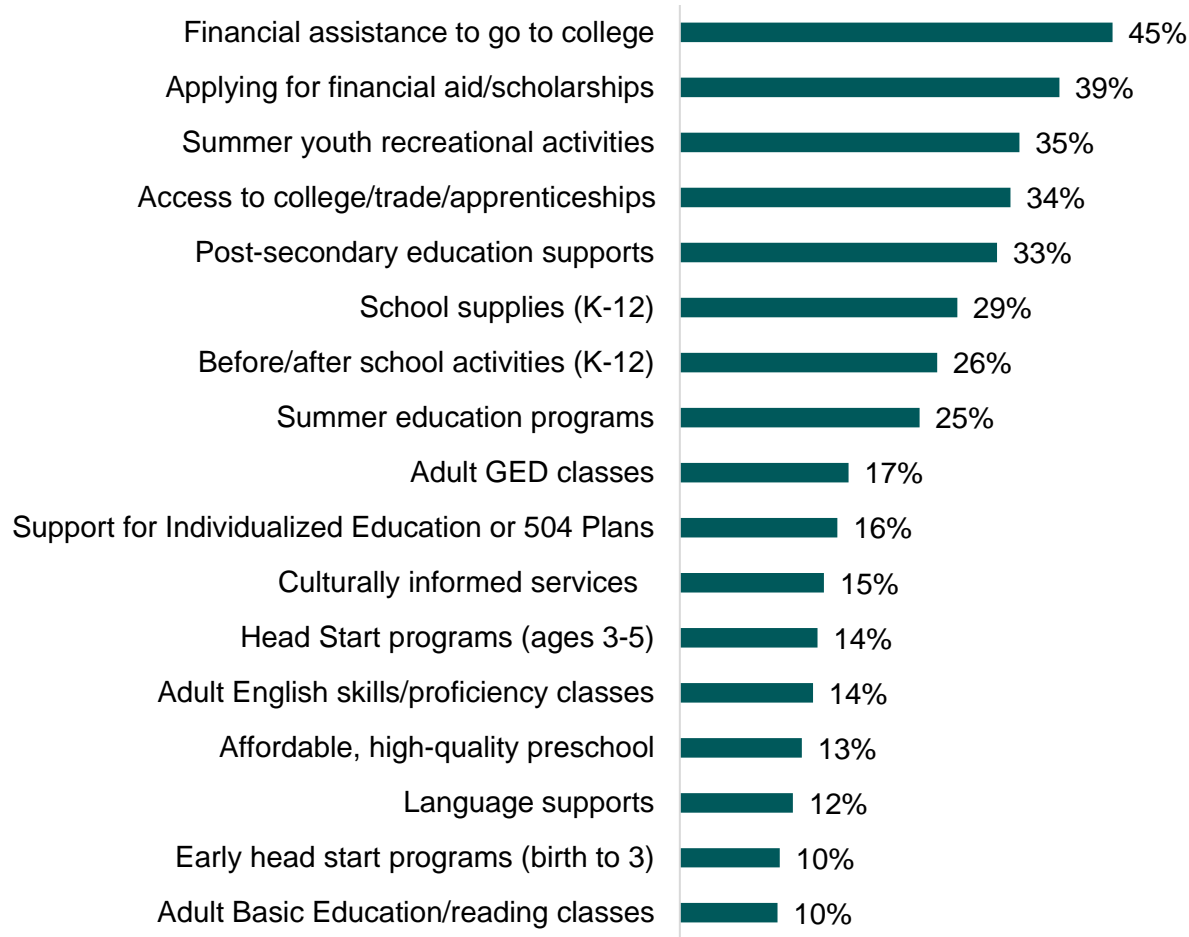
Has anyone in your family served in the armed forces?



Demographics – Community Forum Participants



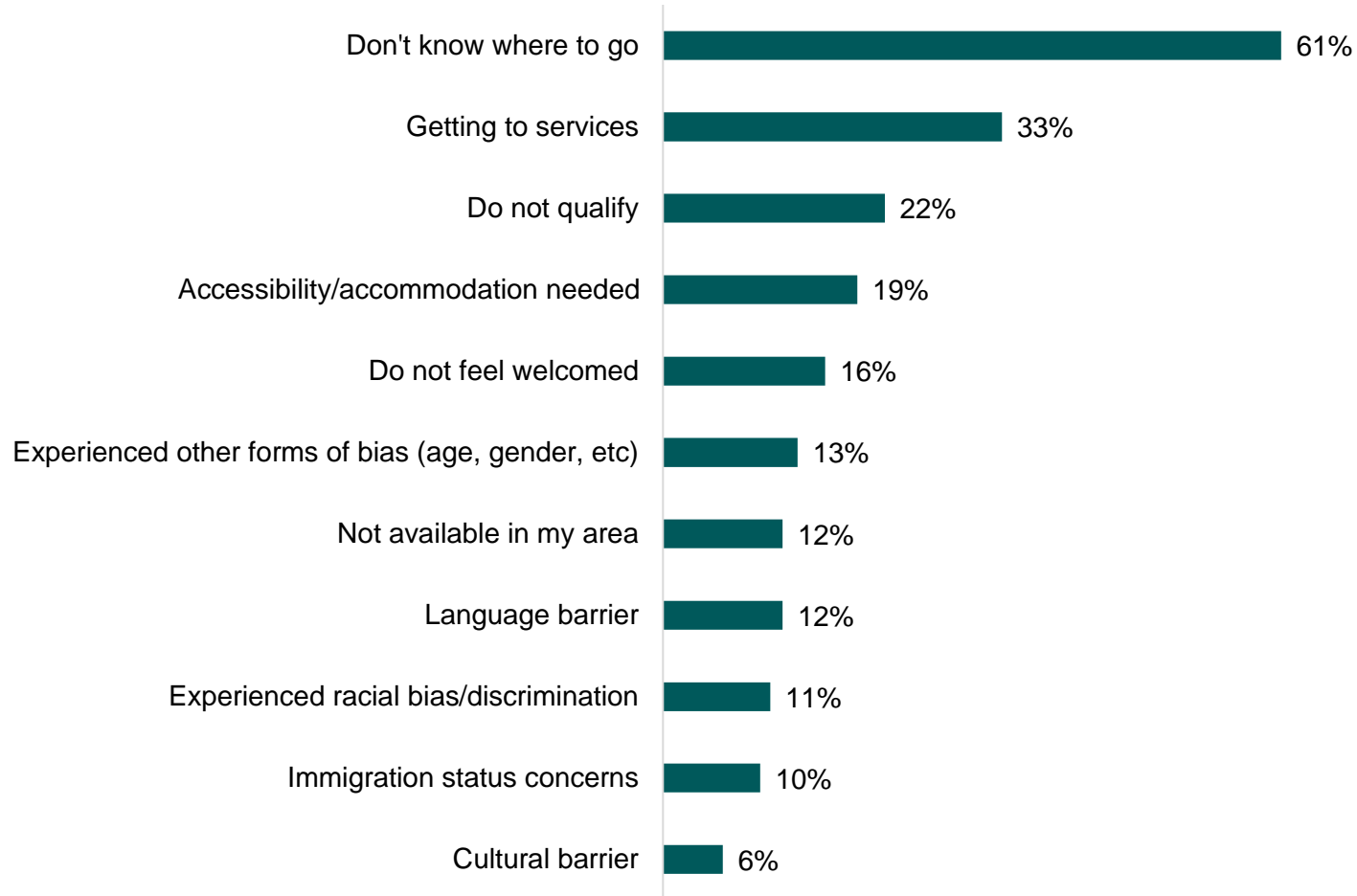
Education Needs



438 respondents with education needs



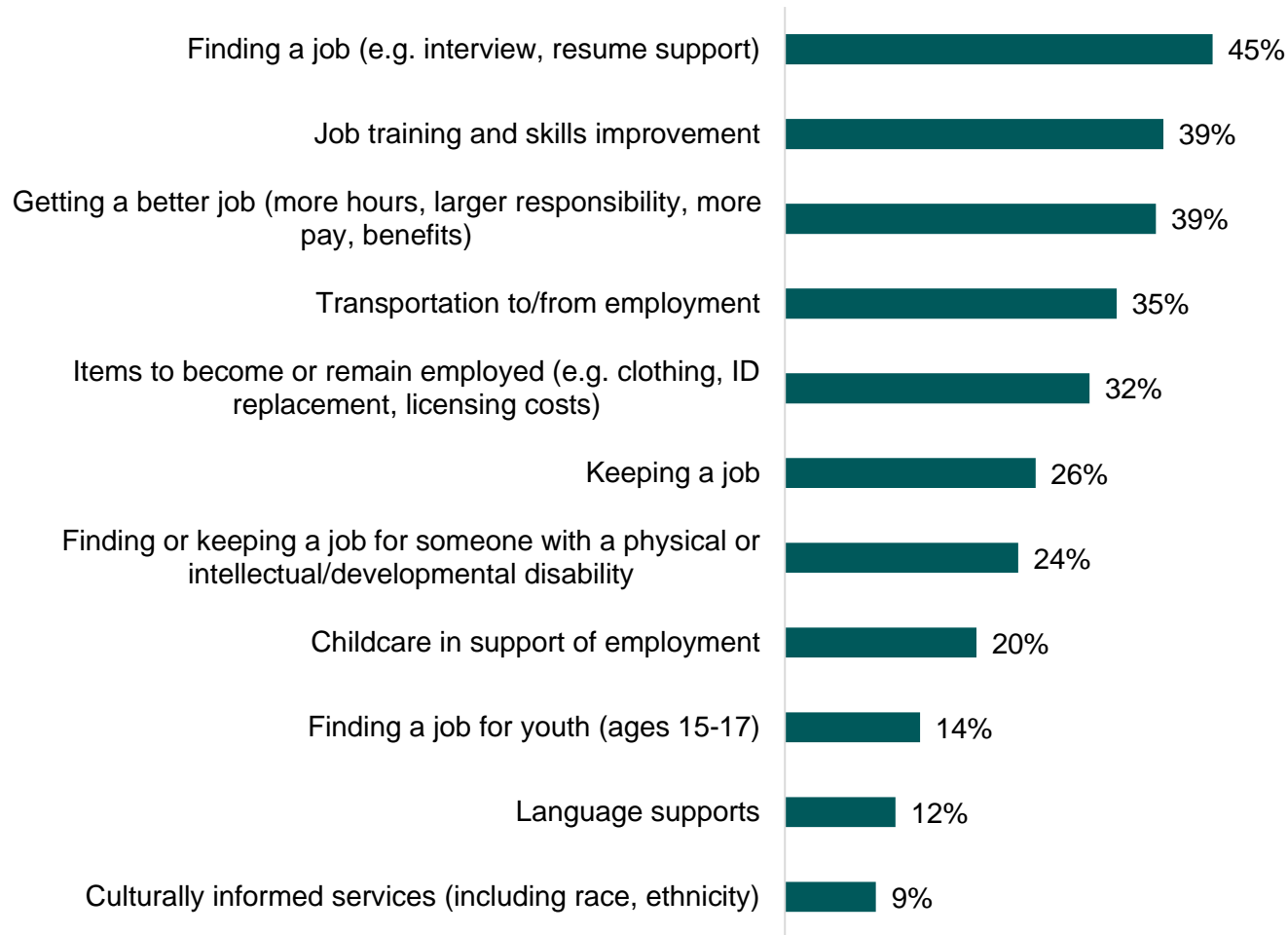
Education Barriers



409 respondents with education barriers



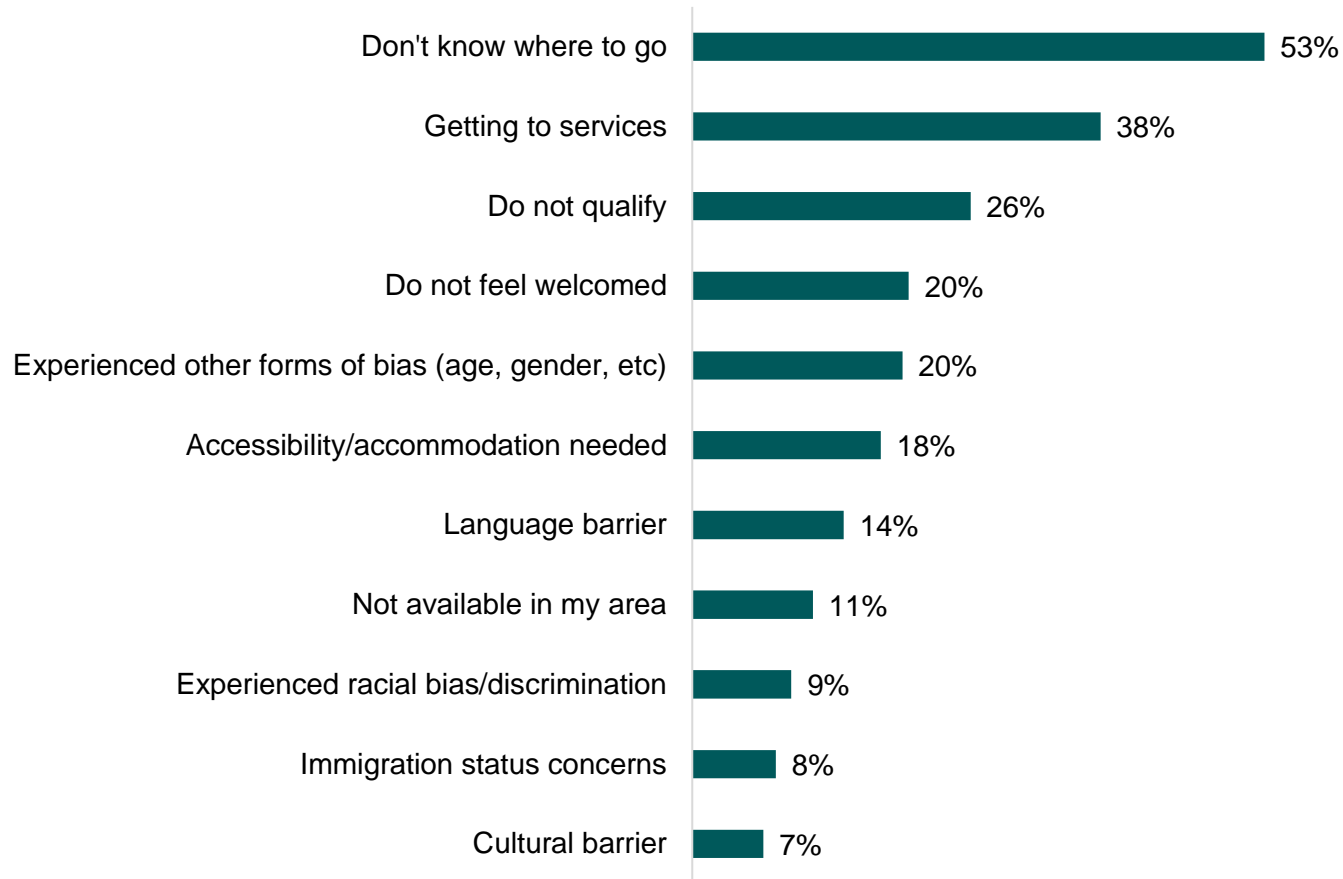
Employment Needs



390 respondents with employment needs



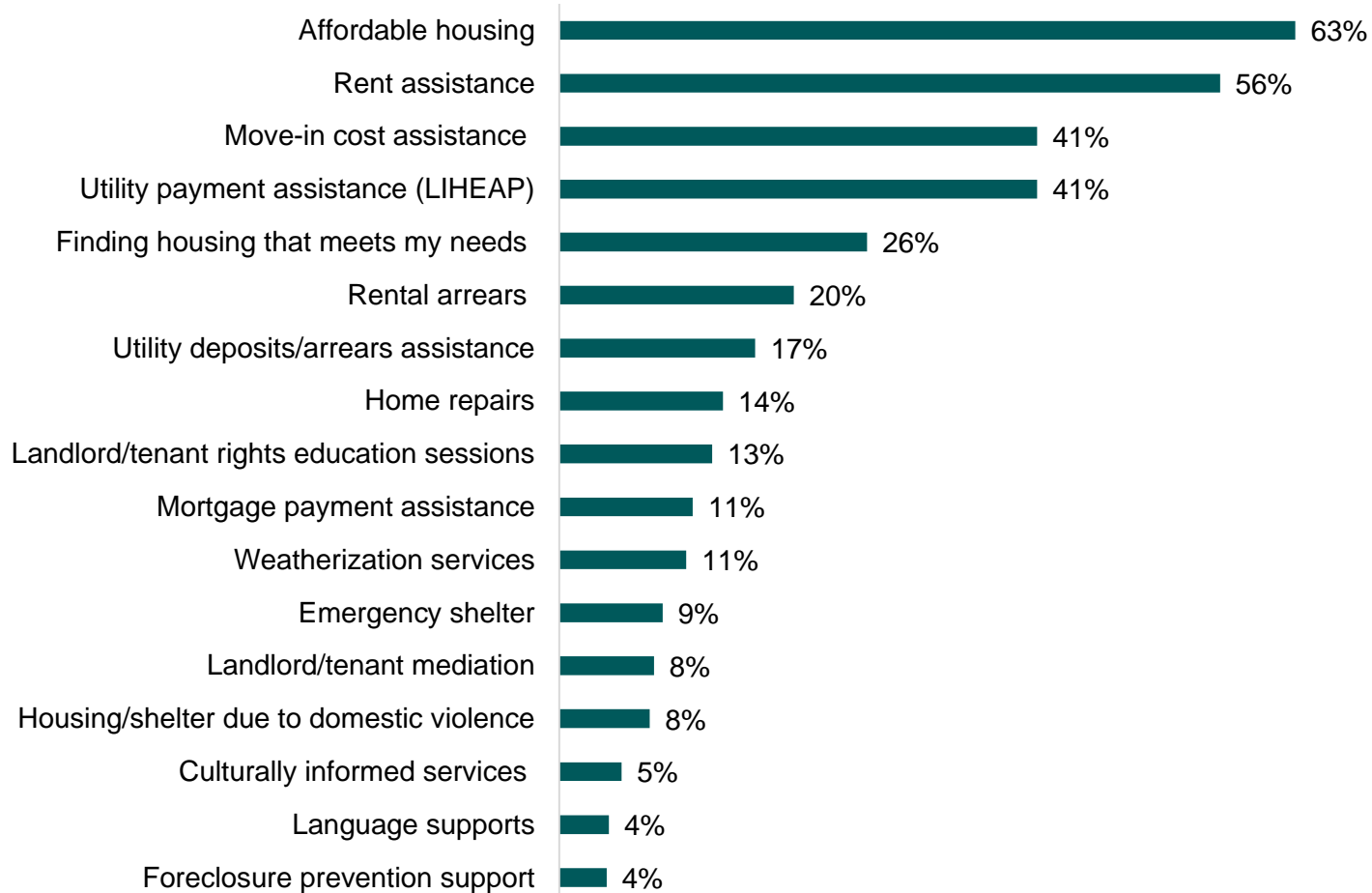
Employment Barriers



348 respondents with employment barriers



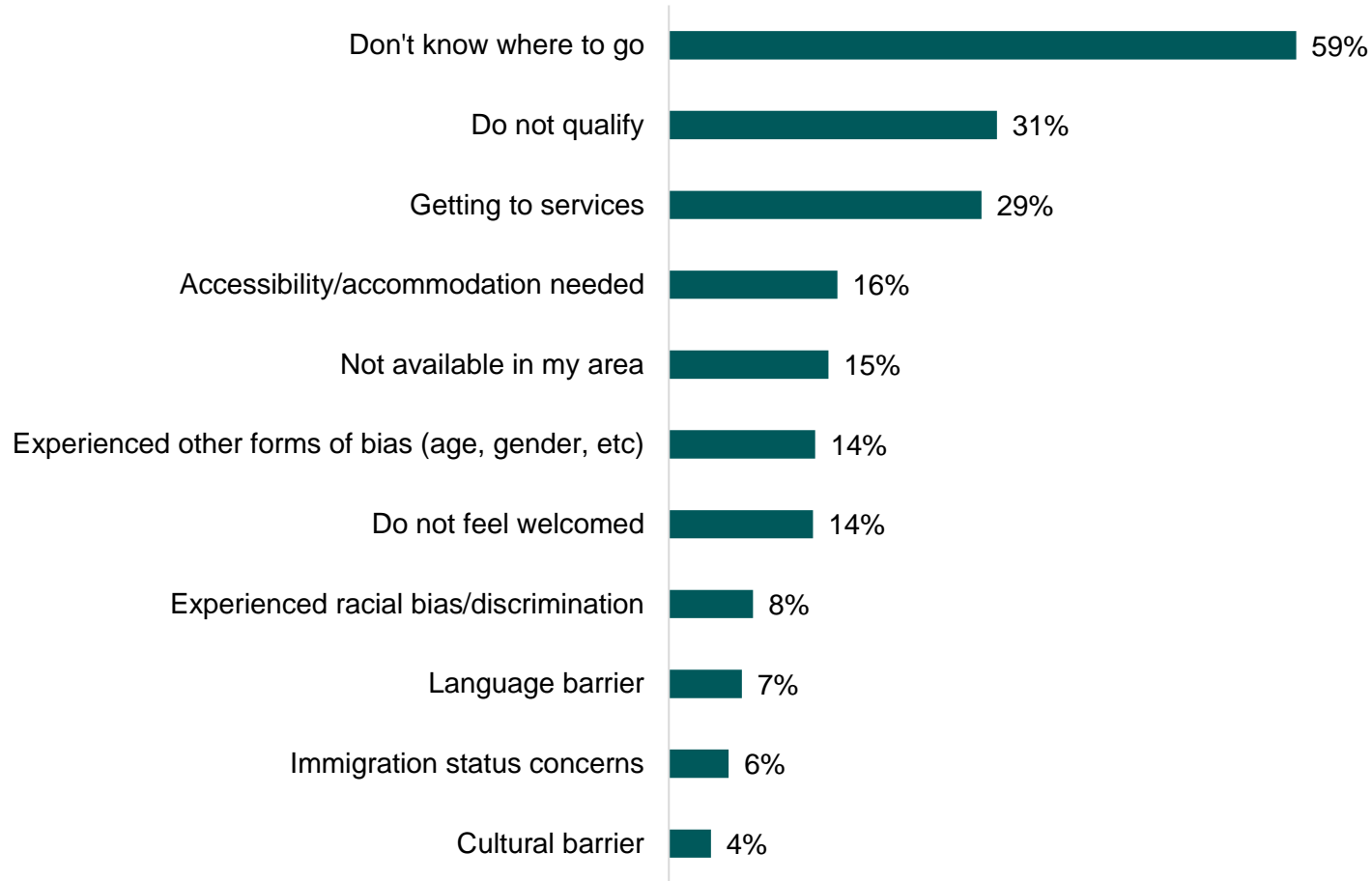
Housing Needs



545 respondents with housing needs



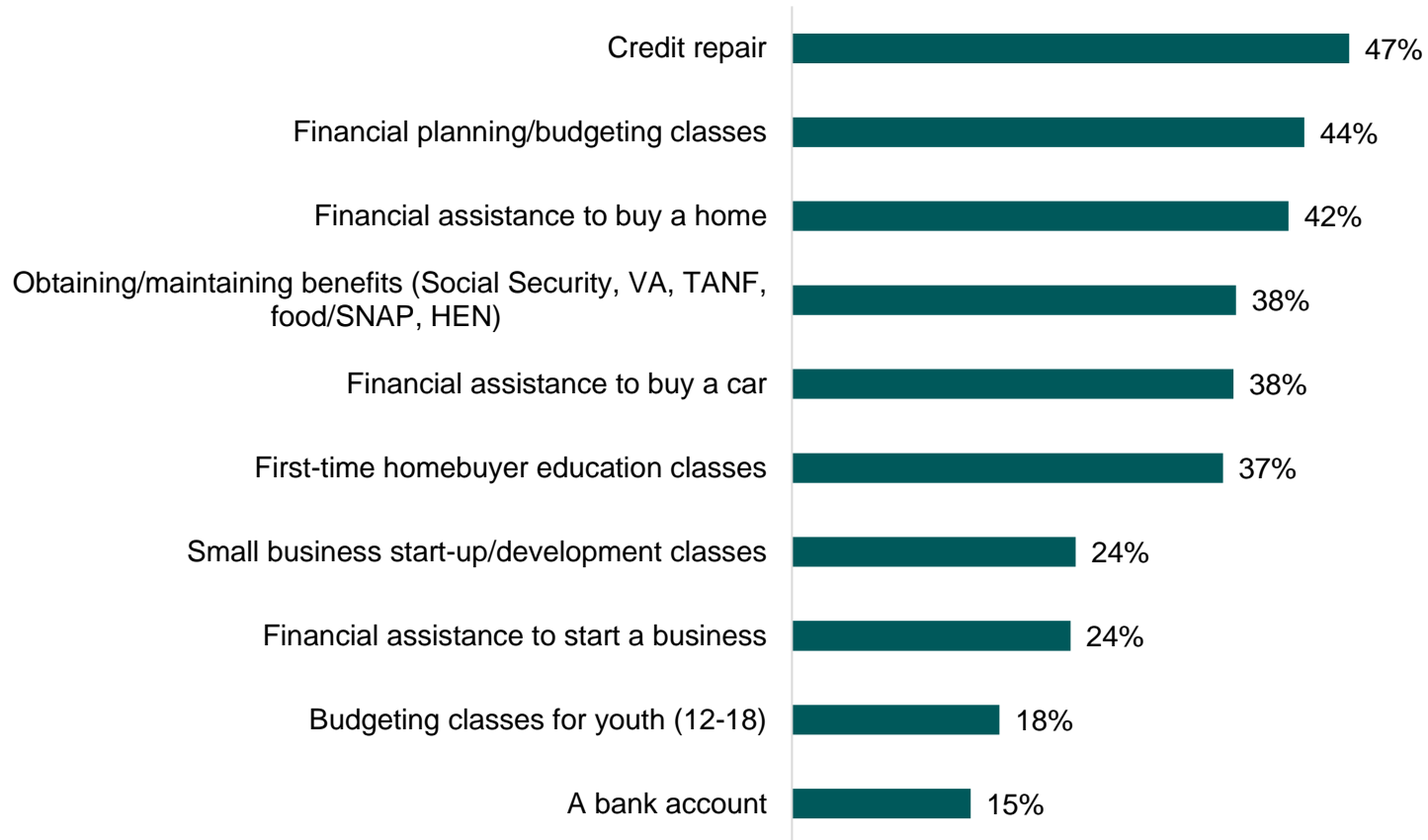
Housing Barriers



481 respondents with housing barriers



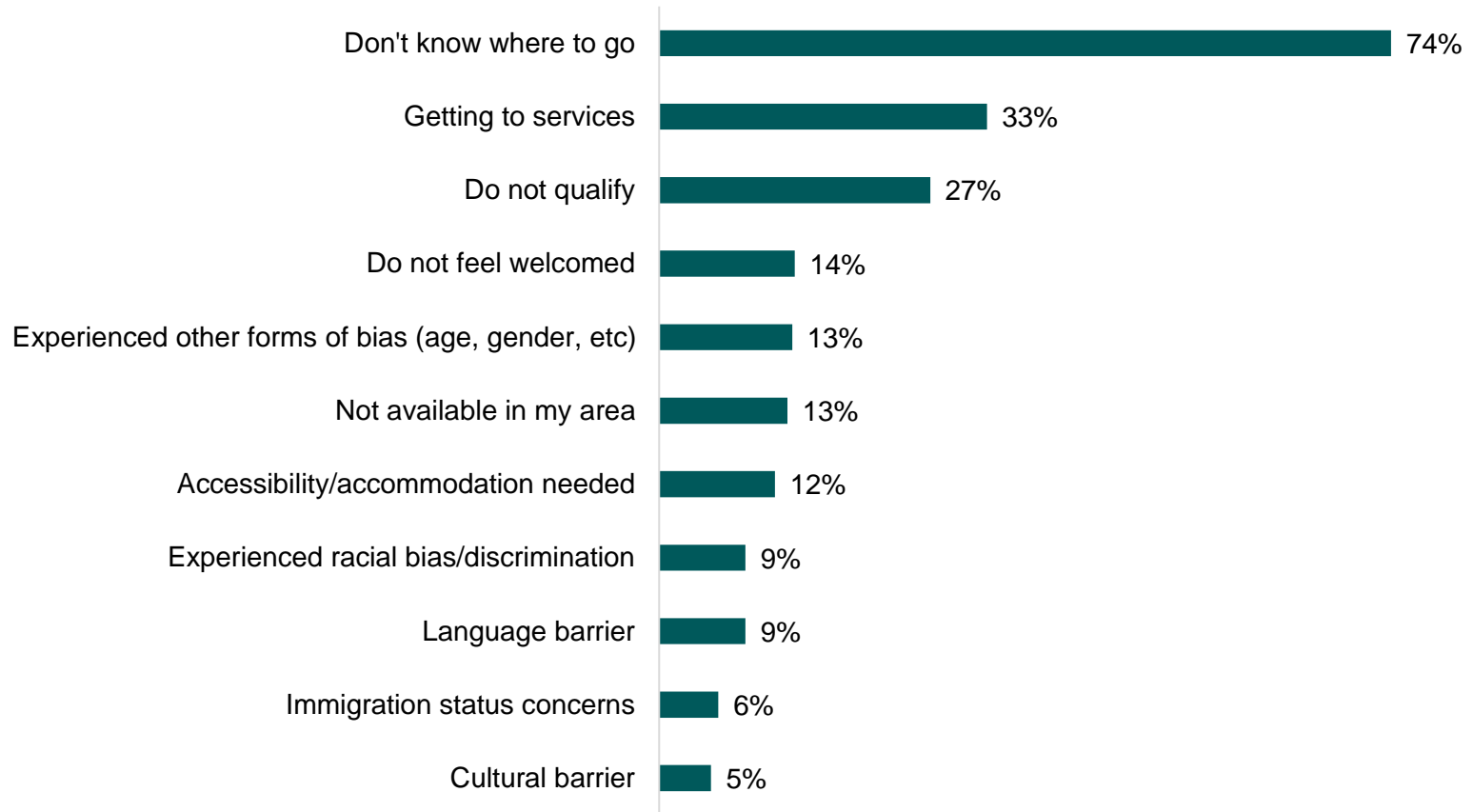
Income and Asset Building Needs



447 respondents with income and asset building needs



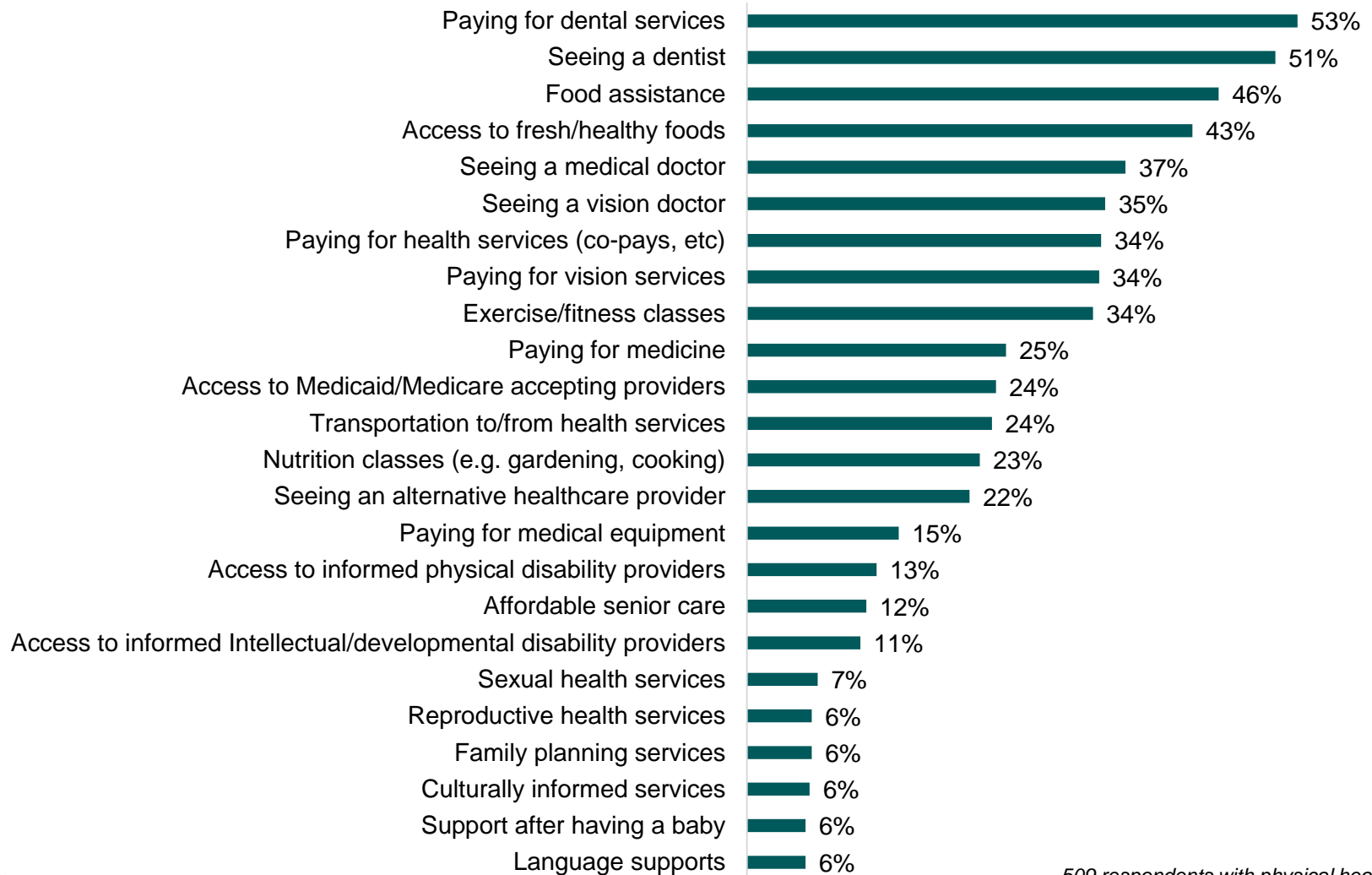
Income and Asset Building Barriers



402 respondents with income and asset building barriers



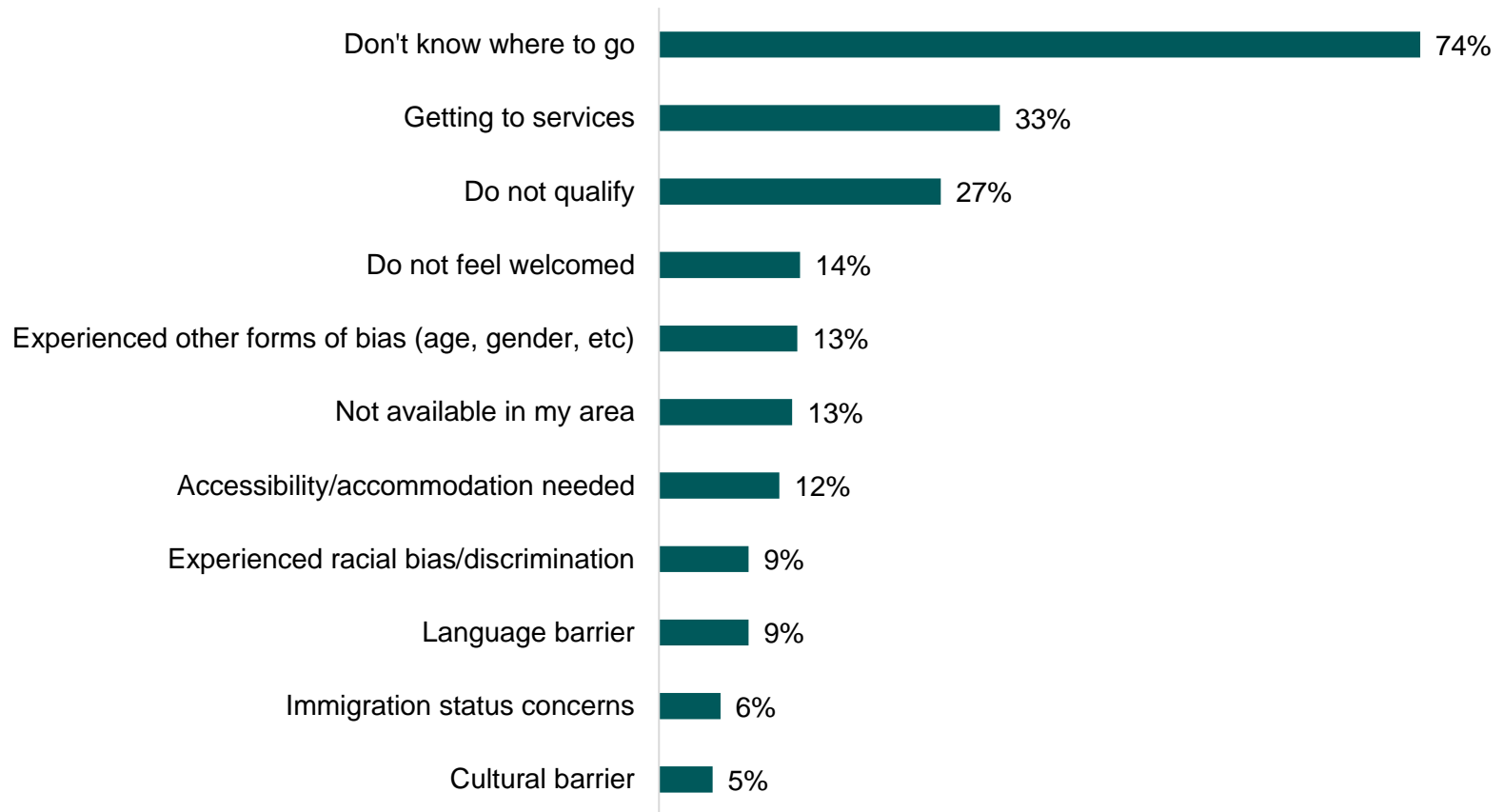
Physical Health Needs



509 respondents with physical health needs



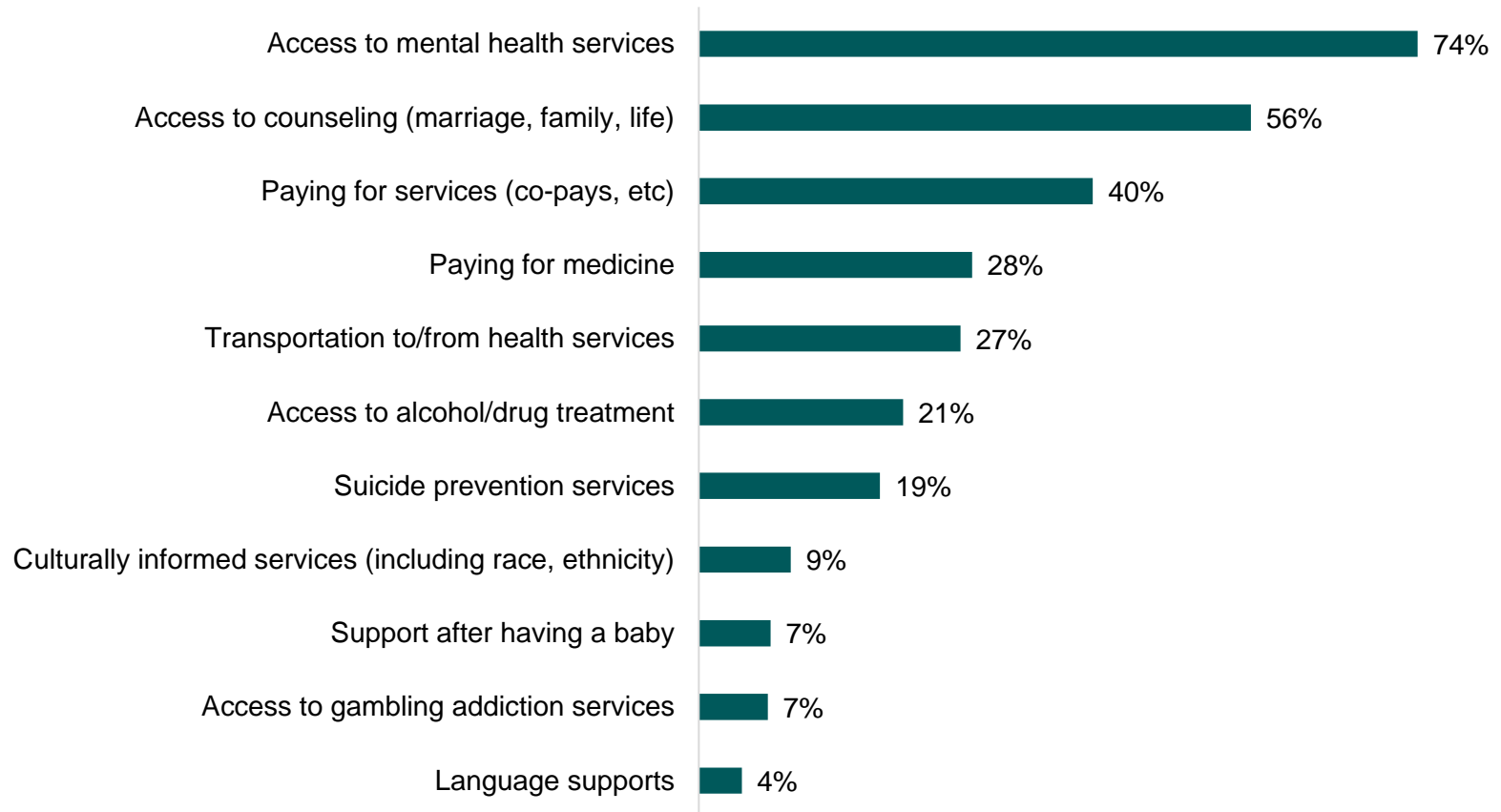
Physical Health Barriers



445 respondents with physical health barriers



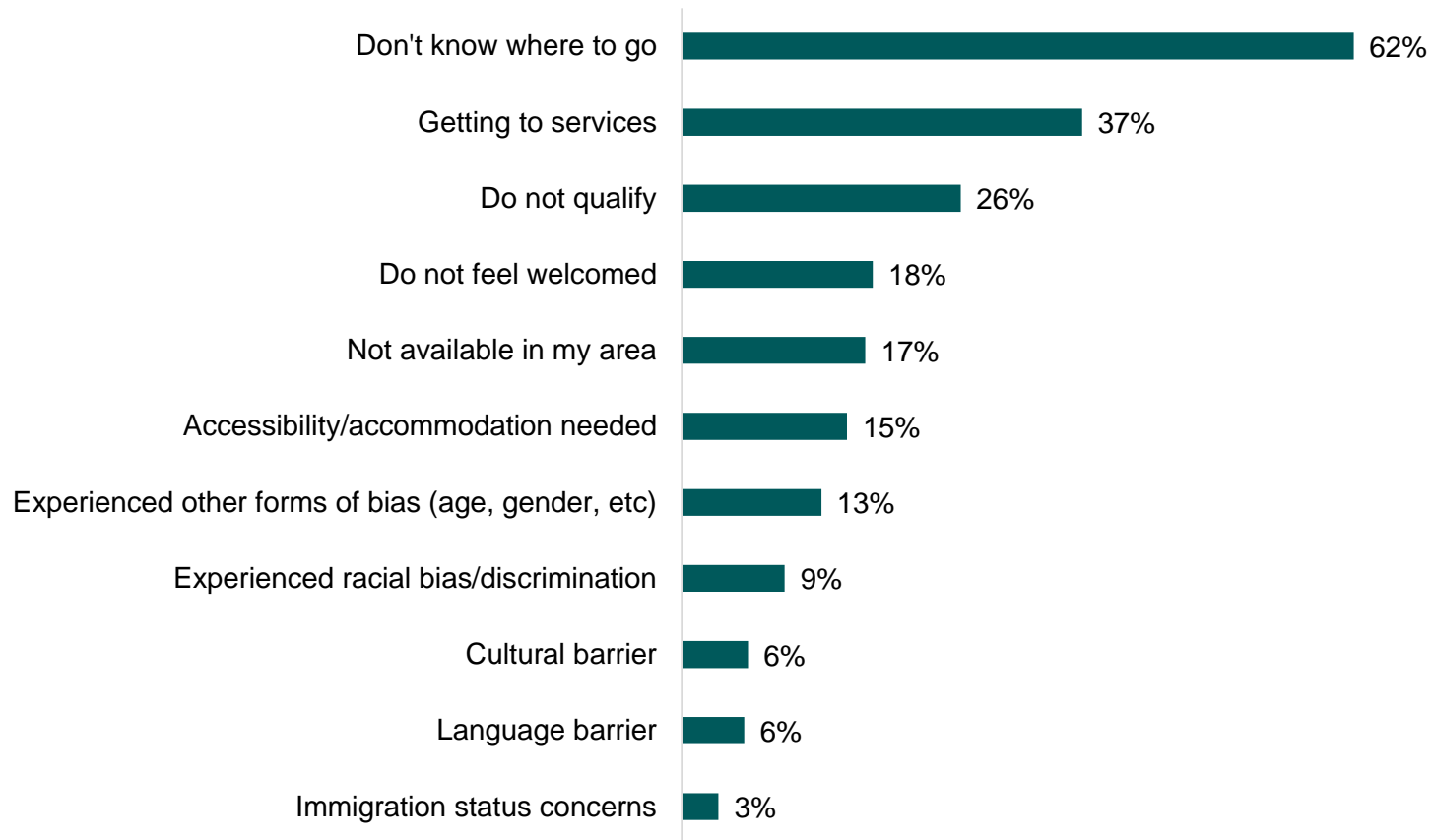
Behavioral Health Needs



340 respondents with behavioral health needs



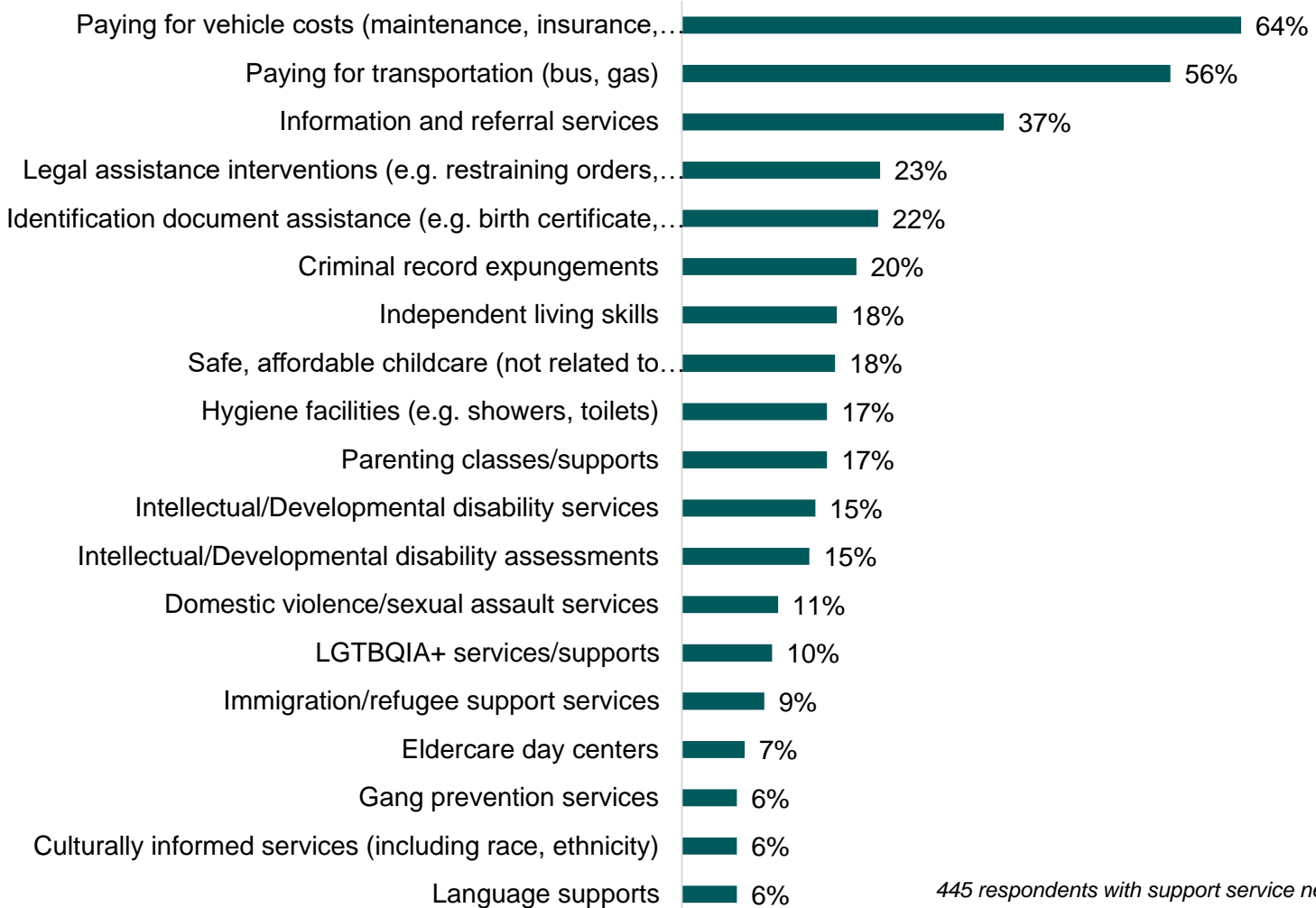
Behavioral Health Barriers



296 respondents with behavioral health barriers



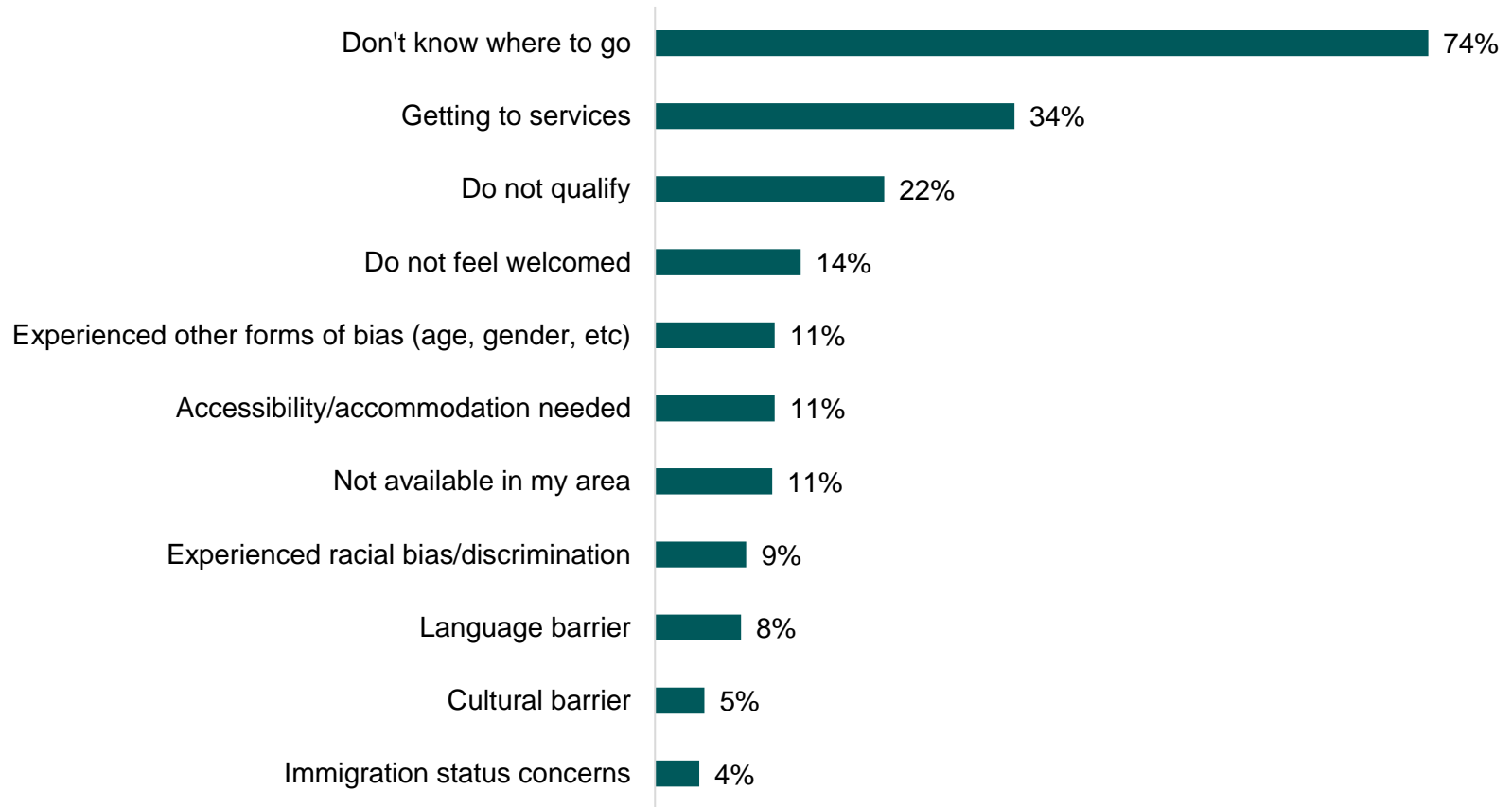
Support Services Needs



445 respondents with support service needs



Support Services Barriers

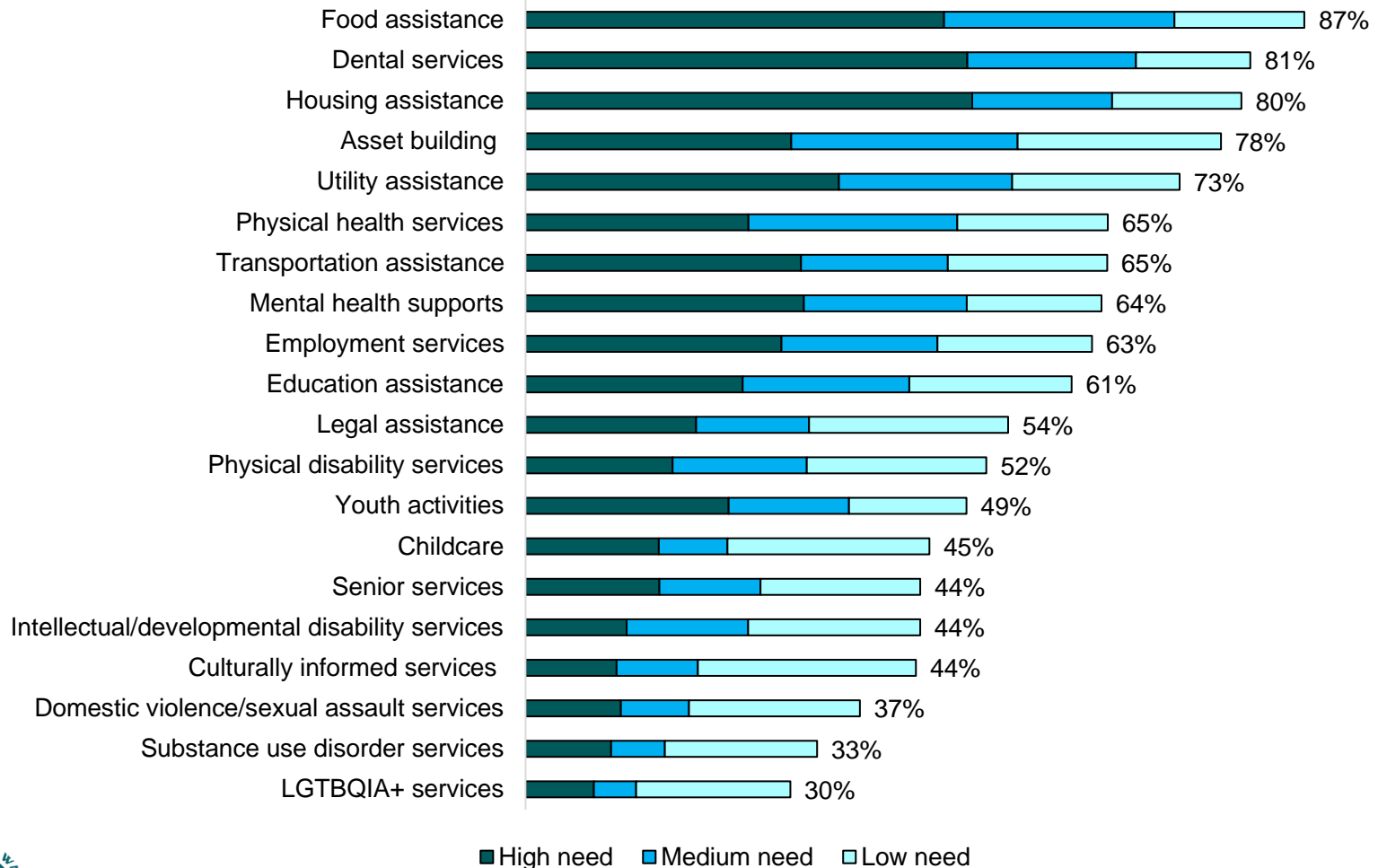


401 respondents with support service barriers



Overall Needs

Overall Needs



Overall Needs

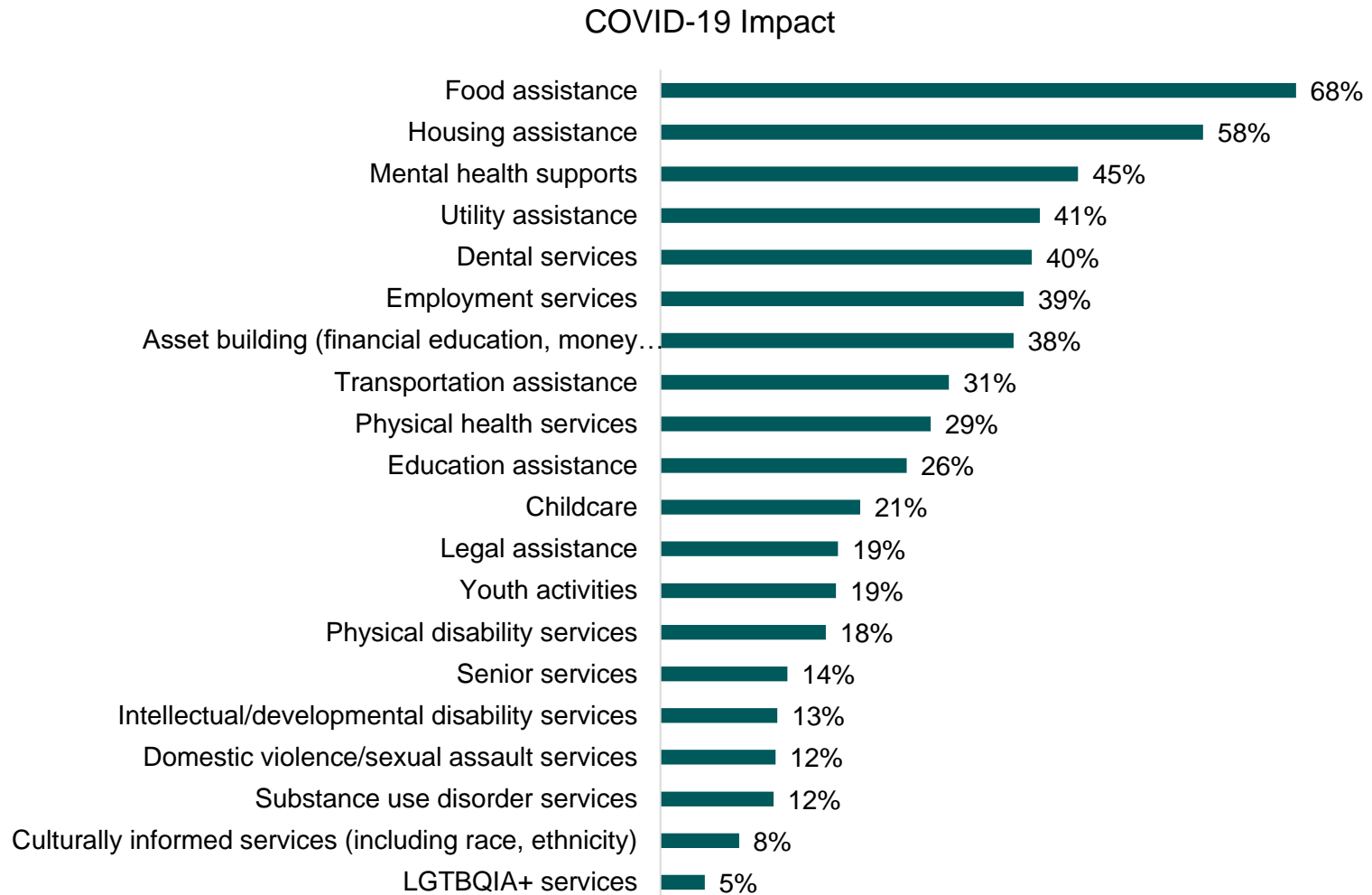
Table 6. Overall needs

	% Need ⁵	Homeless	Doubled up	Income < 200% FPL	Income < 125% FPL	Veteran	55+	Non-English	Education < HS degree	Non-white or Hispanic	Medicare/Medicaid	Employed
Food assistance	73%			▲		▼	▼	▲			▲	
Dental services	68%											
Housing assistance	66%	▲		▲	▲		▼				▲	
Asset building	55%					▼	▼			▲		▲
Utility assistance	54%			▲	▲	▼	▼	▲	▲	▲	▲	▲
Mental health supports	49%	▲	▲				▼	▼				
Physical health services	48%	▲										
Transportation assistance	47%	▲		▲	▲						▲	▼
Employment services	46%	▲	▲	▲	▲	▼	▼	▲		▲		
Education assistance	43%						▼	▲		▲		▲
Youth activities	36%						▼	▲		▲		▲
Legal assistance	32%				▲		▼	▲		▲	▲	
Physical disability services	31%	▲			▲						▲	▼
Senior services	26%						▲				▲	▼
Int./dev. disability services	25%	▲	▲	▲	▲						▲	
Childcare	23%			▲		▼	▼	▲		▲		▲
Culturally informed services	19%						▼	▲		▲		
DV/sexual assault services	18%			▲	▲		▼		▲	▲	▲	
Substance use disorder services	16%	▲			▲		▼			▲	▲	
LGBTQIA+ services	12%						▼			▲		

⁵ Identified area as a medium or high need in the past year



COVID-19 Impact on Overall Needs



Takeaways

- Poverty in Clark County is influenced by various factors beyond just income.
 - Education, employment opportunities, housing, access to healthcare, access to support services
 - Cost of living and stagnant wages
 - Systemic issues like racism and discrimination
- Key recommendations
 - Financial assistance for education and training programs, improved outreach and support mechanisms, and policies that promote economic stability and opportunity
 - Policy interventions such as rent control and increased support for individuals experiencing houselessness
 - Expand access to healthcare, including mental health services
 - Comprehensive and coordinated efforts that address the root causes of poverty, not just the symptoms



Thank you!

Questions?

Abby Molloy

564-397-7832

abby.molloy@clark.wa.gov



Agenda Item V. April 2025 Contractor Reports

- **CCVAC**

- 54 Veterans served in April, services totaling \$39,291.06
- 50 male Veterans, 3 female Veterans, 1 widow, and 0 others served
- 15 denials, 0 subject to appeal
- 693 visits to the center for essentials and food. 1,102 sack breakfasts and lunches and 70 food boxes provided. 5,100 total pounds of food provided
- 560.5 volunteer hours, totaling \$22,577 in value

- **Free Clinic**

- 1 veteran served in April. Services totaled \$400 in value. Billed \$739.11.

- **Fund**

- April revenue: \$331,691.96; expenditures: \$74,029.11
- Fund balance: \$696,859.85 (\$257,662.74 increase from last month)



Agenda Item VI. CCVAC updates

**Honorably
serving those
who served
honorably**



Agenda Items X. – XII.

- Old Business
- New Business
- Open Forum
- Adjourn

No meeting in July

Next meeting: August 14, 2025

