

Clark County 2020-2024 Five Year Consolidated Plan

Housing and Community Development Needs

Clark County Community Services



Welcome and Introductions

Thank you for joining us!

The chat function is not available but you can use Q & A so that we capture your feedback and questions.

This meeting will be recorded.

Community Housing and Development staff

Samantha Whitley, Presenter: samantha.whitley@clark.wa.gov

Rebecca Royce, Coordinator: rebecca.royce@clark.wa.gov

Michael Torres, Manager: michael.torres@clark.wa.gov

Janet Snook, Admin Support: janet.snook@clark.wa.gov



Overview of the Consolidated Plan

A Consolidated Plan is required to qualify for federal Community Development Block Grant (CDBG) and HOME Investment Partnerships Program (HOME) funding through HUD.

A ConPlan serves the following functions:

- Assess housing and community needs of households and neighborhoods with lower income using research, data analysis, community involvement and agency consultation.
- Coordinate with other plans and resources to create partnerships and leverage investments.
- Develop goals, objectives, strategies and metrics to invest CDBG and HOME funds over the next 5 years.

www.clark.wa.gov/community-services/cdbg-and-home-documents



Timeline for Consolidated Planning Process

Date	Deliverable
May – July 2019	Gather data for draft plan
August – October 2019	Gather public input through surveys
November 2019 - January 2020	Draft plan and strategies based on research and data collected
February – July 2020	Unanticipated COVID interruption
August 2020	Finalize and advertise Consolidated Plan and 2020 Action Plan for public review and comment
September 1, 2020	Submit Consolidated Plan and Action Plan to HUD
July 1, 2020 – June 30, 2024	Plan guides funding decisions for five years



Consolidated Plan Components

- Executive Summary
- Plan Development Process: outreach and partners
- Needs Assessment: Housing Needs – housing problems and cost burdened households, disproportionate need, public housing, homeless needs, special needs, community development needs
- Housing Market Analysis: units, cost, condition, public housing and homeless services, barriers to affordable housing, community development assets
- Strategic Plan: priority needs, market characteristics, anticipated resources, program delivery, goals summary and strategies, monitoring
- Action Plan: activities to be funded with CDBG and HOME funds submitted to HUD annually



CDBG and HOME Goals and Principles

Program Goals
Provide decent, safe and sanitary housing
Provide a suitable living environment
Expand economic activities

Core Principles
Benefits low and moderate-income people and communities
Local decision-making; flexible use of funds
Community participation
Leveraging and partnerships
Strategic and targeted investment

Median Income	HH Size	1	2	3	4	5	6	7	8
\$92,100	80% of Median Income	\$51,600	\$59,000	\$66,350	\$73,700	\$79,600	\$85,500	\$91,400	\$97,300

Effective: April 1, 2020



Types of Activities

CDBG Eligible Activities

- Acquisition
- Public Facilities
- Infrastructure Improvements
- Homeowner Rehabilitation
- Economic Development
- Homeownership Assistance
- ADA Accessibility Improvements

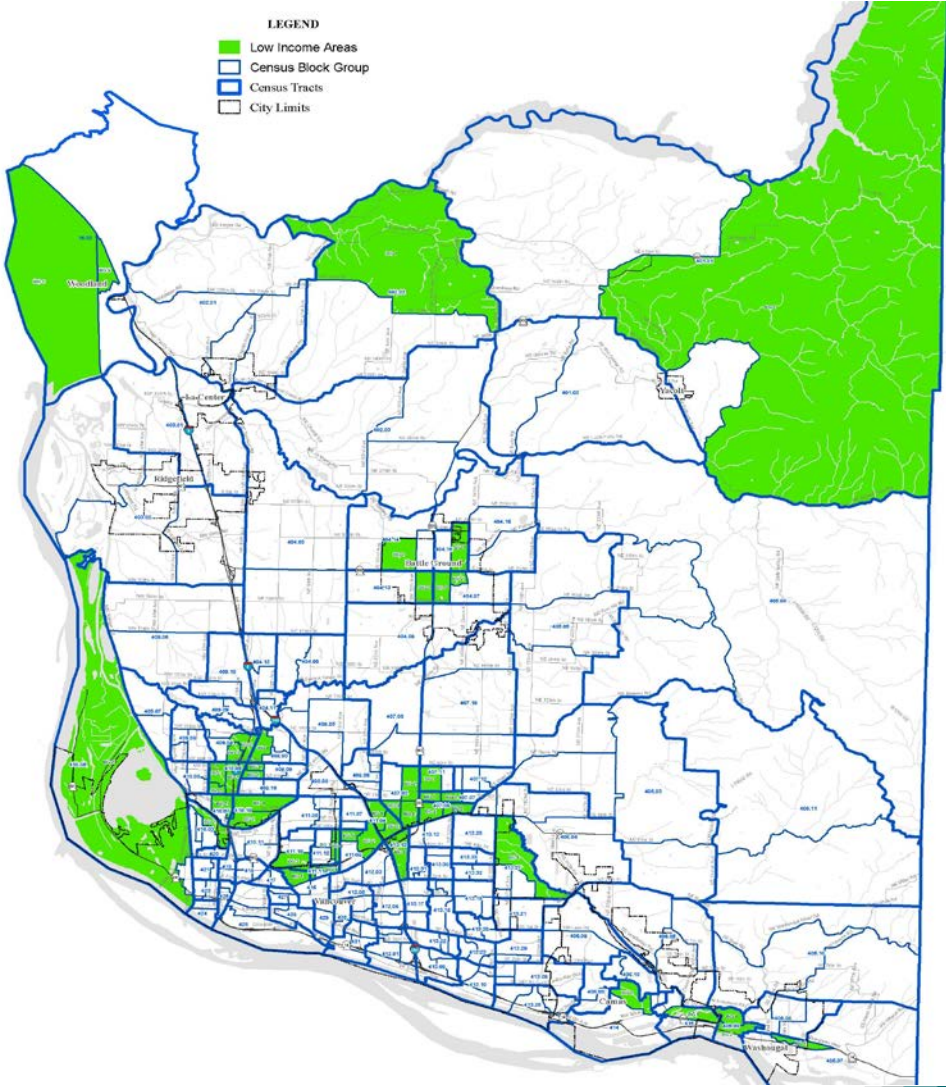


HOME Eligible Activities

- Acquisition
- Homeownership Assistance
- Single-family Construction or Rehab
- Multi-family Construction or Rehab
- Tenant-Based Rental Assistance



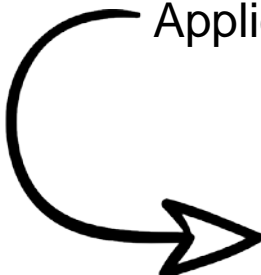
Current Low-Income Areas (2011 - 2015 ACS Data)



Program Cycle

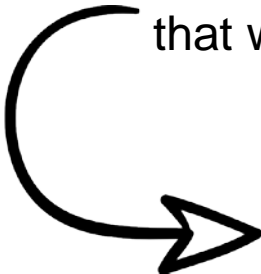
The Consolidated Plan is the 5-year outline for use of funding.

Applications for funding are released in October and due in December.



The Urban County Policy Board reviews and scores applications in March to recommend projects to the Clark County Council.

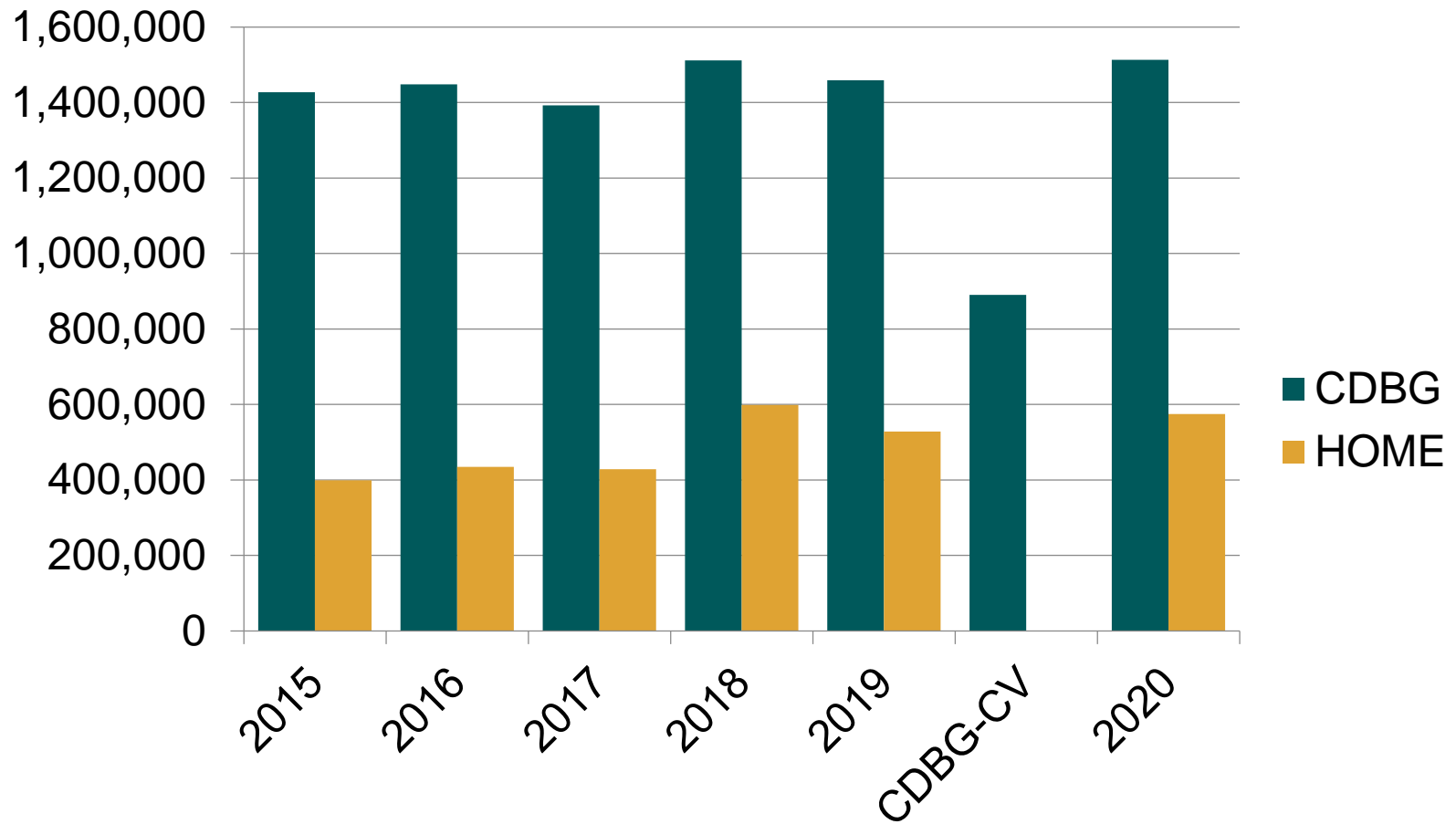
The Action Plan is submitted to HUD in May describing the activities that will be undertaken during the program year.



A Consolidated Annual Performance and Evaluation Report (CAPER) describes program accomplishments in October.



Clark County HUD Funding History



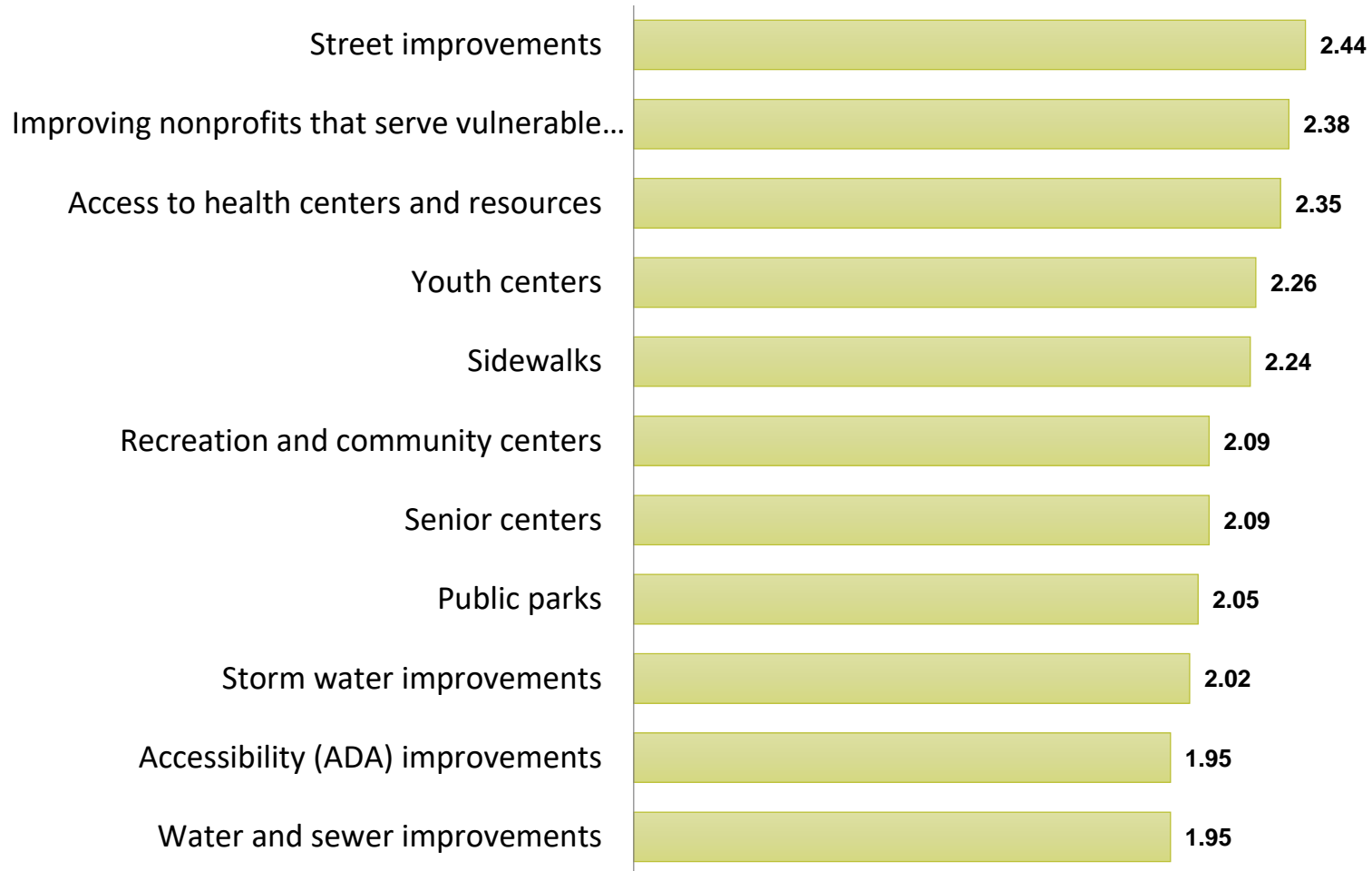
Expected HUD Funding 2020-2024

Program	Expected Amount Available 2020				Expected Amount Available Remainder of ConPlan	Description
	Annual Allocation:	Program Income:	Prior Year Resources:	Total:		
CDBG	1,512,941	25,000	380,417	1,943,358	5,400,000*	Grants awarded on a formula basis for housing and community development activities. Beneficiaries must have low- or moderate-income (up to 80% AMI), or reside in a low/moderate-income neighborhood.
HOME	574,307	783,624	0	1,357,931	2,100,000	Grants awarded on a formula basis to implement local housing strategies. Tenants served must be below 60% AMI and homeownership activities serve households up to 80% AMI. Requires 25% non-federal match.

**does not include any additional Coronavirus response funding*

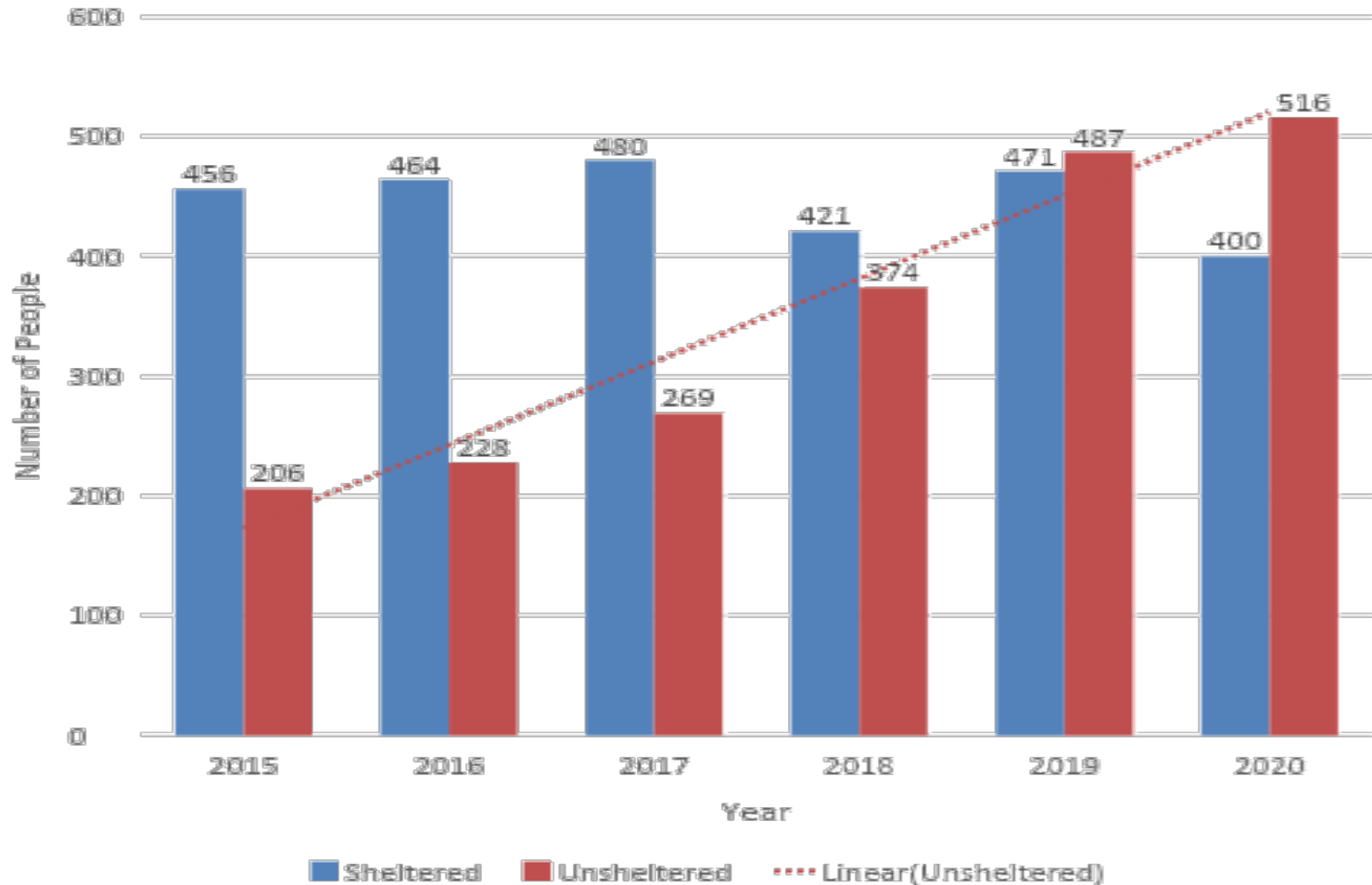


Needs Assessment – Facility and Neighborhood Improvements



Needs Assessment: Homelessness

Clark County Point in Time Count 2015-2020



Needs Assessment: Homelessness

Over the 2019 calendar year, 6,117 people representing 3,979 households experienced homelessness according to the Homeless Management Information System, which provides a much more robust and accurate count of homelessness.

Of these people:

- 1,623 were under age 18 (26%)
- 2,219 were people of color (36%)
- 2,921 were women or non-binary (48%)
- 4,054 were newly homeless (66%)



Needs Assessment: Housing Problems

	Renter					Owner				
	0-30% AMI	30-50% AMI	50-80% AMI	80-100% AMI	Total	0-30% AMI	30-50% AMI	50-80% AMI	80-100% AMI	Total
Substandard Housing - Lacking complete plumbing or kitchen facilities	65	195	210	55	525	50	20	69	45	184
Severely Overcrowded - With >1.51 people per room (and complete kitchen and plumbing)	75	22	44	4	145	25	4	52	14	95
Overcrowded - With 1.01-1.5 people per room (and none of the above problems)	229	210	243	105	787	84	195	329	161	769
Housing cost burden >50% of income (and none of the above problems)	2,708	1,447	264	10	4,429	2,373	1,759	1,600	517	6,249
Housing cost burden >30% of income (and none of the above problems)	275	2,243	2,397	518	5,433	455	1,276	3,299	2,328	7,358
Zero/negative Income (and none of the above problems)	354	0	0	0	354	315	0	0	0	315

Data Source: 2011-2015 CHAS



Needs Assessment: Housing Affordability

Overburdened Home Owners
15.11%
of Housing Units
Clark County, WA

11.29%
of Housing Units
Vancouver, WA ↓ 25.29%

14.28%
of Housing Units
Washington ↓ 5.46%

13.25%
of Housing Units
United States of America ↓ 12.29%

Overburdened Home Renters
15.25%
of Housing Units
Clark County, WA

22.88%
of Housing Units
Vancouver, WA ↑ 50.03%

15.72%
of Housing Units
Washington ↑ 3.1%

14.87%
of Housing Units
United States of America ↓ 2.45%

*% Diff. shows the *percentage increase or decrease* as compared to the original geography.

Sources: US Census 2013-2017 ACS

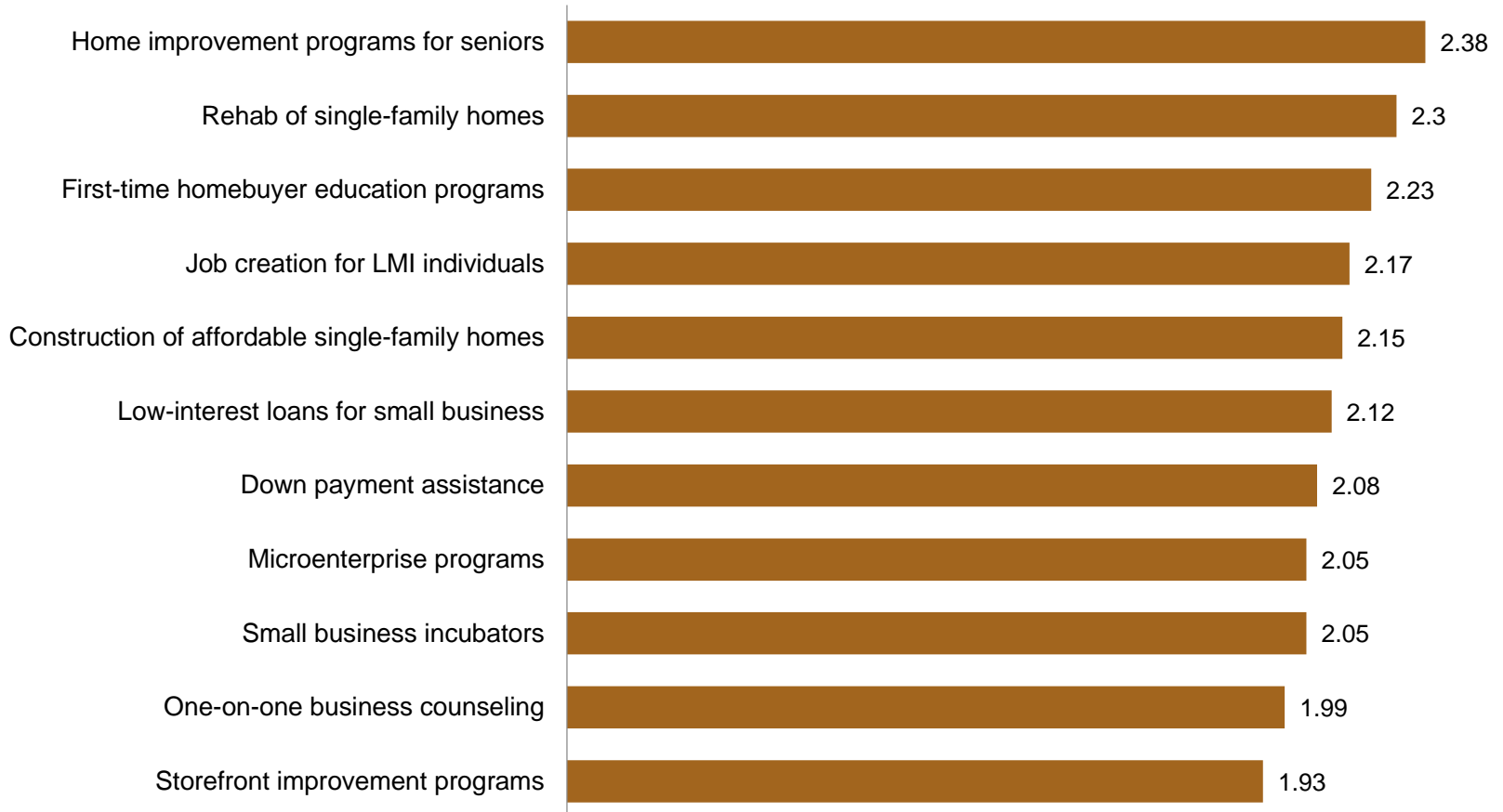
Note: Overburdened households is defined as households that spend 30% or more of their income on selected housing costs.



Needs Assessment – Housing and Homelessness



Needs Assessment – Asset and Economic Development



2020 ConPlan Goal Summary

Goal 1

Public Facilities and Neighborhood Improvements

- This goal includes infrastructure improvements in low- and moderate-income neighborhoods and communities. It also includes acquisition and improvements to facilities that provide services to the elderly, those with special needs, and other households with low income.

Goal 2

Affordable Housing and Homelessness

- This goal maintains and improves the response to homelessness including rapid rehousing programs, transitional housing, permanent supportive housing, and construction or rehabilitation of affordable multifamily units.

Goal 3

Asset and Economic Development

- This goal is to assist with financing economic development projects, including microenterprise and small business development. Homeownership and homeowner rehabilitation is also part of this goal.



Comments and Questions

County Council Hearing:

- To be announced in August, can submit comments to council clerk

By Email: samantha.whitley@clark.wa.gov

By Phone: 564-397-7842

By Mail: Clark County Community Services
Attn: CDBG Program
P.O. Box 5000
Vancouver, WA 98666-5000



Additional Information: www.clark.wa.gov/cdbg/documents

