

CLARK COUNTY STAFF REPORT

DEPARTMENT: Public Works / Transportation Division / Programming

DATE: November 10, 2015

REQUESTED ACTION: Adoption of the 2016-2021 Six-Year Transportation Improvement Program and the 2016 Annual Construction Program.

___ Consent X Hearing ___ County Manager

PUBLIC WORKS GOALS:

- Provide safe and efficient transportation systems in Clark County
- Create and maintain a vibrant system of parks, trails and green spaces
- Continue responsible stewardship of public funds
- Promote family-wage job creation and economic development to support a thriving community
- Maintain a healthy, desirable quality of life
- Increase partnerships and foster an engaged, informed community
- Cultivate a nimble, responsive work force
- Make Public Works a great place to work

BACKGROUND

Public Works is proposing to adopt the Transportation Improvement Program (TIP). The TIP document identifies prioritized transportation projects and proposed funding for design, property acquisition and construction during the next six years.

Each year, Clark County must prepare a six-year TIP to be in compliance with RCW 36.81.121. In addition, per RCW 36.81.130, the County must adopt an Annual Construction Program (ACP) that includes all capital road projects and all road equipment purchases for the ensuing year.

This year, Transportation programming staff, in consultation with the BOCC, met to establish a priority array of transportation projects. The 2016 ACP represents the implementation of the first year of the Six-Year TIP. This program has been developed based on the recommended 2016-2021 six-year program.

COUNCIL POLICY IMPLICATIONS

None. The 2016-2021 Six-Year Transportation Improvement Program is constrained by forecasted revenues.

ADMINISTRATIVE POLICY IMPLICATIONS

None.

COMMUNITY OUTREACH

The development of the 2016-2021 Transportation Improvement Program included press releases, internet web sites, and a SEPA environmental review process. The Public Hearing before the Board of County Councilors is the final step in the public involvement process.



PW15-088

BUDGET IMPLICATIONS


YES	NO	
X		Action falls within existing budget capacity.
	X	Action falls within existing budget capacity but requires a change of purpose within existing appropriation
	X	Additional budget capacity is necessary and will be requested at the next supplemental. If YES, please complete the budget impact statement. If YES, this action will be referred to the county council with a recommendation from the county manager.

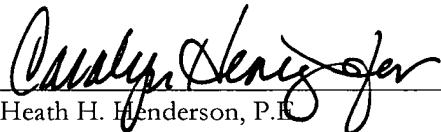
BUDGET DETAILS

Local Fund Dollar Amount	\$99,502,000
Grants/Loans/Partnerships	\$57,673,000
Transportation Improvement Fees	\$11,569,000
Account	County Road Fund

DISTRIBUTION:

Board staff will post all staff reports to The Grid. <http://www.clark.wa.gov/thegrid/>


 Carolyn Heriges, P.E.
 Transportation Division Manager


 Heath H. Henderson, P.E.
 Public Works Director/County Engineer

APPROVED: 
 CLARK COUNTY, WASHINGTON
 BOARD OF COUNTY COUNCILORS

DATE: NOV. 10, 2015

SR#

APPROVED: _____
 Mark McCauley, Acting County Manager

DATE: _____

PW15-088

BUDGET IMPACT ATTACHMENT

Part I: Narrative Explanation

I. Each year, Clark County must prepare a six-year Transportation Improvement Program (TIP) to be in compliance with RCW 36.81.121. In addition, per RCW 36.81.130, the County must adopt an Annual Construction Program (ACP) that includes all road and bridge construction projects and all road equipment purchases for the ensuing year.

The total six-year program is estimated at \$168,744,000. \$37,957,000 is programmed in the 2016 budget. Future biennium costs include \$34,354,000 in 2017, \$33,662,000 in 2018, \$18,907,000 in 2019, \$21,078,000 in 2020 and \$22,786,000 in 2021.

The numbers below reflect years 2016-2021.

Part II: Estimated Revenues

Fund #/Title	2015/2016 Biennium *2016 Only		2017/2018 Biennium		2019/2020 Biennium		2021/2022 Biennium *2021 Only	
	CRF	Total	CRF	Total	CRF	Total	CRF	Total
1012/County Road Fund	\$37,957,000	\$37,957,000	\$68,016,000	\$68,016,000	\$39,985,000	\$39,985,000	\$22,786,000	\$22,786,000
Total	\$37,957,000	\$37,957,000	\$68,016,000	\$68,016,000	\$39,985,000	\$39,985,000	\$22,786,000	\$22,786,000

II. A – Describe the type of revenue (grant, fees, etc.)

Part III: Estimated Expenditures

III. A – Expenditures summed up

Fund #/Title	2015/2016 Biennium *2016 Only		2017/2018 Biennium		2019/2020 Biennium		2021/2022 Biennium *2021 Only	
	CRF	Total	CRF	Total	CRF	Total	CRF	Total
1012/County Road Fund	\$37,957,000	\$37,957,000	\$68,016,000	\$68,016,000	\$39,985,000	\$39,985,000	\$22,786,000	\$22,786,000
Total	\$37,957,000	\$37,957,000	\$68,016,000	\$68,016,000	\$39,985,000	\$39,985,000	\$22,786,000	\$22,786,000

III. B – Expenditure by object category

Fund #/Title	2015/2016 Biennium *2016 Only		2017/2018 Biennium		2019/2020 Biennium		2021/2022 Biennium *2021 Only	
	CRF	Total	CRF	Total	CRF	Total	CRF	Total
Salary/Benefits	\$1,897,850	\$1,897,850	\$3,400,800	\$3,400,800	\$1,999,250	\$1,999,250	\$1,139,300	\$1,139,300
Contractual	\$1,138,710	\$1,138,710	\$2,040,480	\$2,040,480	\$1,199,550	\$1,199,550	\$683,580	\$683,580
Supplies								
Travel								
Other controllables								
Capital Outlays	\$34,920,440	\$34,920,440	\$62,574,720	\$62,574,720	\$36,786,200	\$36,786,200	\$20,963,120	\$20,963,120
Inter-fund Transfers								
Debt Service								
Total	\$37,957,000	\$37,957,000	\$68,016,000	\$68,016,000	\$39,985,000	\$39,985,000	\$22,786,000	\$22,786,000

Attachments

- Resolution: 2016-2021 Transportation Improvement Program
- Resolution: 2016 Annual Construction Program
- 2016-2021 Transportation Improvement Program
- 2016 Annual Construction Program
- 2016 Major Road Equipment Purchases and Repairs
- 2016 TIP Reasonably Funded Project List

CLARK COUNTY, WASHINGTON
RESOLUTION NO. 2015-11-02

A RESOLUTION relating to adoption of the 2016-2021
Six-Year Transportation Improvement Program (TIP).

WHEREAS, a public hearing on the 2016-2021 Transportation Improvement Program was held at 10:00 A.M., Tuesday, November 10, 2015 in accordance with RCW 36.81.121 and WAC 136.16.010; and,

WHEREAS, this is to certify that a priority array of potential projects on this County's arterial system was prepared under the direction of the Director of Public Works and was available to the Board of County Councilors during the preparation of these programs in accordance with WAC 136-14-050; and,

WHEREAS, this is to certify that a written report with respect to deficient bridges was prepared under the direction of the Director of Public Works and was available to the Board of County Councilors during the preparation of these programs in accordance with WAC 136-20-060; and,

WHEREAS, this Transportation Improvement Program has been analyzed to establish its consistency with the adopted Comprehensive Plan and adopted policies in the Community Framework Plan; and,

WHEREAS, this Transportation Improvement Program has been analyzed to establish Clark County's financial capability of completing the projects that are contained within the Program in accordance with chapter 36.70A RCW; and,

WHEREAS, the County commits to funding those projects so designated as "Reasonably Funded" in the program for purposes of Concurrency, as shown in the Financial Analysis section of the TIP, incorporated by reference; and,

WHEREAS, the Board of County Councilors is in regular session assembled this day.


NOW, THEREFORE, BE IT RESOLVED BY THE BOARD OF COUNTY COUNCILORS OF CLARK COUNTY, STATE OF WASHINGTON, that the attached 2016-2021 Transportation Improvement Program, as submitted by the Director of Public Works, is hereby adopted.

DATED this 10th day of NOV., 2015.

ATTEST:


Clerk to the Board

BOARD OF COUNTY COUNCILORS
FOR CLARK COUNTY, WASHINGTON




DAVID MADORE, Chair

APPROVED AS TO FORM ONLY:

ANTHONY F. GOLIK
Prosecuting Attorney

TOM MIELKE, Councilor

BY: 
CHRIS HORNE, Chief Civil
Deputy Prosecuting Attorney

JEANNE E. STEWART, Councilor

CLARK COUNTY, WASHINGTON
RESOLUTION NO. 2015-11-03

A RESOLUTION relating to adoption of the 2016 Annual Construction Program element of the 2016-2021 Six-Year Transportation Improvement Program (TIP).

WHEREAS, a public hearing on the 2016 Annual Construction Program was held at 10:00 A.M., Tuesday, November 10, 2015 in accordance with RCW 36.81.121 and WAC 136.16.010; and,

WHEREAS, this is to certify that a priority array of potential projects on this County's arterial system was prepared under the direction of the Director of Public Works and was available to the Board of County Councilors during the preparation of these programs in accordance with WAC 136-14-050; and,

WHEREAS, this Annual Construction Program has been analyzed to establish its consistency with the adopted Transportation Improvement Program; and,


WHEREAS, this Annual Construction Program has been analyzed to establish Clark County's financial capability of completing the projects that are contained within the Program; and,

WHEREAS, the Board of County Councilors is in regular session assembled this day.

NOW, THEREFORE, BE IT RESOLVED BY THE BOARD OF COUNTY COUNCILORS OF CLARK COUNTY, STATE OF WASHINGTON, that the 2016 Annual Construction Program element of the 2016-2021 Transportation Improvement Program, as submitted by the Director of Public Works and attached and incorporated by reference, is hereby adopted.

DATED this 10th day of NOV., 2015.

ATTEST:


Clerk to the Board


BOARD OF COUNTY COUNCILORS
FOR CLARK COUNTY, WASHINGTON


DAVID MADORE, Chair

APPROVED AS TO FORM ONLY:

ANTHONY F. GOLIK
Prosecuting Attorney

TOM MIELKE, Councilor

BY: 
CHRIS HORNE, Chief Civil
Deputy Prosecuting Attorney

JEANNE E. STEWART, Councilor

**2016 - 2021 Transportation Improvement Program
Ongoing Program Projects Funding Analysis**

H A N K	Project Name	Phase	Spent to Date	2016				2017				2018				2019				2020				2021				Cost to Complete	Project Total	TIF Area Eligibility		
				CRF	TIF	Grants / Loans	Other	CRF	TIF	Grants / Loans	Other	CRF	TIF	Grants / Loans	Other	CRF	TIF	Grants / Loans	Other	CRF	TIF	Grants / Loans	Other	CRF	TIF	Grants / Loans	Other					
Urban Development Road Program																																
NA	Rye E/W Connector (NE 40th Avenue - NE 47th Avenue) Project #: 352222	PE	15,000	125,000	0	0	0	10,000	0	0	0	0	0	0	0	0	0	0	0	0	0	0	0	0	0	0	0	0	0	150,000	0	
		ROW	0	0	0	0	0	500,000	0	0	0	0	0	0	0	0	0	0	0	0	0	0	0	0	0	0	0	0	0	500,000		
		CN	0	0	0	0	0	0	0	0	0	0	0	0	0	0	0	0	0	0	0	0	0	0	0	0	0	0	0	100,000	2,000,000	
		Total	15,000	125,000	0	0	0	510,000	0	0	0	0	0	0	0	0	0	0	0	0	0	0	0	0	0	0	0	0	1,900,000	100,000	2,650,000	
Totals																																
Revenue Sources				CRF	TIF	Grants / Loans	Other	CRF	TIF	Grants / Loans	Other	CRF	TIF	Grants / Loans	Other	CRF	TIF	Grants / Loans	Other	CRF	TIF	Grants / Loans	Other	CRF	TIF	Grants / Loans	Other	6-Year Ongoing Programs				
Annual Totals by Funding				14,856,000	298,000	5,397,000	820,000	11,411,000	70,000	9,972,000	1,026,000	8,225,000	0	4,463,000	756,000	8,795,000	0	1,650,000	756,000	10,332,000	0	1,800,000	756,000	10,295,000	0	2,500,000	756,000					
Annual Totals by Phase				PE	ROW	CN	PE	ROW	CN	PE	ROW	CN	PE	ROW	CN	PE	ROW	CN	PE	ROW	CN	PE	ROW	CN	PE	ROW	CN					
Annual Totals				2,860,000	1,844,000	16,665,990	2,743,000	1,130,000	17,706,000	330,000	20,000	13,094,000	530,000	20,000	10,651,000	817,000	20,000	12,251,000	580,000	20,000	12,951,000											
Annual Totals				21,369,000				21,576,000				13,444,000				11,701,000				12,888,000				13,551,000								

PE = Preliminary Engineering ROW = Right-of-Way CN = Construction
CRF = County Road Fund TIF = Traffic Impact Fees

ANNUAL CONSTRUCTION PROGRAM FOR 2016

(7) TYPE OF WORK CODES

- | | |
|-------------------------|-----------------------------|
| A. GRADING DRAINAGE | G. TRAFFIC FACILITIES |
| B. BASE TOP COURSE | H. PATHS, TRAILS, BIKEWAYS |
| C. BITUM SURF TREATMENT | I. BRIDGES |
| D. AC/PCC PAVEMENT | J. FERRY FACILITIES |
| E. CRUBS GUTTERS | K. ENVIRONMENTAL MITIGATION |
| F. SIDEWALKS | L. FISH PASSAGE |

COUNTY FORCES COMPUTATION

- | | |
|---|----------|
| (A) TOTAL CONSTRUCTION PROGRAM (Columns 14 + 15 + 16) | \$30,443 |
| (B) COMPUTED COUNTY FORCES LIMIT | \$3,398 |
| (C) TOTAL COUNTY FORCES CONST. PROGRAM (Column 16) | \$294 |

CLARK COUNTY

- | | |
|-------------------------------------|------------|
| Current Population: | 451,008 |
| Date Recommended Program Submitted: | 10/13/2015 |
| Date of Environmental Assessment: | 10/19/2015 |
| Date of Final Adoption: | 11/10/2015 |
| Ordinance/Resolution Number: | TBD |

LINE (C) MUST BE SMALLER THAN LINE (B)

Environmental Assessment: S = Significant I = Insignificant E = Exempt

1	2	3	4	5	6	7	8	9	10	11	12	13	14	15	16	17
Item No.	6YR Rank	Road Log No.	ROAD/PROJECT NAME AND LOCATION (Termini description or MP's; Bridge#)	Project Length (miles)	Func. Class	Work Code(s)	Environ. Assessmt.	Source of Funds (\$1,000's)			Estimated Expenditures (\$1,000's)					Total
								County	Other Funds		PE	ROW	CE	Construction		
									Source (Amount)					Contract	County Forces	
Improvement Projects																
1	A	41471	NE 10th Avenue (NE 154th Street - NE 164th Street) Project #: 370922	0.56	17	ABDEFGHI KL	S	0	PWTF (1,281)		400	881	0	0	0	1,281
2	B	94100	NE 119th Street (NE 72nd Avenue - NE 87th Avenue) Project #: 390722	1.78	17	ABDEFGHK L	S	4,023	TIF (1,100), UAP (462)		0	0	319	5,258	8	5,585
3	C	22753	NE 94th Avenue (NE Padden Parkway - NE 99th Street) Project #: 350822	0.80	16	ABDEFGHK	I	867	TIF (318), STP-TMA (2,700), UAP (512)		0	0	589	3,728	80	4,397
4	D	22460	VAST: Orchards TSO (NE 55th Avenue - NE Ward Road) Project #: 332822	11.75	16	BD	E	1,100	TIF (45), CMAQ (2,451)		0	0	465	3,099	32	3,596
5	E	NA	Miscellaneous Projects (Various Locations) Project #: TBD	NA	NA	ABDEFGHI JKL	E	100	0		0	0	38	47	15	100
6	1	94100	NE 119th Street (NE 50th Avenue - NE 72nd Avenue) Project #: 333122	0.64	17	ABDEFGHK	I	534	STP-TMA (132)		152	514	0	0	0	666
7	2	91110	NE Highway 99 (NE 99th Street - NE 119th Street) Project #: 351022	0.44	14	ABDEFGHK	I	20	TIF (107), STP-TMA (61)		88	100	0	0	0	188
8	3	41150	NE 10th Avenue (NE 149th Street - NE 154th Street) Project #: 323322	0.34	17	ABDEFK	I	20	TIF (20)		40	0	0	0	0	40
9	4	23940	NE 99th Street (NE 94th Avenue - NE 117th Avenue (SR-503)) Project #: 350722	1.10	16	ABDEFGHK	S	200	0		200	0	0	0	0	200
10	5	94300	NE 179th Street (NE Delfel Road - NE 15th Avenue) Project #: 390222	0.50	14	ABDEFG	I	50	Developer (50)		100	0	0	0	0	100
11	6	94100	NE 119th Street (NE 87th Avenue - NE 112th Avenue) Project #: 342422	1.33	17	ABDFEFGH K	I	132	TIF (163)		214	81	0	0	0	295
12	7	43110	NE 15th Avenue (NE 179th Street - NE 10th Avenue) Project #: TBD	0.75	16	ABDEFGH	S	5	0		5	0	0	0	0	5
13	8	94130	NE Salmon Creek Avenue (WSUV Entrance - West of NE 50th Avenue) Project #: 351522	1.03	16	ABFEFGHK	S	5	0		5	0	0	0	0	5

ANNUAL CONSTRUCTION PROGRAM FOR 2016 Continued

1	2	3	4	5	6	7	8	9	10	11	12	13	14	15	16	17	
Item No.	6YR Rank	Road Log No.	ROAD/PROJECT NAME AND LOCATION (Termini description or MP's; Bridge#)	Project Length (miles)	Func. Class	Work Code(s)	Environ. Assessmt.	County	Source of Funds (\$1,000's)		Estimated Expenditures (\$1,000's)					Total	
									Source (Amount)	PE	ROW	CE	Construction				
													Contract	County Forces			
Improvement Projects																	
14	9	91250	NE 72nd Avenue (NE 122nd Street - NE 133rd Street) Project #: TBD	0.70	16	ABDEF	I	30	0		30	0	0	0	0	30	
Total - Improvement Projects								7,086	9,402		1,234	1,576	1,411	12,132	135	16,488	
Carry Over Projects																	
15	CO	21530	NE 47th Avenue/ NE 78th Street (Intersection Improvement) Project #: 323222	0.02	19	ABDEFK	I	100	0		0	0	11	86	3	100	
Total - Carry Over Projects								100	0		0	0	11	86	3	100	
Ongoing Programs																	
16	NA	NA	Advanced Right-Of-Way Program (Various Locations) Project #: 323911	NA	NA	NA	I	10	0		0	10	0	0	0	10	
Total Ongoing Programs - Advanced Right-Of-Way Program								10	0		0	10	0	0	0	10	
17	NA	NA	Bridge Repair/Rehab Improvement Program (Various Locations) Project #: TBD	NA	NA	ABDEFGHK	S	1,902	TIF(226), BRAC(492)		124	0	355	2,121	20	2,620	
									<ul style="list-style-type: none"> • Big Tree Creek Bridge #120 Preventative Maintenance - (NE Lucia Falls Road at S of Sunset Falls) - Project #: 330022 • Brush Prairie Bridge #201 Preventative Maintenance - (NE 156th Street at NE 102nd Avenue) - Project #: 332322 • Fifth Plain Creek Bridge #230 Replacement - (NE 88th Street at E. of NE Ward Road) - Project #: 332422 • Van Atta Bridge #275 Preventative Maintenance - (NE 112th Avenue at N. of NE 156th Street) - Project #: 332522 • Cedar Creek Bridge #65 Replacement - (NE Etna Road at Cedar Creek) - Project #: 380622 								
Total Ongoing Programs - Bridge Repair/Rehab Improvement Program								1,902	718		124	0	355	2,121	20	2,620	
18	NA	NA	Road Preservation Program (Various Locations) Project #: TBD	NA	NA	ABCDGKL	E	6,391	FLAP(600),RAP (156),STP-R(1,060), CAPP(738)		311	26	1,900	6,687	21	8,945	
									<ul style="list-style-type: none"> • Carty Road Reconstruction - (NE 10th Avenue - NW Hillhurst Road) - Project #: 322112 • NE Blair Road - (NE 19th Street - NE Washougal River Road) - Project #: 322212 • NE Sunset Falls Road Pavement Rehabilitation - (Dole Valley Road - Sunset Campground) - Project #: 333312 • 2015 HMA Overlays - (Various locations) - Project #: 342322 • 2016 HMA Overlays - (Various Locations) - Project #: 352522 • NE 299th Street - (NE 82nd Avenue - SR-503) - Project #: TBD • Culverts and Slides - (Various locations) - Project #: TBD 								
Total Ongoing Programs - Road Preservation Program								6,391	2,554		311	26	1,900	6,687	21	8,945	
19	NA	NA	Rural Road Improvement Program (Various locations) Project #: TBD	NA	NA	ABCDEKL	I	498	RAP(206)		403	140	139	22	0	704	
									<ul style="list-style-type: none"> • NE Manley Road - (NE 244th Street - NE 82nd Avenue) - Project #: 322012 • Sara Junction Slope Stabilization - Phase 2 - (NW 41st Street - South of NE 179th Street) - Project #: 333522 • Borin Culvert Replacement - (Borin at Winkler Creek) - Project #: 352412 								

ANNUAL CONSTRUCTION PROGRAM FOR 2016 Continued

1	2	3	4	5	6	7	8	9	10	11	12	13	14	15	16	17	
Item No.	6YR Rank	Road Log No.	ROAD/PROJECT NAME AND LOCATION (Termini description or MP's; Bridge#)	Project Length (miles)	Func. Class	Work Code(s)	Environ. Assessmt.	Source of Funds (\$1,000's)		Estimated Expenditures (\$1,000's)					Total		
								County	Other Funds Source (Amount)	PE	ROW	CE	Construction				
													Contract	County Forces			
Ongoing Programs																	
• Landslide Monitoring - (Various locations) - Project #: 381012																	
Total Ongoing Programs - Rural Road Improvement Program								498	206	403	140	139	22	0	704		
20	NA	NA	Sidewalks and ADA Compliance Program (Various locations) Project #: 300111	NA	NA	ABDEFH	I	3,067	CMAQ(100),Ped/Bike (390),TAP(72),UR-SP(10)	564	683	614	1,766	12		3,639	
<ul style="list-style-type: none"> • ADA Compliance Program - (Various locations) - Project #: 313111 • Salmon Creek Avenue Multi-Use Pathway - (WSUV Entrance - Pleasant Valley Park) - Project #: 333022 • 2015 ADA Ramps - (Various locations) - Project #: 342022 • Highway 99 Pedestrian/Bicycle Improvements - (NE 63rd Street - NE 78th Street) - Project #: 351322 • 2016 ADA Improvements - (Various Locations) - Project #: 351722 • NE 107th Avenue Sidewalk - (NE Covington Road - NE 76th Street) - Project #: 351822 • NE 131st Avenue Sidewalk - (NE Fourth Plain Road - NE 76th Street) - Project #: 351912 • Main Avenue Access Improvements - (Ridgefield City Limits - National Wildlife Refuge) - Project #: 352322 • NE 58th Street Sidewalk - (NE 59th Avenue - NE Andresen Road) - Project #: 352622 • 2017 ADA Improvements - (Various Locations) - Project #: TBD 																	
Total Ongoing Programs - Sidewalks and ADA Compliance Program								3,067	572	564	683	614	1,766	12	3,639		
21	NA	NA	Transportation Safety Improvements Program (Various locations) Project #: 314122	NA	NA	ABDEFG	I	1,775	AID(20),CMAQ (1,104),HSIP-HRRP(675), Partnership(82)	855	0	886	1,815	100		3,656	
<ul style="list-style-type: none"> • TSMO Corridor Improvement- Phase 2 - (Various locations) - Project #: 313722 • NE Salmon Creek Avenue Traffic Signal - (at NE 119th Street) - Project #: 332922 • VAST: Highway 99 Traffic Responsive Incident Management - (NE Ross Road - NE 134th St) - Project #: 340022 • Washougal River and Lockwood Creek Roads Safety Improvements - (Various locations) - Project #: 351622 • 2014 Guardrail and Bridge Rail Retrofit - (Various Locations) - Project #: 352022 • Signal, Timing, Evaluation, Verification, and Enhancement - (Various locations) - Project #: 352122 • 2015 Guardrail and Bridge Rail - (Various Locations) - Project #: 352722 • Hayes Road N&S Safety Improvements - (NW 403rd Street - NE 12th Avenue) - Project #: 352822 • 2016 Guardrail and Bridge Rail - (Various Locations) - Project #: TBD • Working to Refine Intelligent Highway Transportation (WRIGHT) - (NE 20th Avenue - NW 2nd Ave) - Project #: TBD • Adaptive Signal Project - (Various locations) - Project #: TBD 																	
Total Ongoing Programs - Transportation Safety Improvements Program								1,775	1,881	855	0	886	1,815	100	3,656		

ANNUAL CONSTRUCTION PROGRAM FOR 2016 Continued

1	2	3	4	5	6	7	8	9	10	11	12	13	14	15	16	17	
Item No.	6YR Rank	Road Log No.	ROAD/PROJECT NAME AND LOCATION (Termini description or MP's; Bridge#)	Project Length (miles)	Func. Class	Work Code(s)	Environ. Assessmt.	Source of Funds (\$1,000's)			Estimated Expenditures (\$1,000's)					Total	
								County	Other Funds		PE	ROW	CE	Construction			
									Source (Amount)						Contract		County Forces
Ongoing Programs																	
22	NA	NA	Urban Development Road Program (Various Locations) Project #: TBD	NA	NA	ABDEFGHK L	E	1,213	TIF(70), UCP(512)		603	985	37	167	3	1,795	
			<ul style="list-style-type: none"> • NE 47th Avenue - (NE 68th Street - NE 78th Street) - Project #: 313822 • NE 40th Avenue - (NE 63rd Street - Railroad Crossing) - Project #: 323522 • Rye E/W Connector - (NE 40th Avenue - NE 47th Avenue) - Project #: 352222 • NE 99th Street/ SR-503 - (Intersection Improvement) - Project #: 390822 														
Total Ongoing Programs - Urban Development Road Program								1,213	582	603	985	37	167	3	1,795		
Total - Ongoing Programs								14,856	6,513	2,860	1,844	3,931	12,578	156	21,369		
ANNUAL CONSTRUCTION PROGRAM TOTALS								22,042	15,915	4,094	3,420	5,353	24,796	294	37,957		
MAINTENANCE								14,216									14,216
SPECIAL MAINTENANCE								NA									NA
											CONSTRUCTION AND MAINTENANCE TOTAL					52,173	

2016 Major Road Equipment Purchase and Repairs

item	Description	Obj. Code	Repl. QTY	Cost Per Unit	Purchase Cost	645	646	Fund	
	2016 Equipment Replacement								Scheduled Replacements
1	Plow, Light duty	646	1	10,000	10,000		10,000	Rds	A30-131 (trk T10-327)
2	Sander/Tailgate	646	1	7,500	7,500		7,500	Rds	A43-0156 (trk T10-327)
3	Street Sweepers	646	2	244,000	488,000		488,000	Rds	H45-406, 407
4	Backhoe/Front end Loader	646	2	160,000	320,000		320,000	Rds	H20-460, H35-458
5	Two Ton Roller	646	1	60,000	60,000		60,000	Rds	H51-930
6	Chipper	646	1	55,000	55,000		55,000	Rds	H80-817
7	Hot Box Patcher	646	1	100,000	100,000		100,000	Rds	H92-808
8	Hydro Seeder	646	1	5,000	5,000		5,000	Rds	H97-0002
9	Trailer, 2 axle, Corrections	646	2	8,000	16,000		16,000	Corr	L10-853, 892 (Rebuild)
10	Mower, Riding	646	1	24,000	24,000		24,000	Rds	M20-073
11	Mower, Gang	646	2	65,000	130,000		130,000	Parks	M30-0053, 62
12	Pickup/ 1/2 ton 4X4	645	2	25,000	50,000	50,000		Fire	P11-261, 228
13	Pickup/ 3/4 ton 2X4	645	2	32,000	64,000	64,000		Rds/Parks	P20-255, 1052
14	Sedan/ Midsize, Sheriff	645	3	35,000	105,000	105,000		Sher	S00-973, 976, 977
15	Sedan/ Midsize, Other	645	1	26,000	26,000	26,000		Juv	S03-599
16	SUV/ Fullsize/Sheriff	645	4	50,000	200,000	200,000		Sher	S19-929, 952, 966, 990
17	Sedan/ Sheriff Patrol	645	8	50,000	400,000	400,000		Sher	S25-605, S26-638, 689, S28-608, 611, 612, 642, 658
18	Sedan/ Sheriff Patrol (cont)	645	0	0				Sher	
19	SUV/ Midsize 4X4	645	3	25,000	75,000	75,000		Devl/Bld	S31-623, 660, 1031
20	1 Ton Dump	646	4	45,000	180,000		180,000	Pks/Rd/Veg	T10-299, 324, 327, T90-392
21	Van/ Fullsize /Cargo	645	2	30,000	60,000	60,000		Phys	V20-747, 776
22	Repower HCM Boat	646	1	30,000	30,000		30,000	Sher	W10-1000
23	Button Applicator	646	1	28,000	28,000		28,000	Rds	H96-434
24									
25									
26									
27									
28									
29									
30									
31									
32									
33									
34									
35									
36									
	SubTotal					980,000	1,443,500		
	2016 Replacement Costs		46		2,423,500				

REASONABLY FUNDED PROJECTS

"Reasonably Funded" projects are defined based on ordinance 2007-09-12, adopted September 25, 2007 by the Board of Commissioners:

"Any improvements being implemented as part of the county's transportation improvement program that are reasonably funded and scheduled for completion of construction within six (6) years of the final date for a decision upon the development application."

These projects include the following:

<u>Improvement Projects</u>	<u>TIP Priority</u>
• NE 119 th Street (NE 72 nd Avenue to NE 87 th Avenue)	B
• NE 94 th Avenue (NE Padden to NE 99 th Street)	C
• VAST: Orchards TSO (NE 55 th Avenue to NE Ward Road)	D
• NE 47 th Avenue / NE 78 th Street Intersection	CO
• NE 99 th Street / SR-503 Intersection (Urban Ongoing Program)	NA

TSO = Traffic Signal Optimization

CLARK COUNTY, WASHINGTON

NOTICE OF PUBLIC HEARING


ADOPTION OF THE 2016-2021 TRANSPORTATION IMPROVEMENT PROGRAM,
AND THE 2016 ANNUAL CONSTRUCTION PROGRAM

NOTICE IS HEREBY GIVEN that Clark County Board of Councilors will hold a public hearing, in accordance with RCW 36.81.121 pertaining to adoption of the Transportation Improvement Program for 2016-2021 and the 2016 Annual Construction Program. The hearing will be located in the Councilors' Hearing Room, Sixth Floor of the Public Service Center, located at 1300 Franklin Street, Vancouver, Washington, at 10:00 A.M. on Tuesday, November 10, 2015, or as soon thereafter as the matter may be heard.

Anyone wishing to give testimony in regard to this matter should appear at the time and place stated above.

Questions for the transportation program may be directed to Susan Wilson, Programming Manager, at 360.397.6118 extension 4330 or by appointment at 1300 Franklin Street in downtown Vancouver, or in writing to P.O. Box 9810, Vancouver, WA 98666-9810.

ATTEST:


Clerk to the Board


BOARD OF COUNTY COUNCILORS
FOR CLARK COUNTY, WASHINGTON


DAVID MADORE, Chair

APPROVED AS TO FORM ONLY:

ANTHONY F. GOLIK
Prosecuting Attorney

TOM MIELKE, Councilor

BY: 
CHRIS HORNE, Chief Civil
Deputy Prosecuting Attorney

JEANNE E. STEWART, Councilor

PLEASE PUBLISH: October 21, 2015

**2016 – 2021 Transportation
Improvement Program (TIP) &
2016 Annual Construction (ACP)
Program**

HEARING #2 OF 2

**Board of County Councilors
Public Hearing
November 10, 2015, 10:00 A.M.**

Agenda

- Purpose/Legalities
- TIP Priority Construction Schedule
- TIP Ongoing Programs
- Adoption

Purpose/Legalities

- All capital road projects must be in the ACP and the TIP.
- County Engineer will “*develop and apply*” priority programming – WAC 136-14. Effective and defensible prioritization process.
- Board adopts before budget - Board may later amend TIP.
- TIP follows adopted policies and Comprehensive Plan via the Capital Facilities Plan.

Legal Responsibility: To provide safe roads and mobility to the citizens of Clark County in accordance with RCW 36.81.121 and WAC 136.16.010.

2016-2021 Project Construction Schedule

2015	2016	2017	2018	2019-21	Post 2021
<u>Big Tree, Brush Prairie, Fifth Plain Creek, Van Atta Bridges (\$4.4M)</u>	<u>NE 94th Avenue (\$8.8M)</u> Padded Parkway to NE 99th St.	<u>NE 10th Avenue (\$22.7M)</u> NE 154th St. to NE 164th St.		<u>NE 10th Avenue (\$10.2M)</u> NE 149th St. to NE 154th St.	
<u>NE 47th Avenue (\$7.8M)</u> NE 78th Street Intersection (\$3.24M) NE 68th St. to NE 78th St. (\$4.6M)	<u>NE 99th Street / SR-503 Intersection (\$3.8M)</u>		<u>NE 119th Street (\$10.6M)</u> NE 87th Av. to NE 112th Av.	<u>Highway 99 (\$10M)</u> NE 99th St. to NE 107th St.	<u>NE 99th Street (\$10.5M)</u> NE 94th Av. to SR-503 (may be built in 2 phases)
<u>Orchards Traffic Signal Optimization (\$4.9M)</u> NE 55th Av. to NE Ward Rd.		<u>NE 119th Street (\$7.9M)</u> NE 50th Av. to NE 72nd Av.	<u>NE 179th Street/I-5 Interchange Area (County roads) (\$30M+)</u> Build in multiple phases		
<u>NE 119th Street (\$23.6M)</u> NE 72nd Av. to NE 87th Av.		<u>NE Manley Road (\$4M)</u> (NE 244th St. to NE 82nd Av.)		<u>NE 40th Avenue (\$2.5M)</u> (Minnchaha to Railroad Crossing)	<u>NE 72nd Avenue (\$30M)</u> NE 122nd St. to 219th St. (built in phases)
<u>Hazel Dell Avenue, NW 68th Street, & Salmon Creek Avenue Sidewalks (\$1.6M)</u>	<u>NE 107th Avenue, NE 131st Avenue, & NE 58th Street Sidewalks (\$2M)</u>		<u>Flatwood, Knapps Station, Lehto, Little Washougal River, Matney, and Rock Bridge Maintenance (\$2.7M)</u> - Build if grants awarded	<u>NE 299th Street Improvements-2R (\$1.2M) - Build if grants awarded</u>	<u>Salmon Creek Interchange Project, Phase 2 (\$35M)</u>
<u>Sunset Falls Reconstruction (\$3.1M)</u> (Dole Valley to Sunset Park)	<u>Cedar Creek Bridge (\$3M)</u> NE Etna Rd. at Cedar Creek <u>Brush Prairie Bridge (\$0.6M)</u>	<u>NE Blair Improvements (\$2M)</u> (NE 19th St. to NE Washougal River Rd.)		<u>Rye E/W Connector (\$2.6M)</u> NE 40th Av. to NE 47th Av.	
<u>ITS/Efficiency (\$1.8M)</u> STEVE, Hwy 99 Responsive Incident Management	<u>NW Carty Road Reconstruction (\$2.7M)</u> (NE 10th Av. to NW Hillhurst Rd)	<u>Traffic Signal Intelligent Transportation Systems (ITS)/ Efficiency Project: Working to Refine IntelliGent Highway Transportation (WRIGHT) NE 20th Av. to NW 2nd Av. Adaptive Technology and ITS on all major n/s & e/w corridors</u>			
<u>Ongoing Program – Various Sidewalk/Walkway, ADA Ramps, Projects (\$0.7M to \$2M+/ year)</u>					
<u>Ongoing Program– Various Road Preservation (\$7M to 8M / year) and Culvert/Slide replacements/Repairs and Rural Road Projects (\$0.5 to \$3M+/ year)</u>					
<u>Ongoing Program – Various Safety projects to replace/upgrade signs, striping, intersections, guardrail, traffic signals. (\$1M to \$3M+/year)</u>					

Tan/Orange = Projects currently under construction, completed or close to completion

Blue= Tier 1- Projects Under Construction by 2017 and/or state/fed funding partnerships attached Green = Next Tier- Projects in the CFP, next in priority per evaluation system

2016-2021 TIP Ongoing Programs

- ▣ Advanced Right-of-Way Purchases
- ▣ Bridge Repair/Rehab Improvements
- ▣ Road Preservation
- ▣ Rural Road Improvements
- ▣ Sidewalks and ADA Compliance
- ▣ Transportation Safety Improvements
- ▣ Urban Development Roads

2016-2021 TIP and 2016 ACP Adoption via Resolutions:

Staff Recommends the adoption of :

- the 2016 Annual Construction Program (ACP) via **resolution #2015-11-02**, and
- the 2016-2021 Transportation Improvement Program (TIP) via **resolution # 2015-11-03**.

**BOARD OF COUNTY COUNCILORS'
HEARING PACKET**

Hearing Item: Consideration and adoption of the 2016-2021 Six-Year
Transportation Improvement Program and the 2016
Annual Construction Program

Date: Tuesday, November 10, 2015

Time: 10:00 A.M.

CONTENTS:

1. Staff Report
2. Resolution: 2016-2021 Transportation Improvement Program
3. Resolution: 2016 Annual Construction Program
4. 2016-2021 Transportation Improvement Program
5. 2016 Annual Construction Program
6. 2016/2017 Major Road Equipment Purchases and Repairs
7. 2016 TIP Reasonably Funded Project list
8. Notice of Public Hearing

PW15-088