

CLARK COUNTY LAW ENFORCEMENT CENTER

Master Plan Options | August 2016



TABLE OF CONTENTS

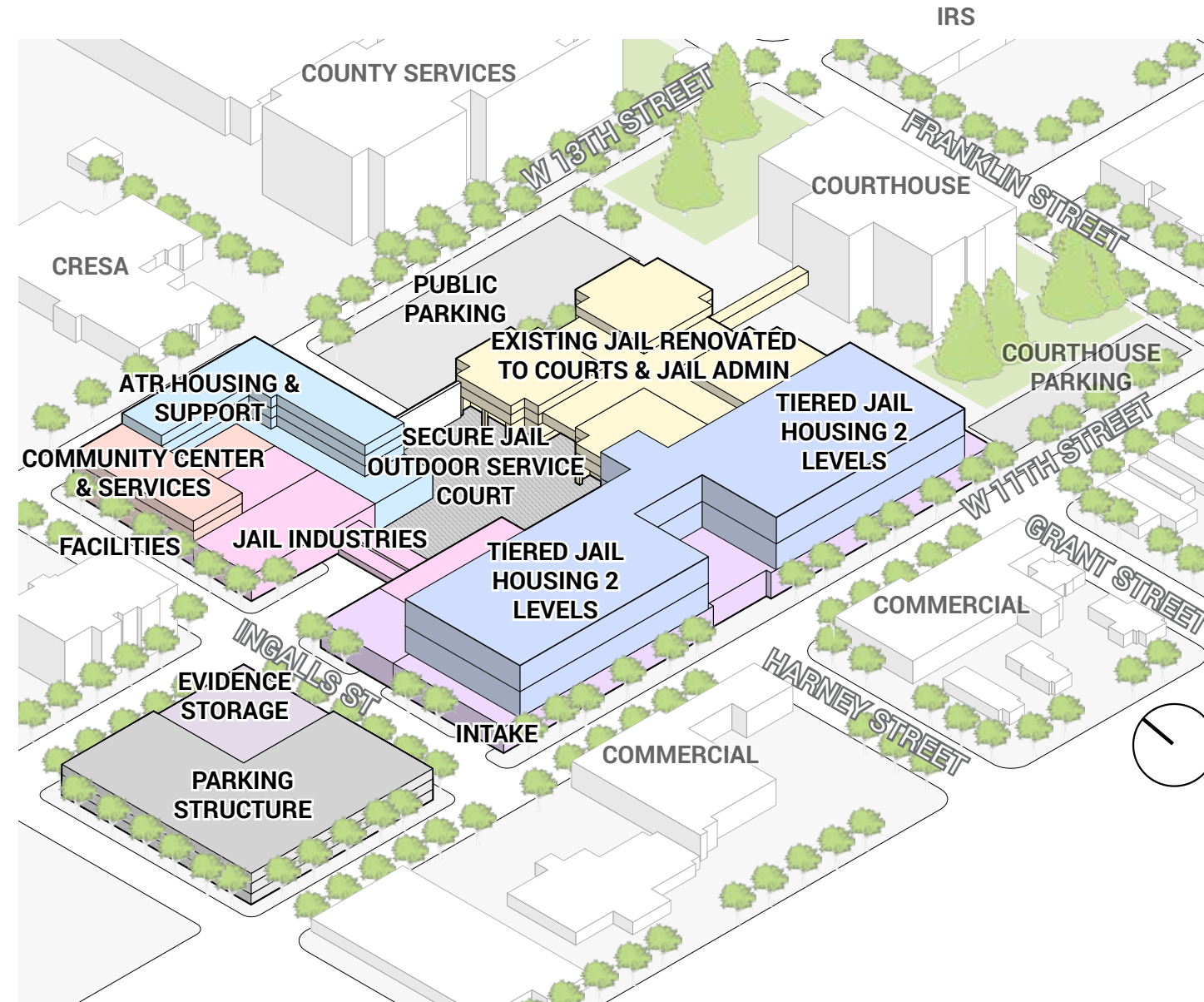
Master Plan.....	03
Best Practices.....	04
Program.....	05
Existing Site.....	08
Master Plan Study 1.....	10
Master Plan Study 2.....	17
Preferred Master Plan.....	24
PMP Phase 1 Option 1.....	34
PMP Phase 1 Option 2.....	42



MASTER PLAN

Site Master Planning

Using the data and recommendations included in the Existing Facility Assessment and the Clark County Law Enforcement Center Program Requirement (The Problem) document, the DLR Group site master plan design team evaluated a number of renovation and expansion strategies for the existing Law Enforcement Center site. The team worked with Clark County Sheriff's Office staff to evaluate conformance of strategies with operational and program requirements. The team also considered urban and site design principles for building massing, vehicular and pedestrian access, parking, connection to the existing Clark County Courthouse, and appropriate response to land use code requirements. The site development strategy that resulted in the Preferred Master Plan which is documented in this report provides the best response to the operational and program requirements while maximizing the potential "highest and best use" of the existing facility and maximizing the potential of the available expansion sites adjacent to the existing facility.



PREFERRED MASTER PLAN ▲

Facility Bed Count:	692
ATR Bed Count:	288
Total Bed Count:	980



BEST PRACTICES

National Best Practices: The 21st Century Jail

National best practices for jails is an ever evolving subject directed at improving the situation for inmates, their families, staff, and the community. The major focus is to safely house inmates while providing support to encourage them to become productive members of society upon release. This focus will increase community safety and reduce recidivism.

Jails are often hindered in fulfilling this goal due to minimally adequate staffing, short inmate stays, inadequate space, and, by becoming the main community resource for those who are mentally ill and significantly acting out. This trend has and will continue to require more staff training, improved inmate spaces, an increased number of staff, and significant community resource coordination to ready these inmates for release and success in the community.

National Best Practice trends include:

- ❖ Direct Supervision
- ❖ Natural Daylight
- ❖ Normative/less institutional colors and furniture
- ❖ PREA compliance
- ❖ Suicide mitigation (physical plant)
- ❖ Suicide mitigation (programs and services)
- ❖ Smaller housing pods
- ❖ Mixed personal visitation modes (non-contact, video, phone)
- ❖ Mixed professional visitation modes (non-contact, video, phone)
- ❖ Appropriate number of single cells (at least 10%)
- ❖ Appropriate number of cells for classification and peaking
- ❖ Intake services include medical and mental health screenings

- ❖ Assessment process for appropriate classification
- ❖ Special needs offender management other than solitary confinement
- ❖ Officer training program – appropriate hours off post.
- ❖ Outcome accountability
- ❖ Program availability and meaningfulness
- ❖ Reentry programs - Meaningful community services connections developed during reentry programming
- ❖ Leveraging technology appropriately
- ❖ Best Practice Based Operational policies and metrics
- ❖ Triage of low level offenders who are mentally ill and/or chemically dependent to appropriate care facilities.



Jail Bed Projections

Methodology – Jail Bed Need by the Year 2036

Offender Population:

Method I – Average Daily Jail Population (ADP) – incremental basis

Based on the past 20 years of jail population history the jail has averaged daily population yearly increase of 15 offenders

Method II – ADP – percentage basis

For the past 20 years, the jail has averaged a yearly increase in population of 3%

Method III – County Population

The County population is expected to grow 1.1% between 2016 and 2035 (for our purposes this has been extended to 2036).

Bed need:

A fully functional jail requires a number of empty beds in order to operate safely and efficiently. These empty beds allow the jail to manage how the population is classified, allows for facility maintenance, and provides a way to manage high intake events. Bed need is calculated based on the anticipated ADP plus a factor (20%) for peak days, maintenance, and classification. The design/estimating range indicates a range within 10% of the bed need to allow for efficiency in design and housing pod parity.

PROGRAM

Calculation Method	Offender Population	Bed Need	Design/Estimating Range
Method I	1,050	1,260	1,197 – 1,323
Method II	1,367	1,640	1,558 – 1,722
Method III	924	1,109	1,054 – 1,165



PROGRAM

Space Needs Assessment - Space List

The following three charts summarize the space needs analysis created as part of the Master Planning process.

The fourth chart summarizes the existing square footage of the Law Enforcement Center and the Jail Work Center.

Unit	Square Footage	
	DGSF	GSF
SHERIFF ADMINISTRATION		
SHERIFF'S ADMINISTRATION	2,697	3,237
INTERNAL AFFAIRS	822	987
FINANCE	1,272	1,526
HUMAN RESOURCES	4,109	4,931
TRAINING/MEETING	5,200	6,240
SATELLITE EVIDENCE	540	648
RECEPTION UNIT: SHERIFF	2,304	2,765
SHERIFF ADMINISTRATION Subtotal	16,945	20,333
RECORDS		
CIVIL	1,210	1,452
WARRANTS	1,469	1,763
JAIL RECORDS	2,041	2,449
CRIMINAL RECORDS	2,911	3,493
PUBLIC DISCLOSURE	2,349	2,819
IDENTIFICATION	446	535
RECORDS SUPPORT	3,780	4,536
RECORDS Subtotal	14,205	17,046
JAIL ADMINISTRATION		
JAIL ADMINISTRATION	4,303	5,164
RECEPTION UNIT: JAIL	1,412	1,695
INFORMATION SYSTEMS	1,560	1,872
BUILDING SUPPORT	7,776	9,331
JAIL ADMINISTRATION Subtotal	15,051	18,062
HQ		
CAMPUS UNIT	394	473
SEX OFFENDERS	1,139	1,367
HQ Subtotal	1,534	1,840
JAIL OPERATIONS		
CERT	1,634	1,960
CONTROL	1,080	1,296
JAIL OPERATIONS Subtotal	2,714	3,256

Unit	Square Footage	
	DGSF	GSF
JAIL OPERATIONS SUPPORT		
TRANSPORT	2,336	2,803
VIDEO COURT	3,011	3,613
LOGISTICS	2,400	2,880
JAIL OPERATIONS SUPPORT Subtotal	7,746	9,295
DISTRICT COURT PROBATIONS SERVICES		
DISTRICT COURT PROBATIONS SERVICES	12,641	15,170
DISTRICT COURT PROBATIONS SERVICES Subtotal	12,641	15,170
HEALTH SERVICES		
MEDICAL CLINIC	6,959	8,351
MEDICAL HOUSING	2,082	2,498
HEALTH SERVICES Subtotal	9,041	10,849
INTAKE & RELEASE		
PRE-INTAKE	7,520	9,399
INTAKE	8,207	10,259
RELEASE	1,924	2,405
INTAKE & RELEASE Subtotal	17,650	22,063
INMATE HOUSING		
ASSESSMENT HOUSING	8,565	10,706
ASSESSMENT HOUSING SUPPORT	6,480	8,100
7-8-9 HOUSING	28,763	35,953
7-8-9 HOUSING SUPPORT	4,469	5,586
4-5-6 HOUSING - DOUBLES	26,999	33,749
4-5-6 HOUSING - QUADS	19,551	24,439
4-5-6 HOUSING SUPPORT	13,838	17,297
INMATE HOUSING Subtotal	108,664	135,829



PROGRAM

Unit	Square Footage	
	DGSF	GSF
RE-ENTRY		
MAIN JAIL RE-ENTRY	4,451	5,341
ATR RE-ENTRY	3,584	4,301
RE-ENTRY Subtotal	8,035	9,642
ATR (Replaces JWC)		
WDOC	486	583
ADULT TRANSITION & REENTRY HOUSING	36,243	43,492
ADULT TRANSITION & REENTRY SUPPORT	5,535	6,642
ATR Subtotal	42,264	50,717
COMMUNITY		
COMMUNITY CENTER	9,167	11,001
SHELTER HOUSING	3,760	4,512
TRANSITION HOUSING	10,438	12,526
COMMUNITY Subtotal	23,366	28,039
JAIL INDUSTRIES		
WAREHOUSE	8,766	10,519
LAUNDRY	3,259	3,911
FOOD SERVICE	6,305	7,565
JAIL INDUSTRIES Subtotal	18,329	21,995
FACILITIES		
FACILITIES	2,022	2,427
FACILITIES Subtotal	2,022	2,427
COURT		
COURT SUITE (summary only)	8,000	10,000
COURT Subtotal	8,000	10,000
TOTAL		366,564

SF/Inmate 461

Bed Count

4-5-6 Housing (medium)	336
7-8-9 Housing (maximum)	120
Assessment Housing (intake)	40
Medical Housing	12
JWC Housing (work release)	288
Total Bed Count	796
Shelter Housing	16
Transition Housing	16

Existing Facilities Square Footages (Jail & JWC Only)

Department	GSF
Sheriff's Administration	4,898
Records	13,536
Jail Administration	9,721
HQ	-
Jail Operations	6,274
Jail Operations Support	796
District Court Probation Services	6,760
Health Services	4,056
Intake & Release	11,365
Inmate Housing	61,788
Re-Entry	-
JWC & Re-entry	30,544
Community	-
Jail Industries	20,447
Other (Facilities, Building Systems)	11,095
Court Suite	-
Total	181,280



SITE LOCATION



Clark County Law Enforcement Center



 DLR Group

August 2016

EXISTING SITE



Clark County Law Enforcement Center



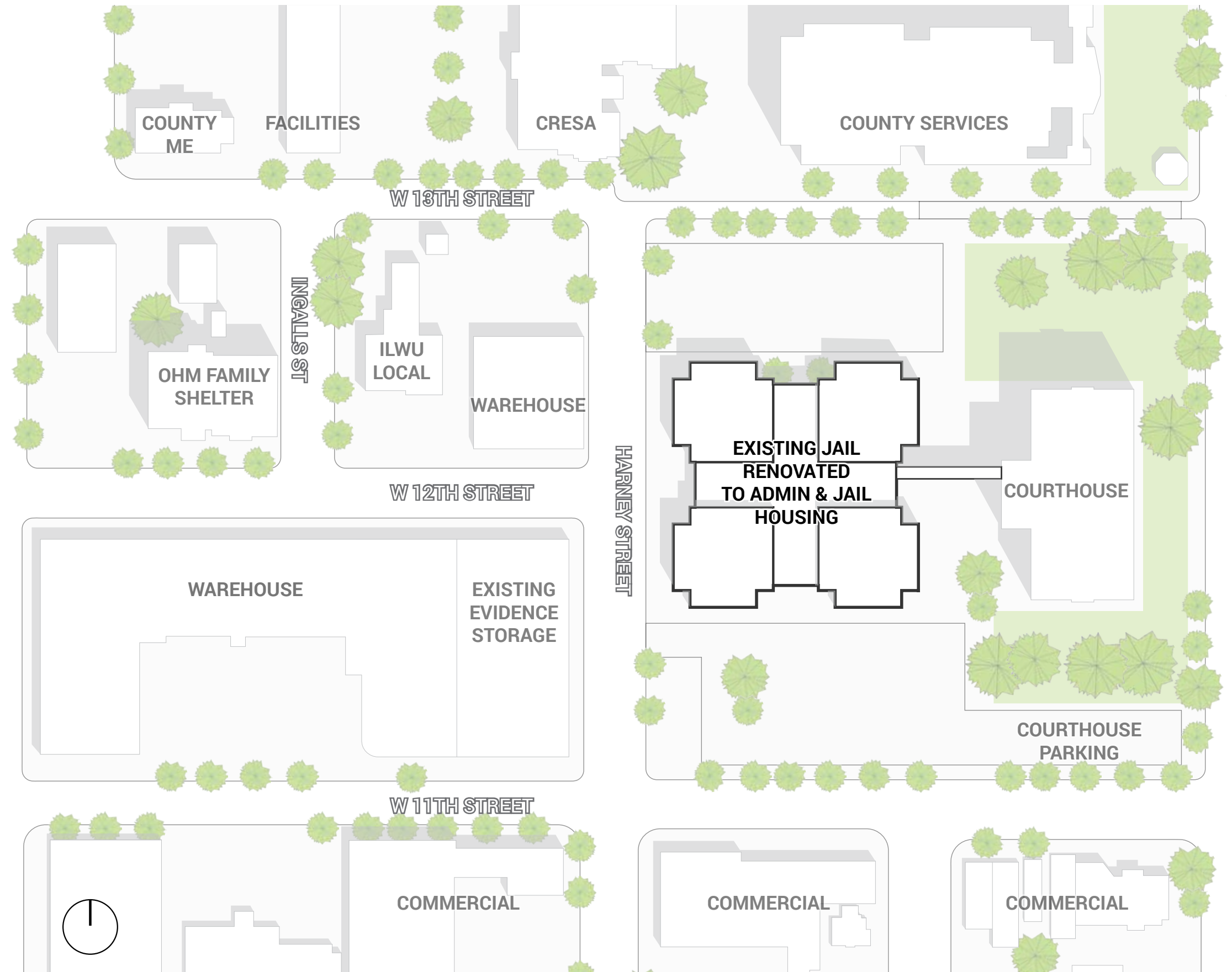
DLR Group

August 2016

MASTER PLAN STUDY 1

“RENOVATE EXISTING BUILDING”

SITE PLAN



MASTER PLAN STUDY 1

“RENOVATE EXISTING BUILDING”

3D VIEW

❖ Facility Bed Count:	234
❖ Existing Jail Work Center:	200
❖ Total Bed Count:	434



Clark County Law Enforcement Center



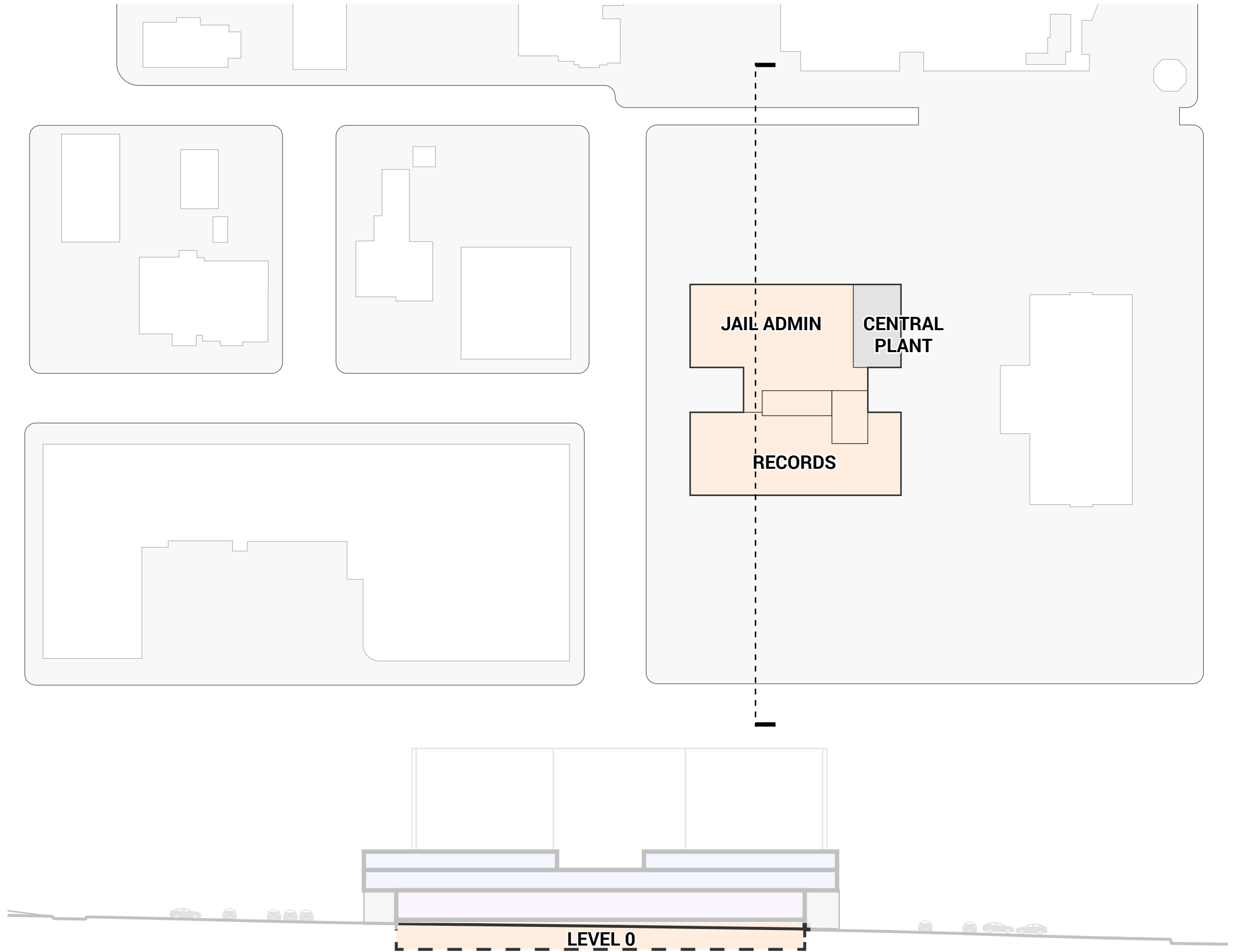
DLR Group

August 2016

MASTER PLAN STUDY 1

“RENOVATE EXISTING BUILDING”

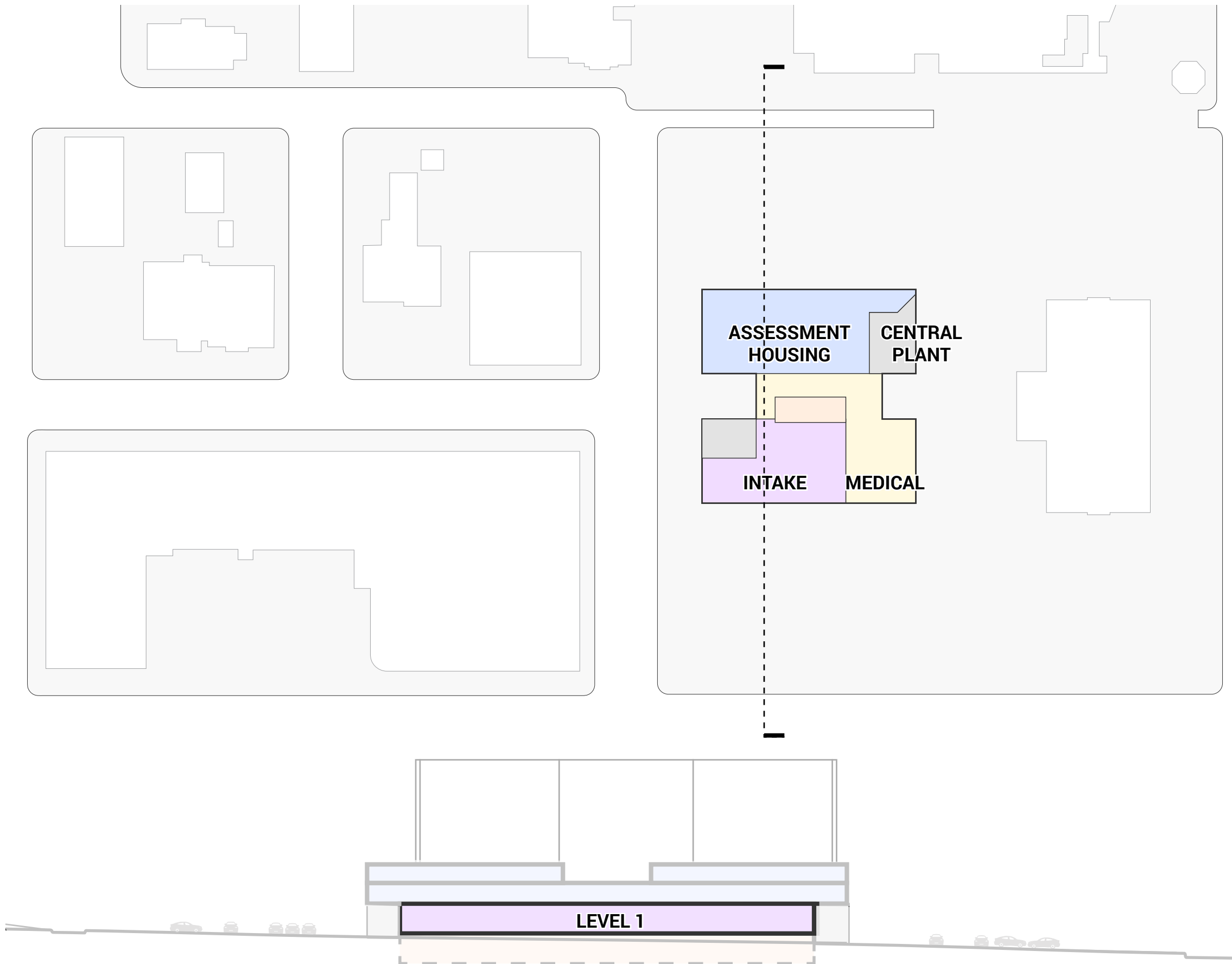
LEVEL 0



MASTER PLAN STUDY 1

“RENOVATE EXISTING BUILDING”

LEVEL 1



Clark County Law Enforcement Center



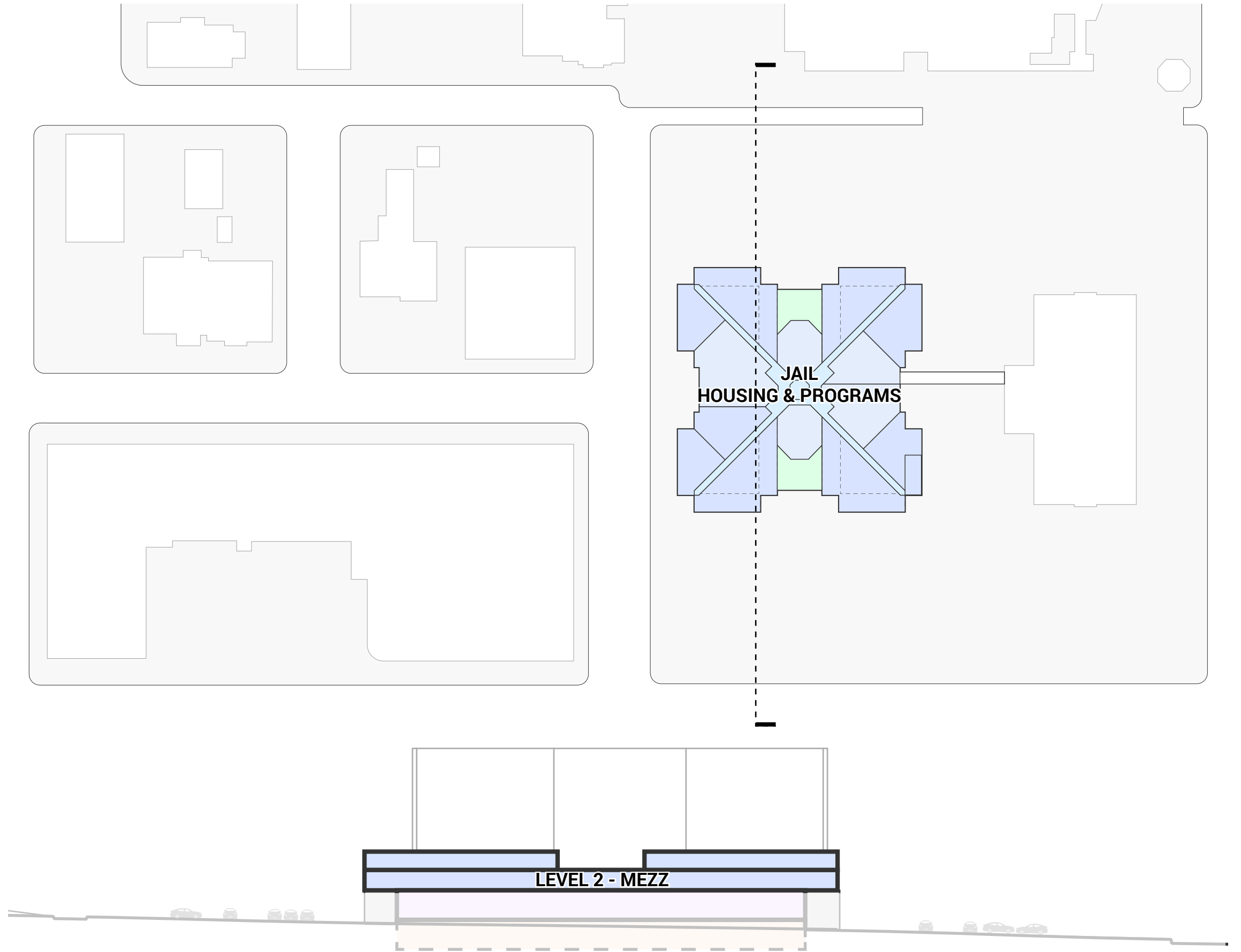
DLR Group

August 2016

MASTER PLAN STUDY 1

“RENOVATE EXISTING BUILDING”

LEVEL 2



MASTER PLAN STUDY 1

“RENOVATE EXISTING BUILDING”

PROGRAM	GROSS SQ FEET	STUDY 1
Sheriff Admin	20,333	-20,333
Records	17,046	PROGRAM MET
Jail Admin	18,062	PROGRAM MET
HQ	1,840	PROGRAM MET
Jail Operations	3,256	PROGRAM MET
Jail Operations Support	9,295	PROGRAM MET
DCPS	15,170	-15,170
Health Services	10,849	PROGRAM MET
Intake & Release	22,063	-13,780
Inmate Housing	135,829	-85,027
Re-Entry	9,642	-5,283
ATR	50,717	-50,717
Community	28,039	-28,039
Jail Industries	21,995	-21,995
Facilities	2,427	PROGRAM MET
Court	10,000	-10,000
TOTAL	376,564	-250,345

Meeting the Need

2022 bed need 952

This Study 434

Difference -518

This study meets **46%** of the jail bed need the year the facility opens.

Making Sense of the Numbers

The space list (summary to the left) called for 796 beds as the basis of design. This was to be fiscally responsible and replace the existing beds in-kind but built to current national best practices.

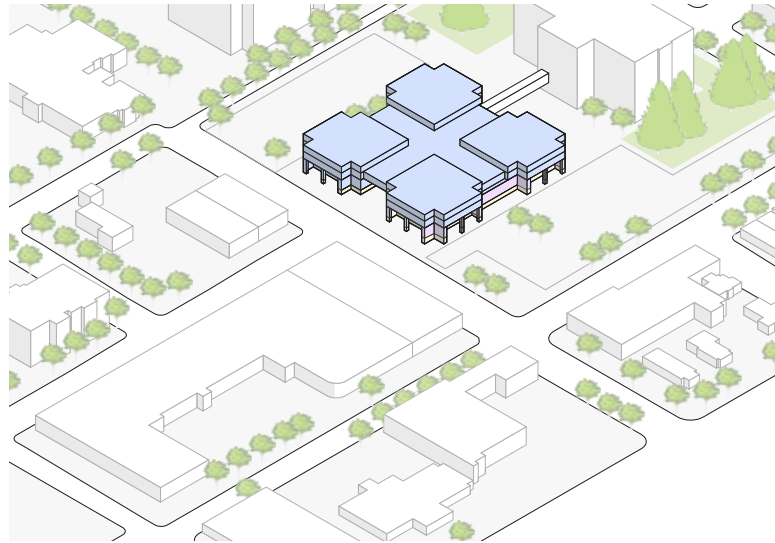
The ‘Meeting the Need’ (above) bed numbers reflect the projected bed need for the year 2022.

Jail Bed Count	182
Jail Work Center (JWC) Bed Count	200
Assessment & Medical Bed Count	52
TOTAL BED COUNT	434
Delta From Program Bed Count 796	-362



MASTER PLAN STUDY 1

“RENOVATE EXISTING BUILDING”



- ❖ Facility Bed Count: 234
- ❖ Existing Jail Work Center: 200
- ❖ Total Bed Count: 434

- ❖ Project Cost Range:
 - » \$63 - \$67 Million
- ❖ Bed Rental Cost:
 - » \$24 Million

Pros

- ❖ Interior Renovation of existing Housing Units to support Current Operational Model means upgraded housing units will be safer and will support operational best practices.
- ❖ Interior renovation of Administrative spaces and interior mechanical, electrical, and plumbing systems will remedy existing building deficiencies.
- ❖ Because full program requirements are not being met by project scope, this is the least cost Master Plan approach.

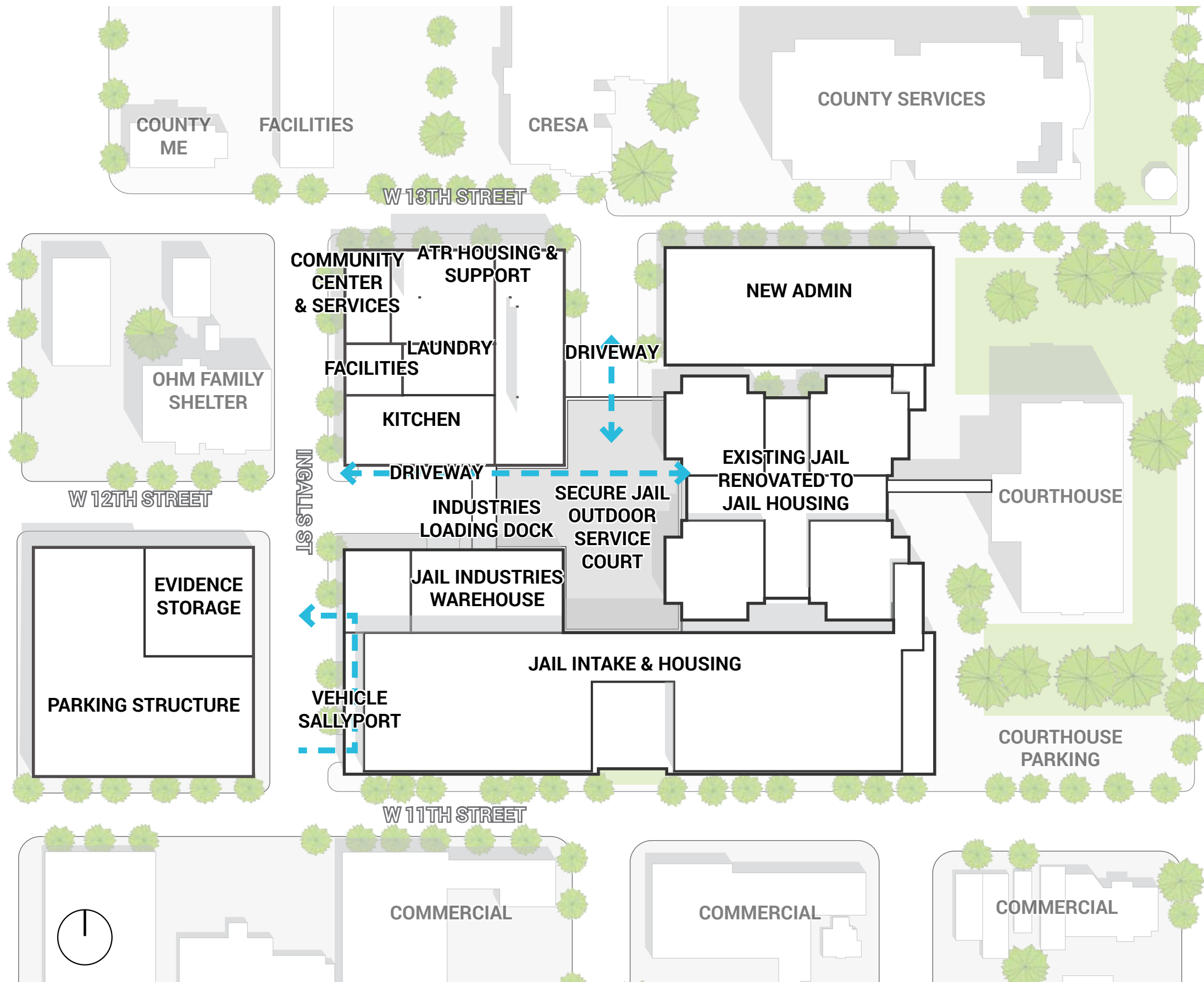
Cons

- ❖ Does not provide adequate space for LEC program requirements.
 - o Jail bed count well below program requirements
 - o Intake & release space inadequate for efficient operations
 - o Administrative space requirements not met
- ❖ Existing building geometry forces inefficient operational layout
- ❖ Administrative spaces located below jail housing units create substandard working conditions and challenging maintenance issues.
- ❖ JWC functions will not be relocated to LEC campus—operationally inefficient and not freeing up prime development land on the river.



MASTER PLAN STUDY 2

“RENOVATE EXISTING TO JAIL
HOUSING, NEW CONSTRUCTION
TO MEET PROGRAM”



Clark County Law Enforcement Center



DLR Group

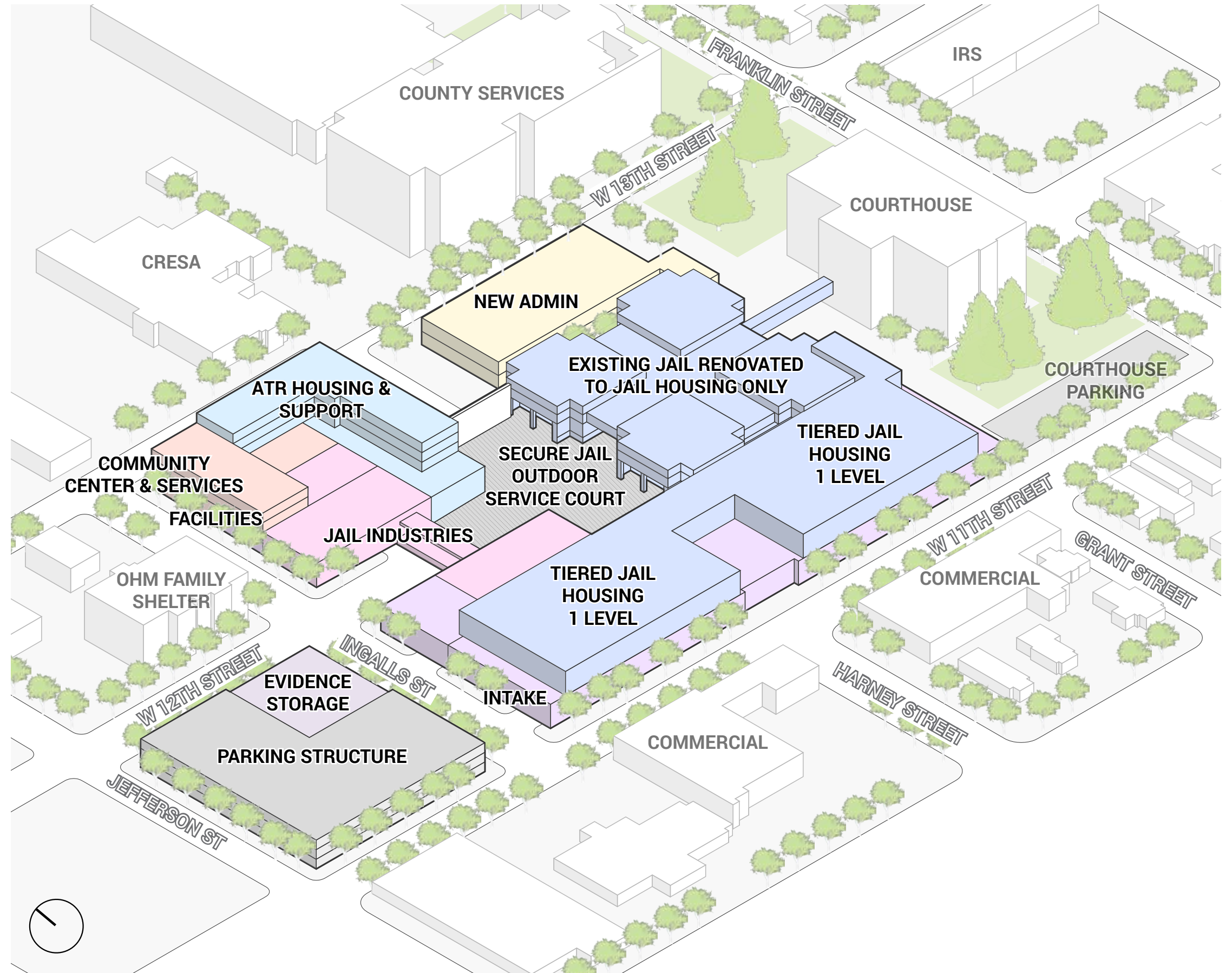
August 2016

MASTER PLAN STUDY 2

“RENOVATE EXISTING TO JAIL HOUSING, NEW CONSTRUCTION TO MEET PROGRAM”

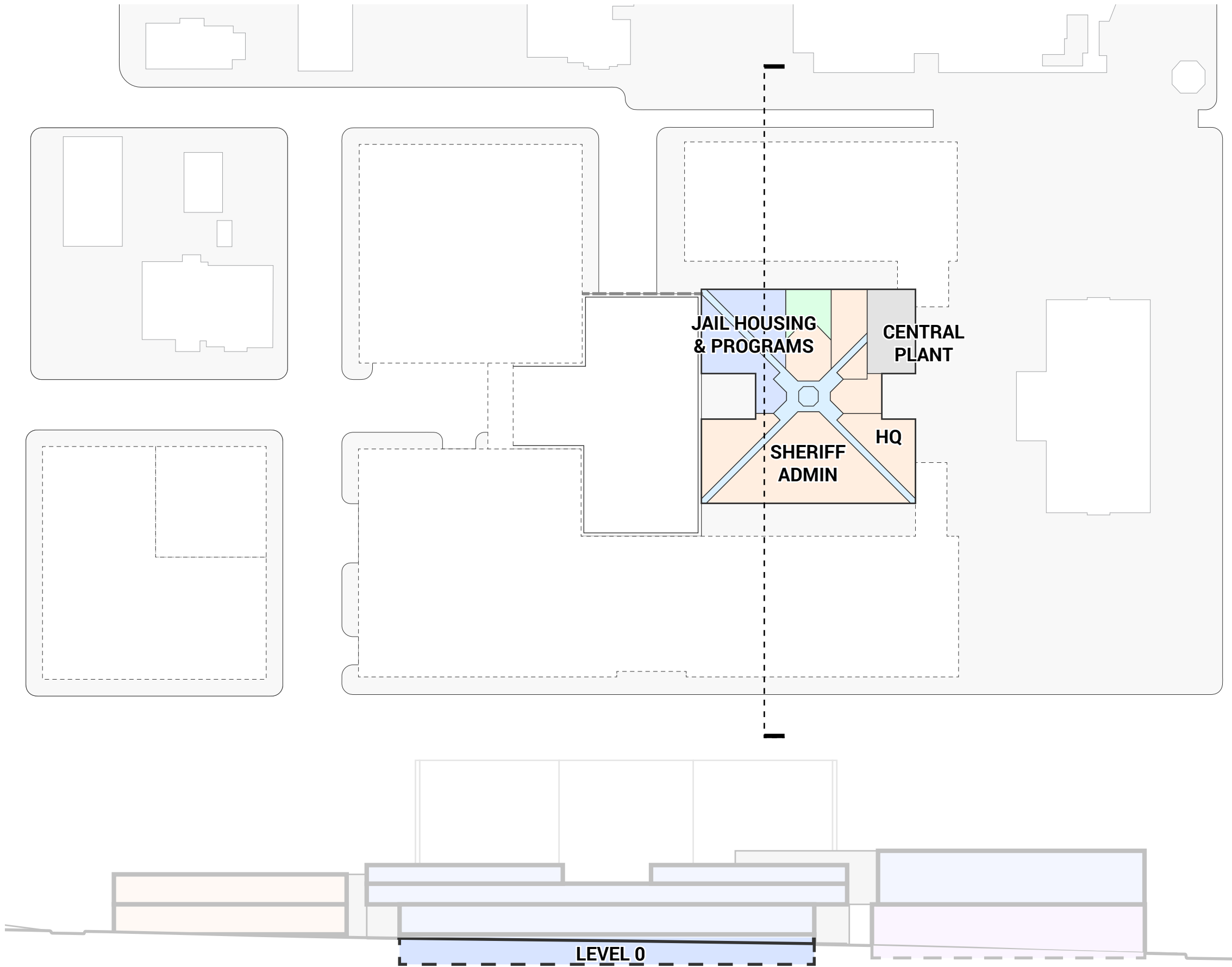
3D VIEW

- ❖ Facility Bed Count: 609
- ❖ ATR Bed Count: 288
- ❖ Total Bed Count: 897



MASTER PLAN STUDY 2

“RENOVATE EXISTING TO JAIL
HOUSING, NEW CONSTRUCTION
TO MEET PROGRAM”



Clark County Law Enforcement Center



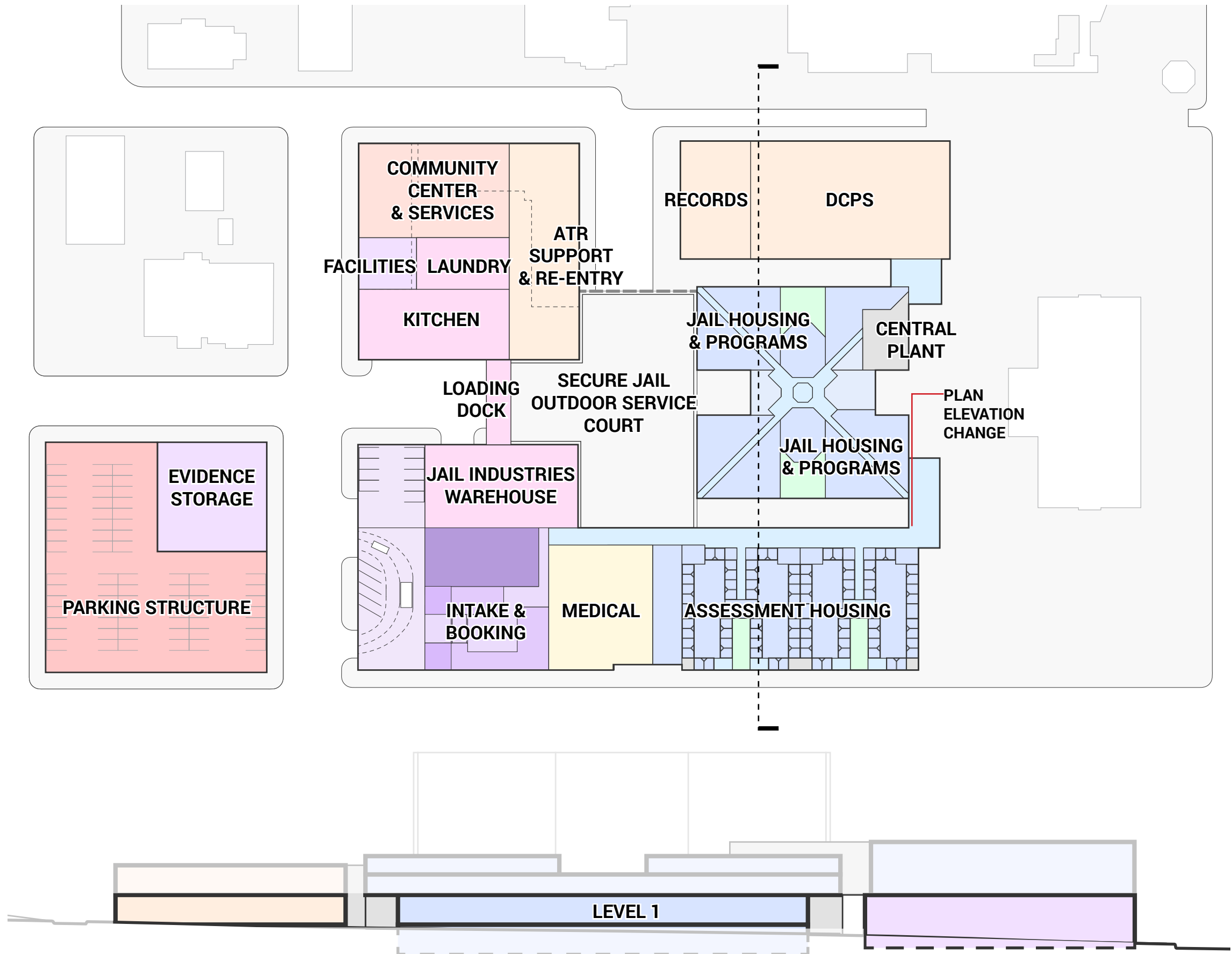
DLR Group

August 2016

MASTER PLAN STUDY 2

“RENOVATE EXISTING TO JAIL
HOUSING, NEW CONSTRUCTION
TO MEET PROGRAM”

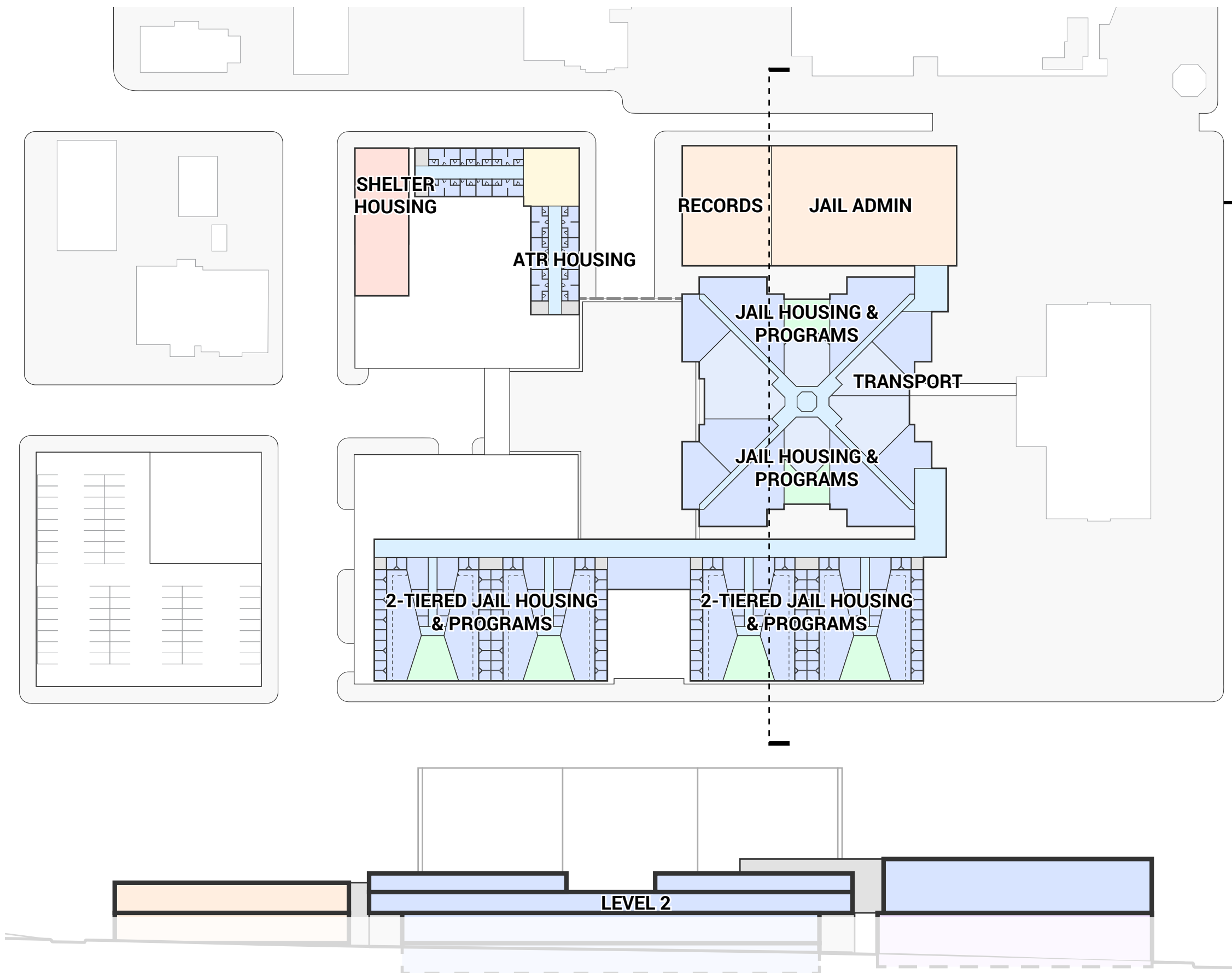
LEVEL 1



MASTER PLAN STUDY 2

“RENOVATE EXISTING TO JAIL
HOUSING, NEW CONSTRUCTION
TO MEET PROGRAM”

LEVEL 2



Clark County Law Enforcement Center



DLR Group

August 2016

MASTER PLAN STUDY 2

“RENOVATE EXISTING TO JAIL HOUSING, NEW CONSTRUCTION TO MEET PROGRAM”

Meeting the Need

2022 bed need	952
This Study	897
Difference	-55

This study meets **94%** of the jail bed need the year the facility opens.

Making Sense of the Numbers

The space list (summary to the right) called for 796 beds as the basis of design. This was to be fiscally responsible and replace the existing beds in-kind but built to current national best practices.

The ‘Meeting the Need’ (above) bed numbers reflect the projected bed need for the year 2022.

PROGRAM	GROSS SQ FEET	STUDY 2
Sheriff Admin	20,333	PROGRAM MET
Records	17,046	PROGRAM MET
Jail Admin	18,062	PROGRAM MET
HQ	1,840	PROGRAM MET
Jail Operations	3,256	PROGRAM MET
Jail Operations Support	9,295	PROGRAM MET
DCPS	15,170	PROGRAM MET
Health Services	10,849	PROGRAM MET
Intake & Release	22,063	PROGRAM MET
Inmate Housing	135,829	PROGRAM MET
Re-Entry	9,642	PROGRAM MET
ATR	50,717	PROGRAM MET
Community	28,039	PROGRAM MET
Jail Industries	21,995	PROGRAM MET
Facilities	2,427	PROGRAM MET
Court	0	-10,000
TOTAL	366,564	-10,000

Jail Bed Count	517
ATR Bed Count	288
Assessment & Medical Bed Count	92
TOTAL BED COUNT	897
Delta From Program Bed Count 796	+101



Pros

- ❖ Interior renovation of existing housing units and new housing units will support current operational model. Housing units will be safer and will support operational best practices.
- ❖ Interior renovation of existing building mechanical, electrical, and plumbing systems will remedy existing building deficiencies.
- ❖ New administration space separate from the jail housing functions will be efficient and right sized for the administrative program requirements.
- ❖ Master plan meets most program requirements including jail bed count, all jail operations, consolidation of community based corrections, and relocation of JWC functions to LEC campus.
- ❖ Secure LEC outdoor service court provides loading/unloading, emergency evacuation, and secure transfer between intake and ATR.

Cons

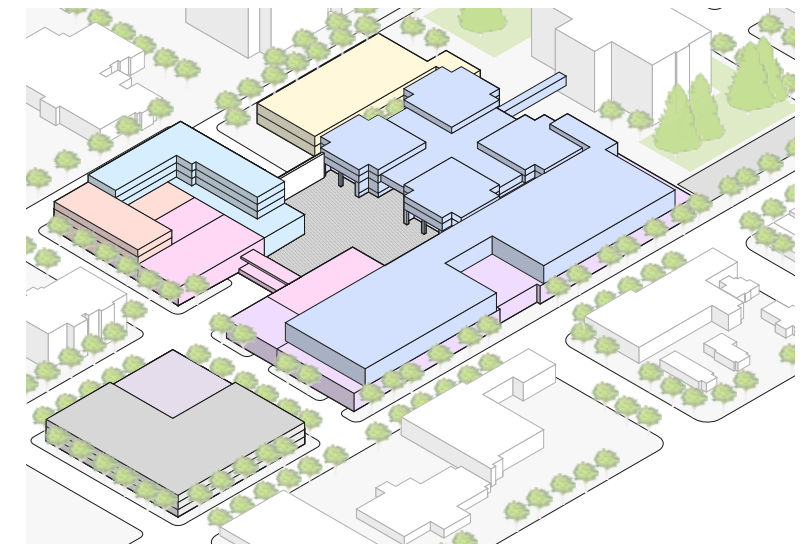
- ❖ Renovated existing building for jail housing along with new construction jail housing results in multiple housing unit layouts and circulation inefficiencies.
 - ❖ adds operational complexity and risk
 - ❖ creates significantly higher staffing requirements
- ❖ Existing building geometry forces inefficient jail housing operational layout
- ❖ Locating administrative functions in new construction north of the existing building displaces valuable parking.

- ❖ Jail industries on-site and connected to functions served.
- ❖ Community service program area provides spaces and programs needed to support transient populations.
- ❖ Secure LEC parking addresses staff safety issues.
- ❖ Allows for future expansion of jail housing.

- ❖ Not able to add court functions to existing building if it is developed for jail housing functions.
- ❖ Level 0 is unusable for housing. Administrative functions located on level 0 are compromised by having jail housing above and by circulation and access inefficiencies.

MASTER PLAN STUDY 2

“RENOVATE EXISTING TO JAIL HOUSING, NEW CONSTRUCTION TO MEET PROGRAM”



- ❖ Facility Bed Count: 609
- ❖ ATR Bed Count: 288
- ❖ Total Bed Count: 897
- ❖ Project Cost Range: » \$253 - \$268 Million

Clark County Law Enforcement Center



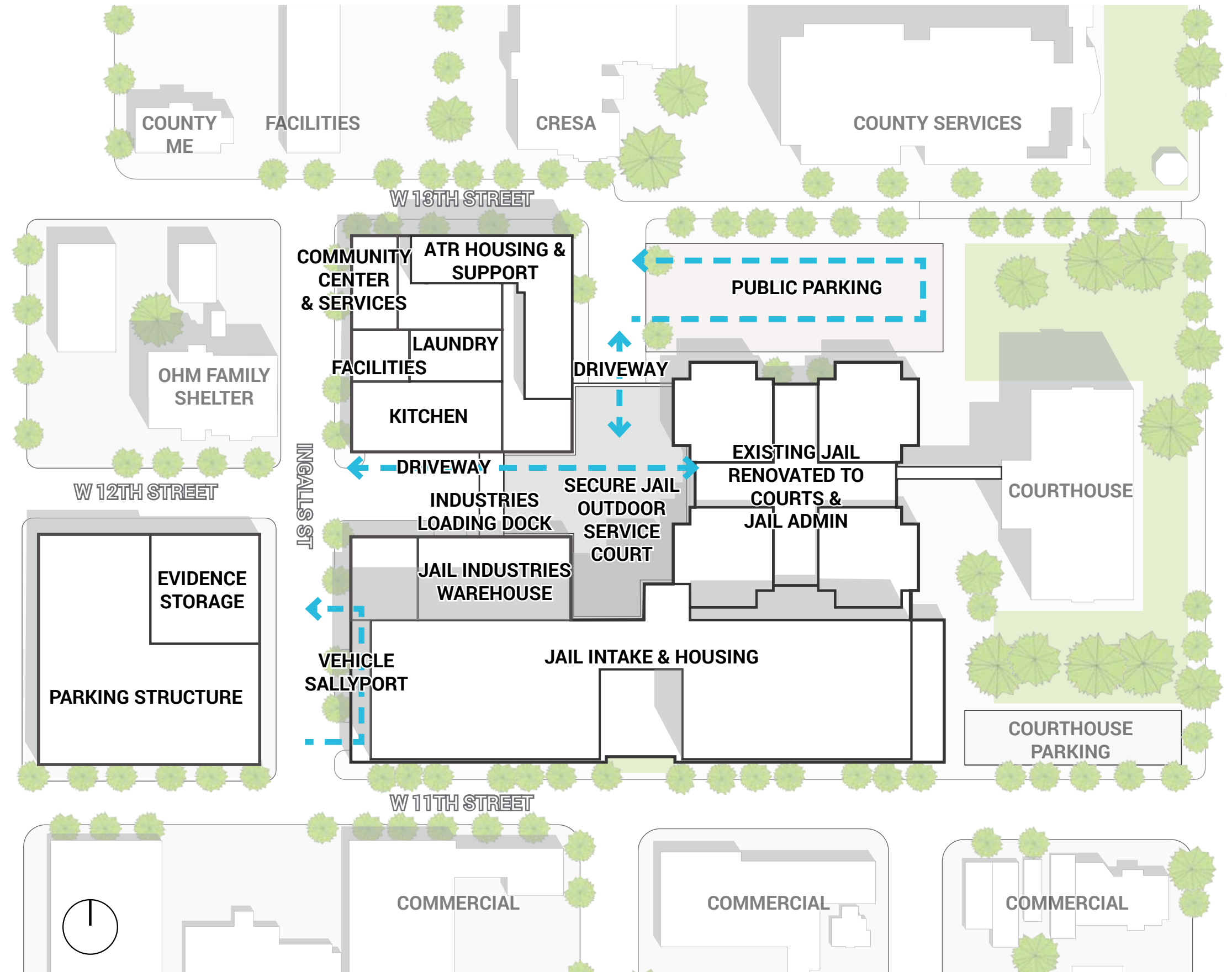
DLR Group

August 2016

PREFERRED MASTER PLAN

"RENOVATE EXISTING TO ADMIN"

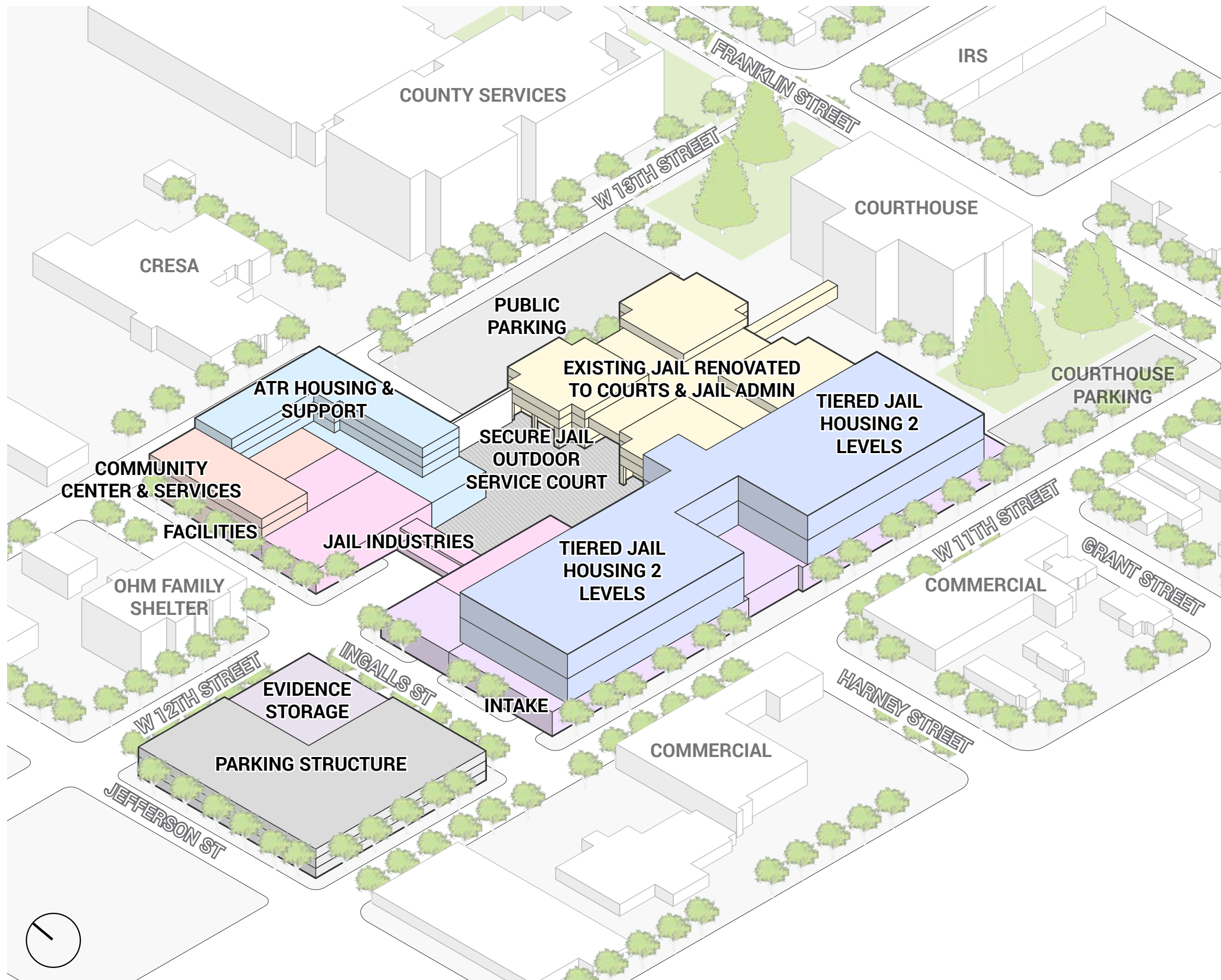
SITE PLAN



PREFERRED MASTER PLAN

“RENOVATE EXISTING TO ADMIN”

3D VIEW



❖ Facility Bed Count:	740
❖ ATR Bed Count:	288
❖ Total Bed Count:	1,028

Clark County Law Enforcement Center



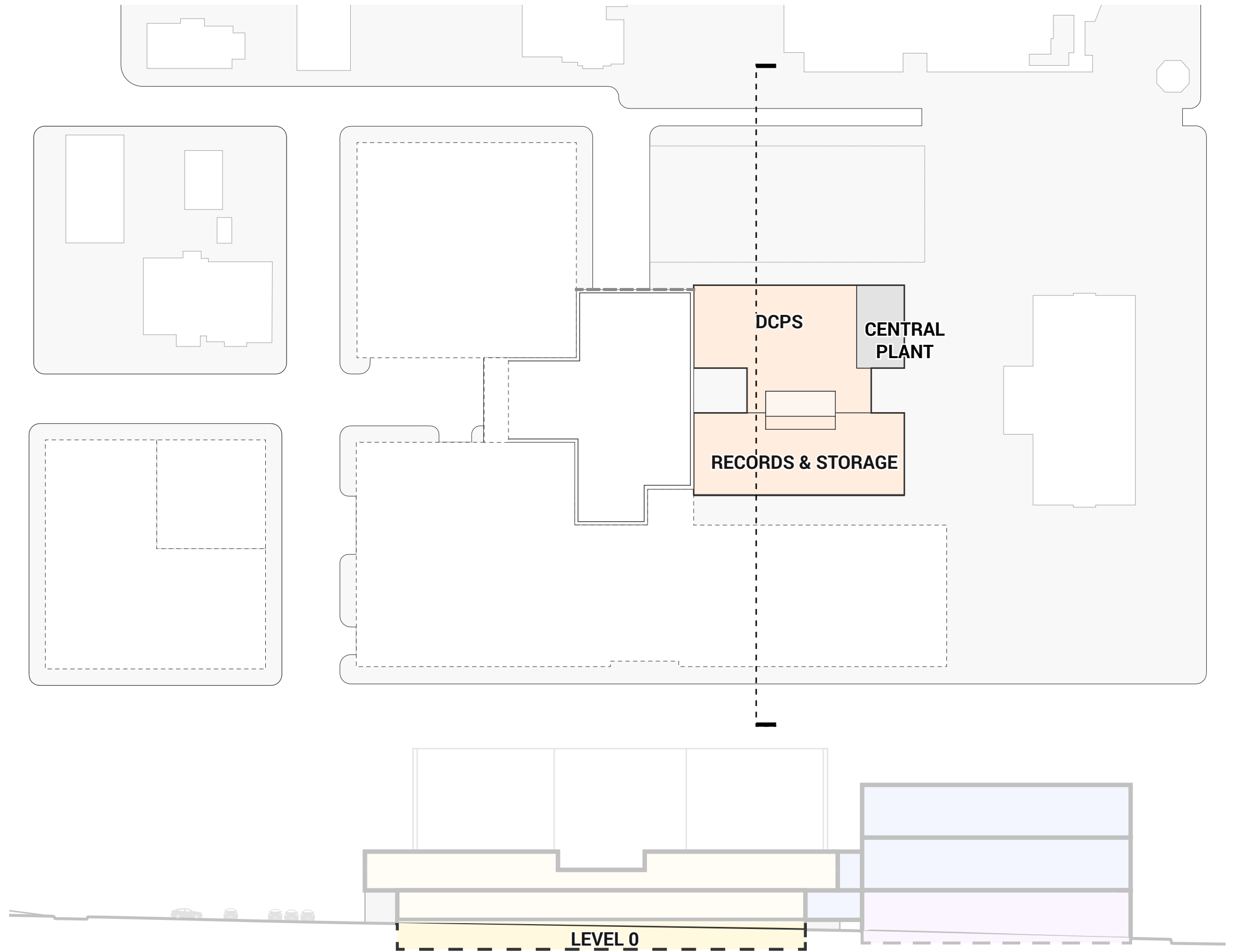
 DLR Group

August 2016

PREFERRED MASTER PLAN

"RENOVATE EXISTING TO ADMIN"

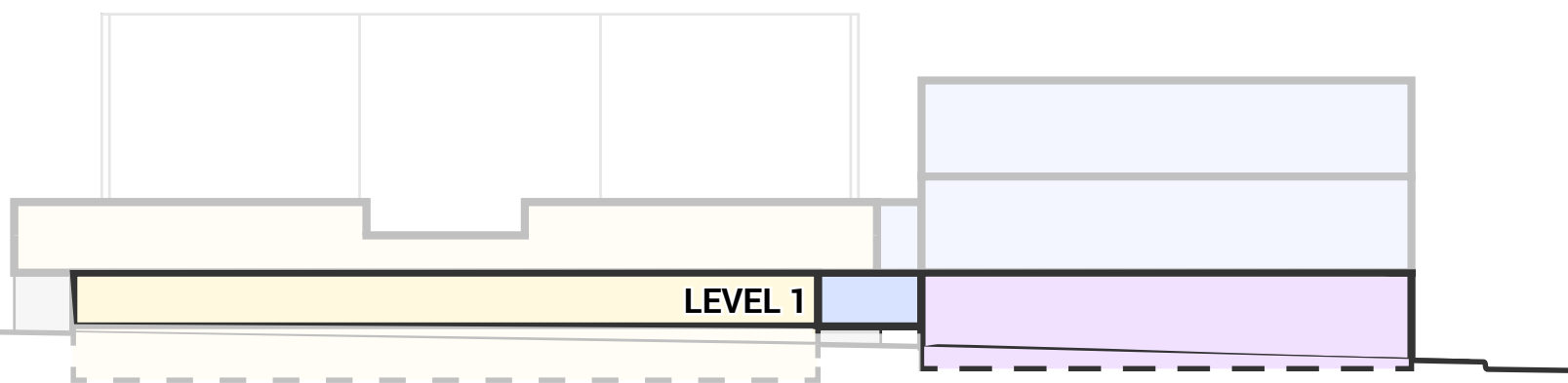
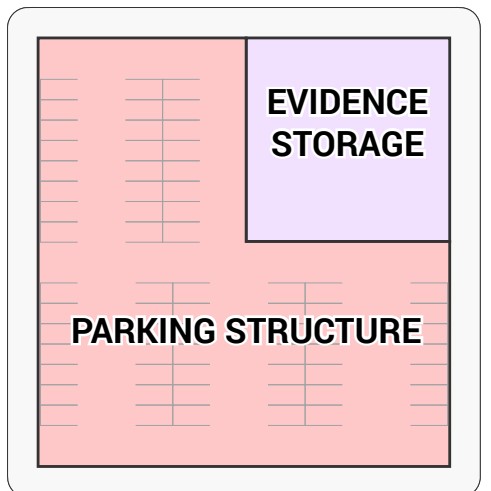
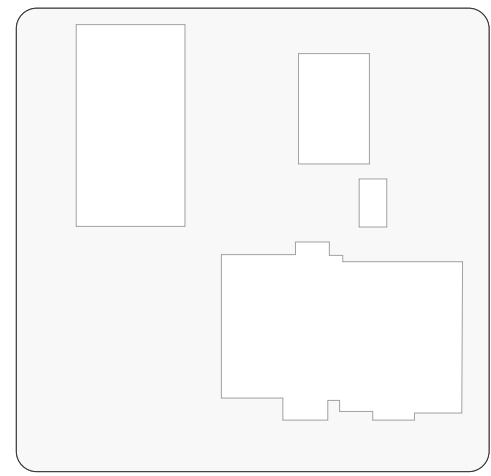
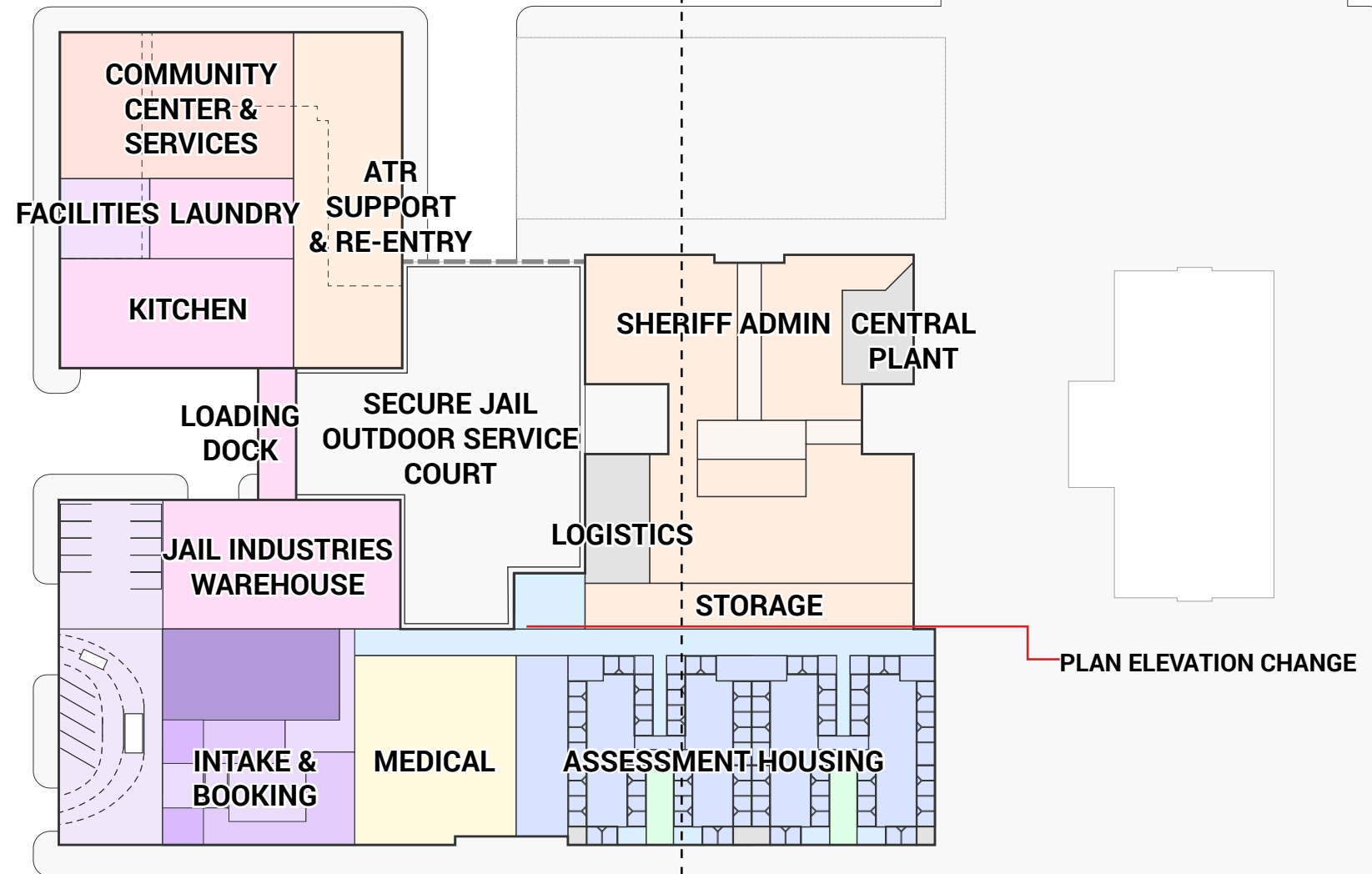
LEVEL 0



PREFERRED MASTER PLAN

“RENOVATE EXISTING TO ADMIN”

LEVEL 1



Clark County Law Enforcement Center



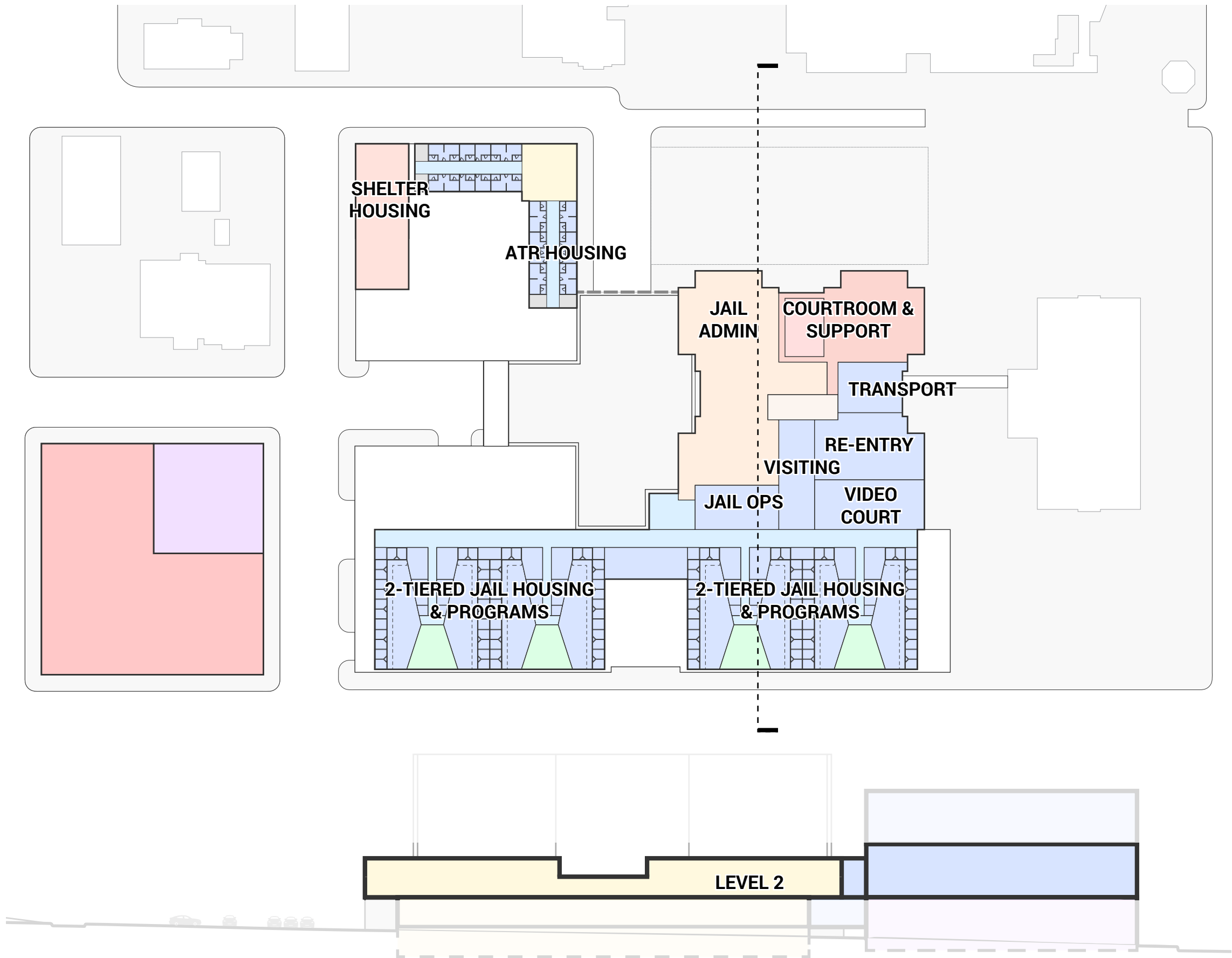
DLR Group

August 2016

PREFERRED MASTER PLAN

"RENOVATE EXISTING TO ADMIN"

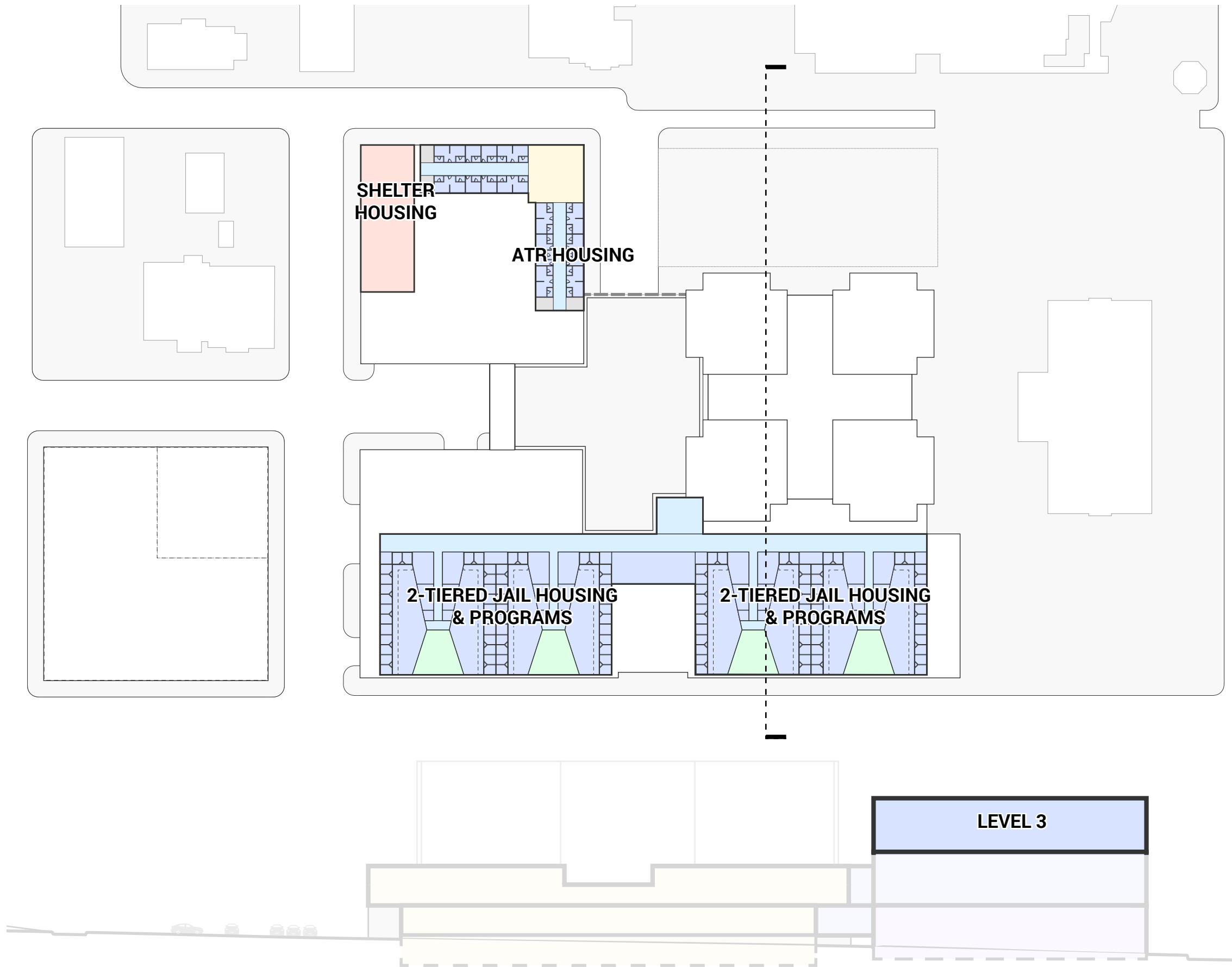
LEVEL 2



PREFERRED MASTER PLAN

“RENOVATE EXISTING TO ADMIN”

LEVEL 3



Clark County Law Enforcement Center



DLR Group

August 2016

PREFERRED MASTER PLAN

“RENOVATE EXISTING TO ADMIN”

Meeting the Need

2022 bed need 952

This Study 1,028

Difference +76

This study meets **108%** of the jail bed need the year the facility opens.

Making Sense of the Numbers

The space list (summary to the right) called for 796 beds as the basis of design. This was to be fiscally responsible and replace the existing beds in-kind but built to current national best practices.

The ‘Meeting the Need” (above) bed numbers reflect the projected bed need for the year 2022.

PROGRAM	GROSS SQ FEET	PREFERRED MASTER PLAN
Sheriff Admin	20,333	PROGRAM MET
Records	17,046	PROGRAM MET
Jail Admin	18,062	PROGRAM MET
HQ	1,840	PROGRAM MET
Jail Operations	3,256	PROGRAM MET
Jail Operations Support	9,295	PROGRAM MET
DCPS	15,170	PROGRAM MET
Health Services	10,849	PROGRAM MET
Intake & Release	22,063	PROGRAM MET
Inmate Housing	135,829	PROGRAM MET
Re-Entry	9,642	PROGRAM MET
ATR	50,717	PROGRAM MET
Community	28,039	PROGRAM MET
Jail Industries	21,995	PROGRAM MET
Facilities	2,427	PROGRAM MET
Court	10,000	PROGRAM MET
TOTAL	376,564	PROGRAM MET

Jail Bed Count	648
ATR Bed Count	288
Assessment & Medical Bed Count	92
TOTAL BED COUNT	1,028
Delta From Program Bed Count 796	+232



Pros

- ❖ New housing units will support current operational model. Housing units will be safer and will support operational best practices.
- ❖ Interior renovation of existing building mechanical, electrical, and plumbing systems will remedy existing building deficiencies.
- ❖ Renovating the existing building for administrative space separate from the jail housing functions will be efficient and right sized for the administrative program requirements.
- ❖ Master plan meets or exceeds program requirements including jail bed count, all jail operations, consolidation of community based corrections, relocation of JWC functions to LEC campus, and expanded court functions.
- ❖ Secure LEC outdoor service court provides loading/unloading, emergency evacuation, and secure transfer between intake and ATR.

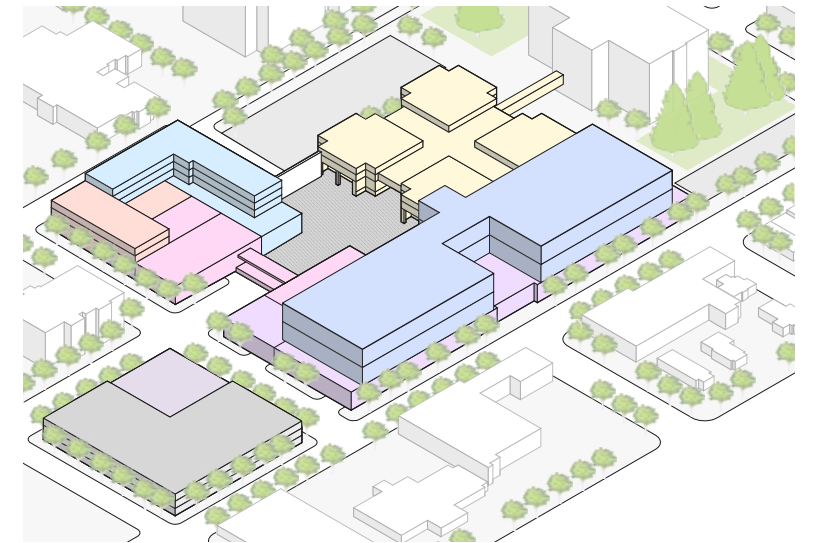
- ❖ Jail industries on-site and connected to functions served.
- ❖ Community service program area provides spaces and programs needed to support transient populations.
- ❖ Secure LEC parking addresses staff safety issues.
- ❖ Preserves valuable public parking north of the existing LEC.
- ❖ Allows for future expansion jail housing.
- ❖ Most efficient use of site and existing building for program functions.
- ❖ Least impact to construction and occupation phasing.

Cons

- ❖ Public perception that repurposing the existing jail to administrative functions is not taking advantage of existing “security” construction types.

PREFERRED MASTER PLAN

“RENOVATE EXISTING TO ADMIN”



- ❖ Facility Bed Count: 740
- ❖ ATR Bed Count: 288
- ❖ Total Bed Count: 1,028
- ❖ Project Cost Range:
» \$268 - \$284 Million

Clark County Law Enforcement Center



 DLR Group

August 2016

CONCEPTUAL RENDERING OF PREFERRED MASTER PLAN



VIEW FROM CORNER OF W 11TH ST AND FRANKLIN ST LOOKING NORTHWEST

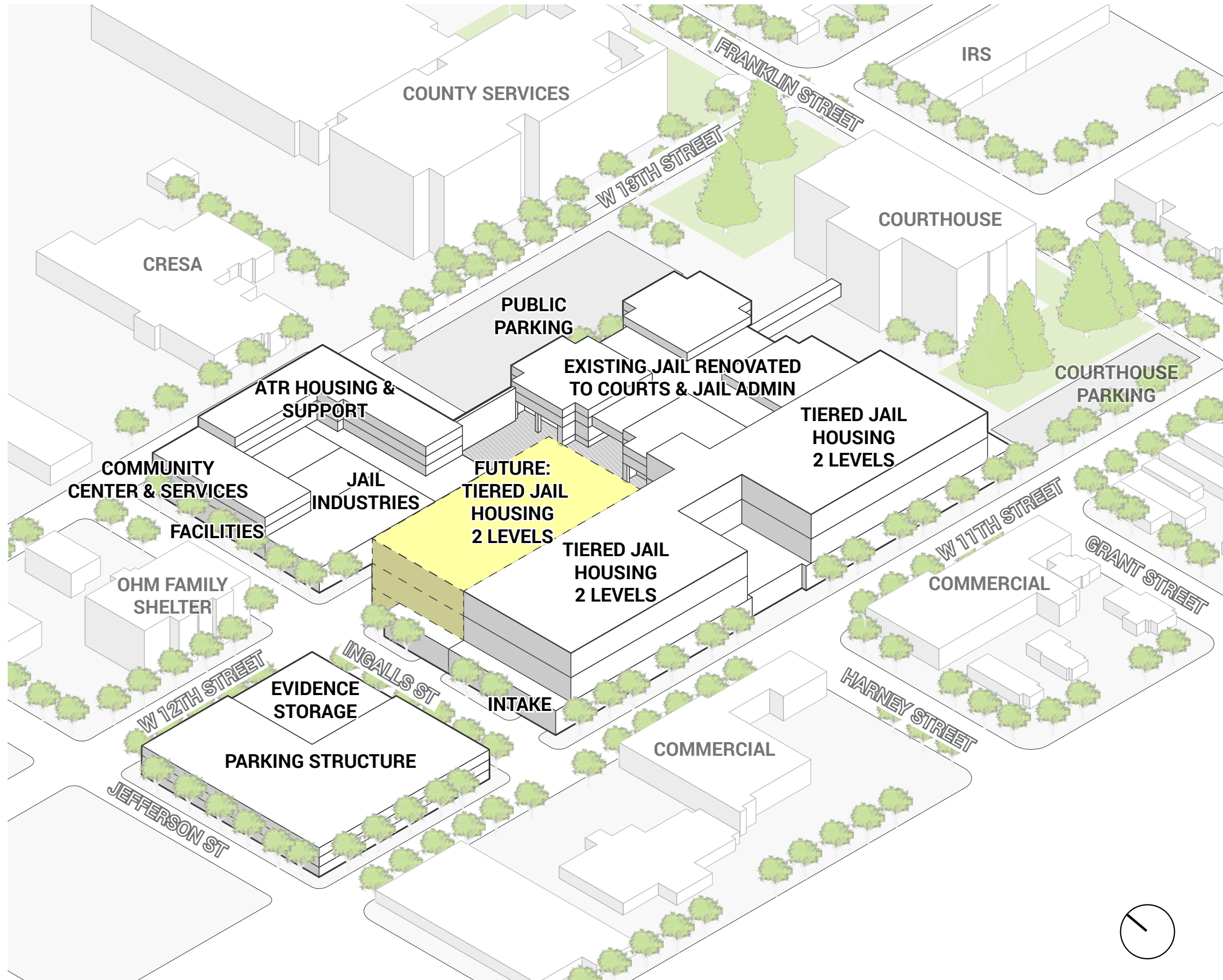
Clark County Law Enforcement Center



 DLR Group

August 2016

POTENTIAL SITE CAPACITY BEYOND PREFERRED MASTER PLAN



❖ Facility Bed Count:	1,076
❖ ATR Bed Count:	288
❖ Total Bed Count:	1,364

Clark County Law Enforcement Center

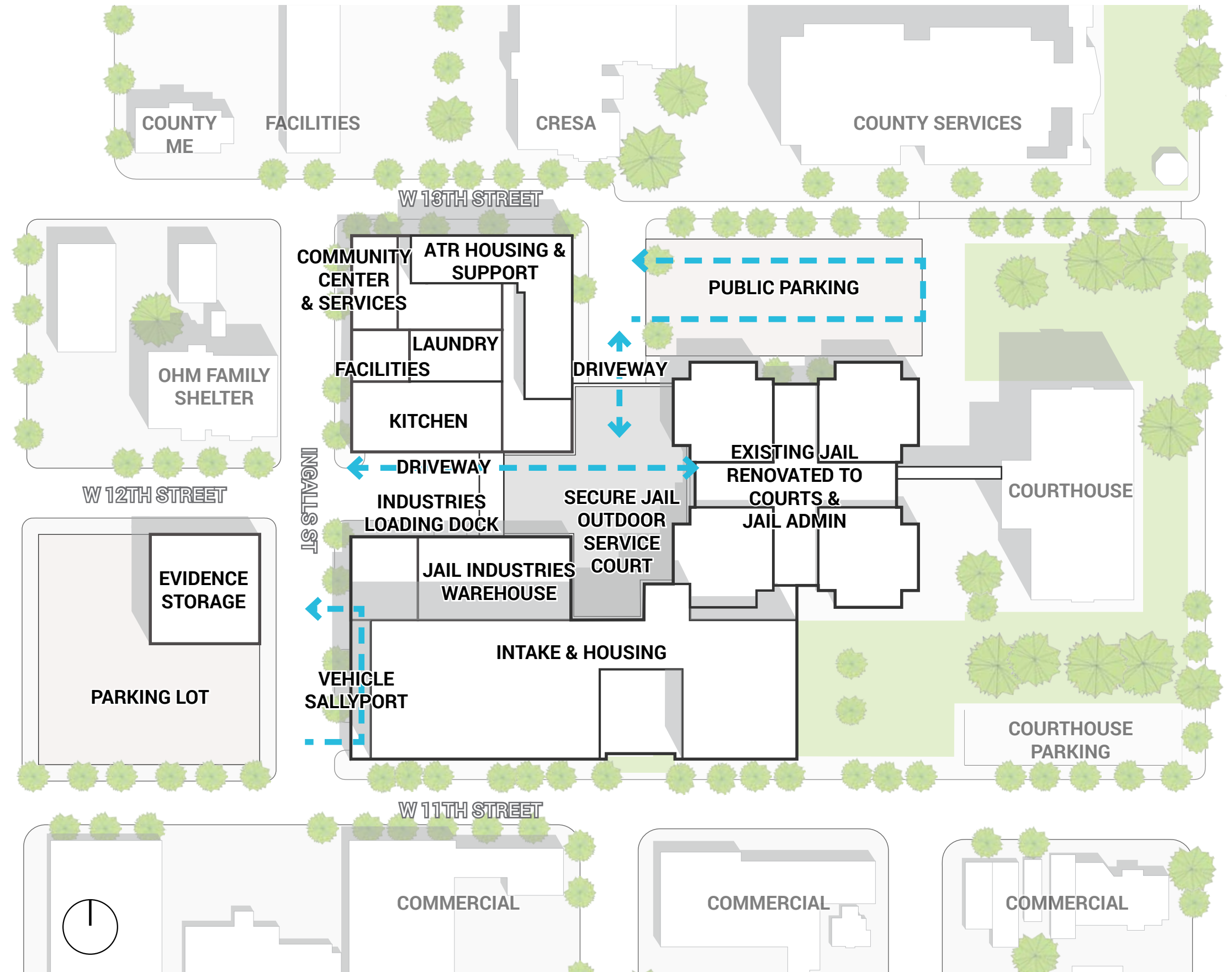


 DLR Group

August 2016

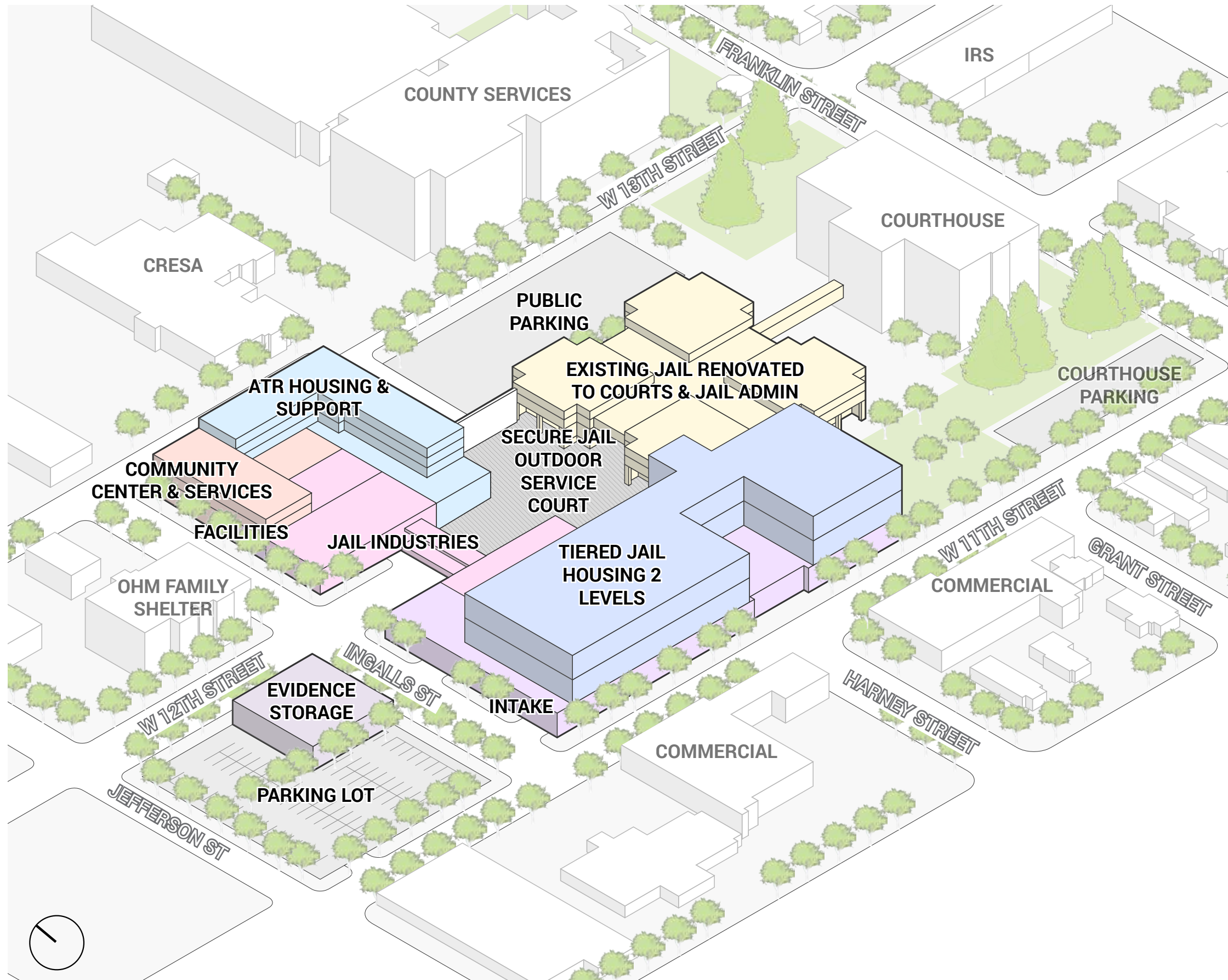
PHASE 1 PROJECT OPTION 1

SITE PLAN



PHASE 1 PROJECT OPTION 1

3D VIEW



❖ Facility Bed Count:	508
❖ ATR Bed Count:	288
❖ Total Bed Count:	796

Clark County Law Enforcement Center

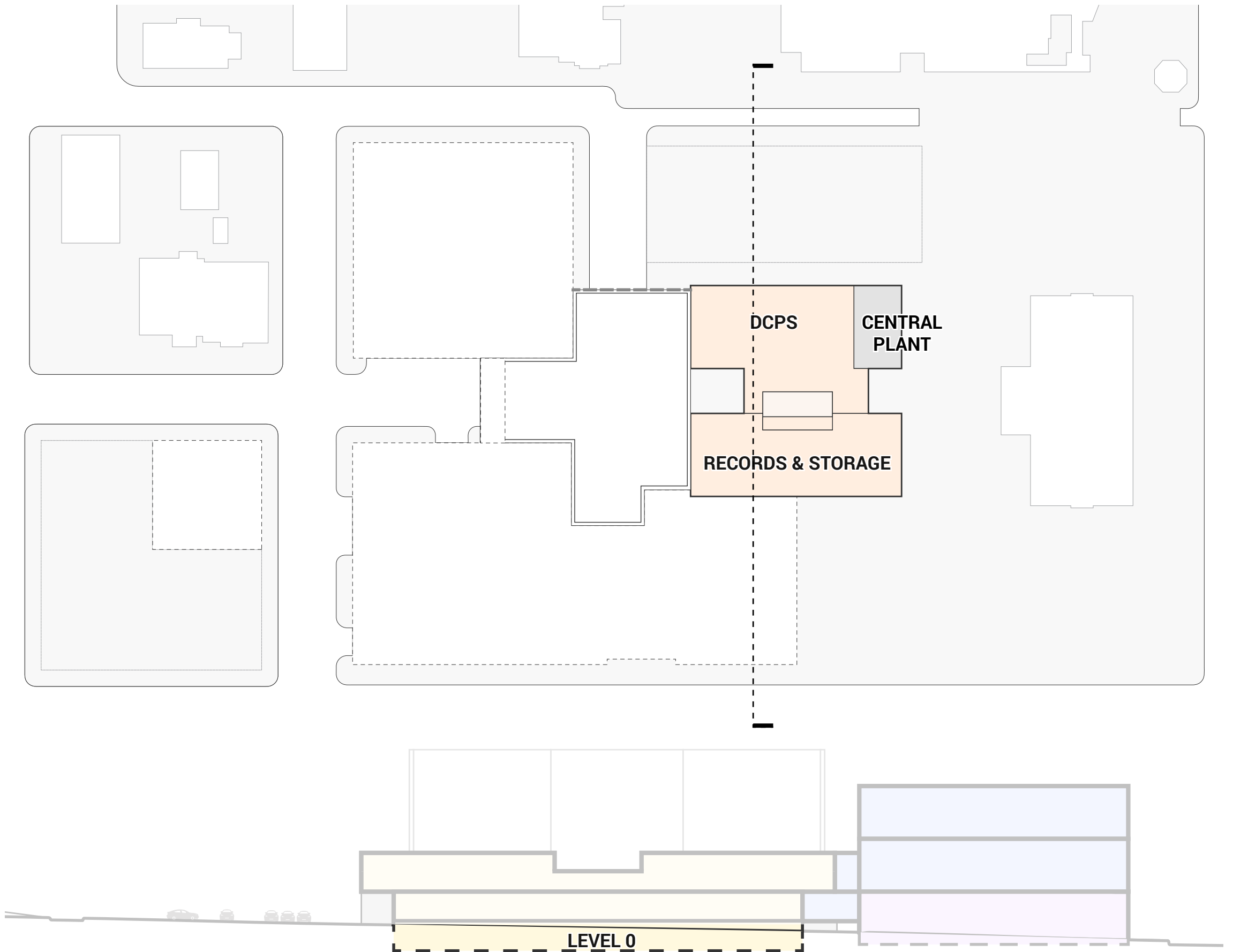


DLR Group

August 2016

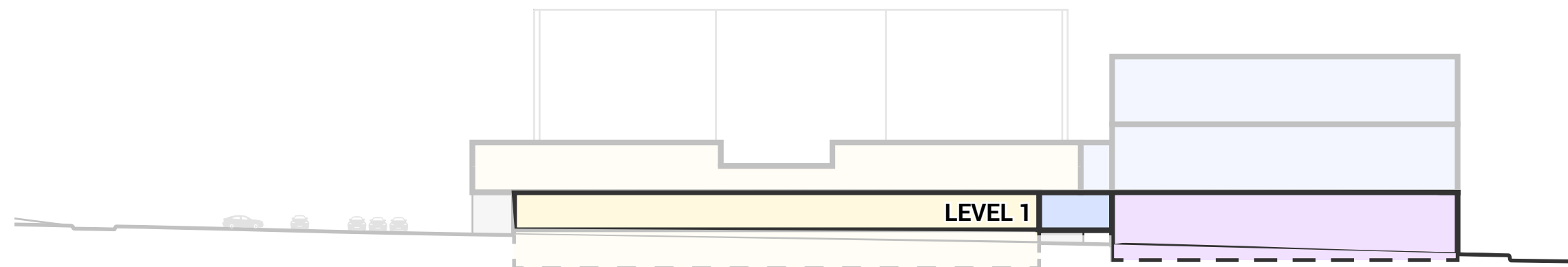
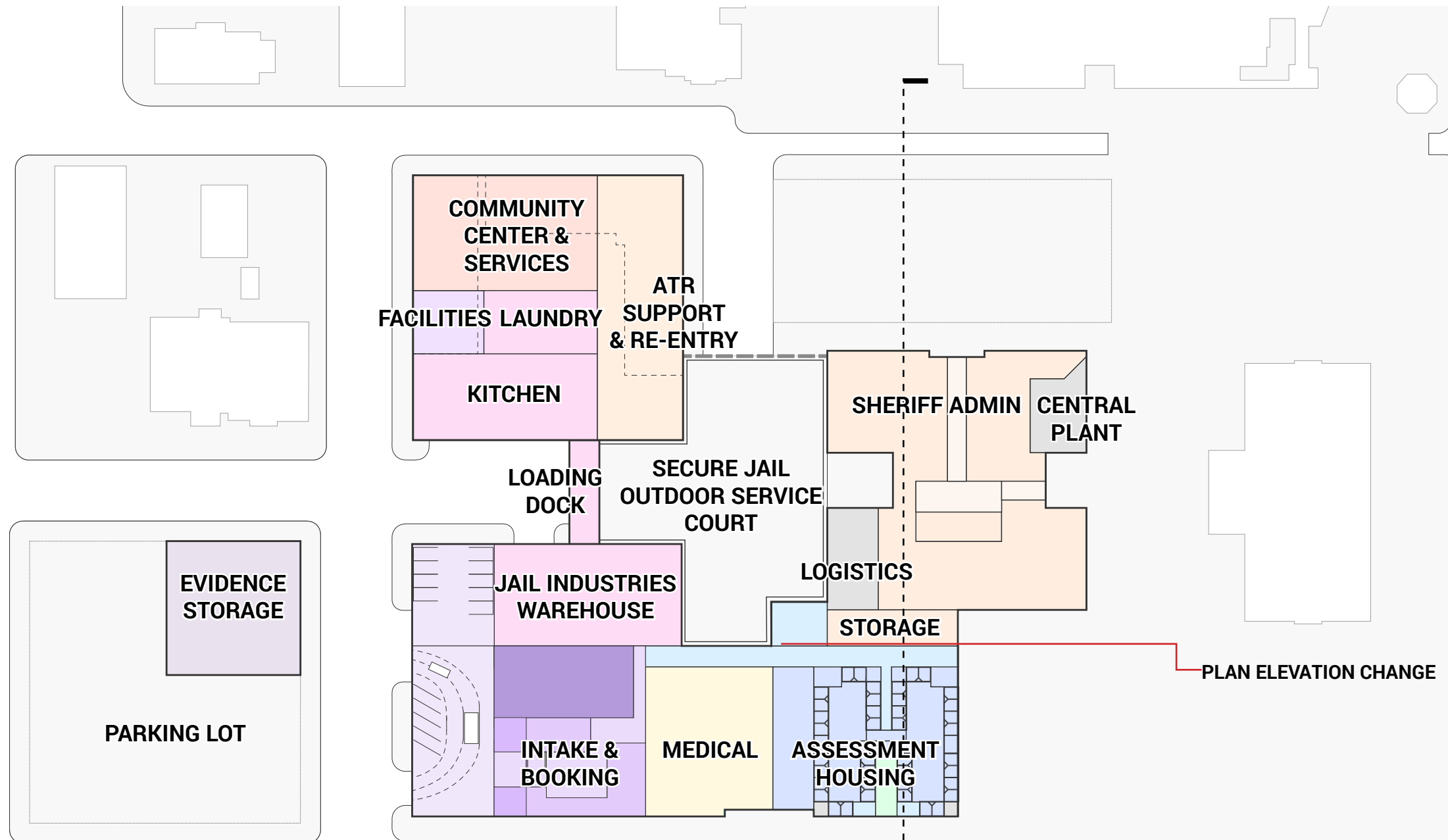
PHASE 1 PROJECT OPTION 1

LEVEL 0



PHASE 1 PROJECT OPTION 1

LEVEL 1



Clark County Law Enforcement Center

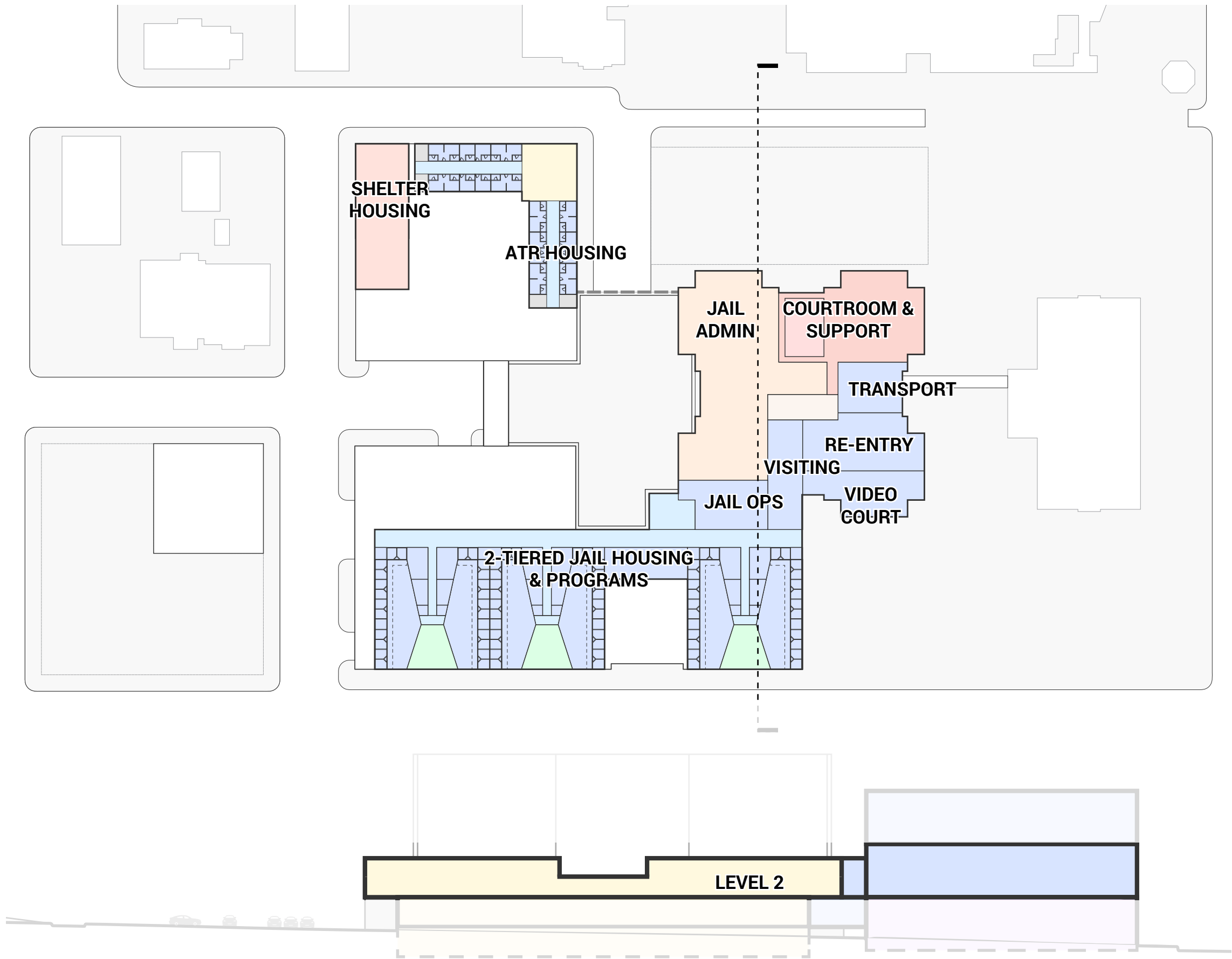


DLR Group

August 2016

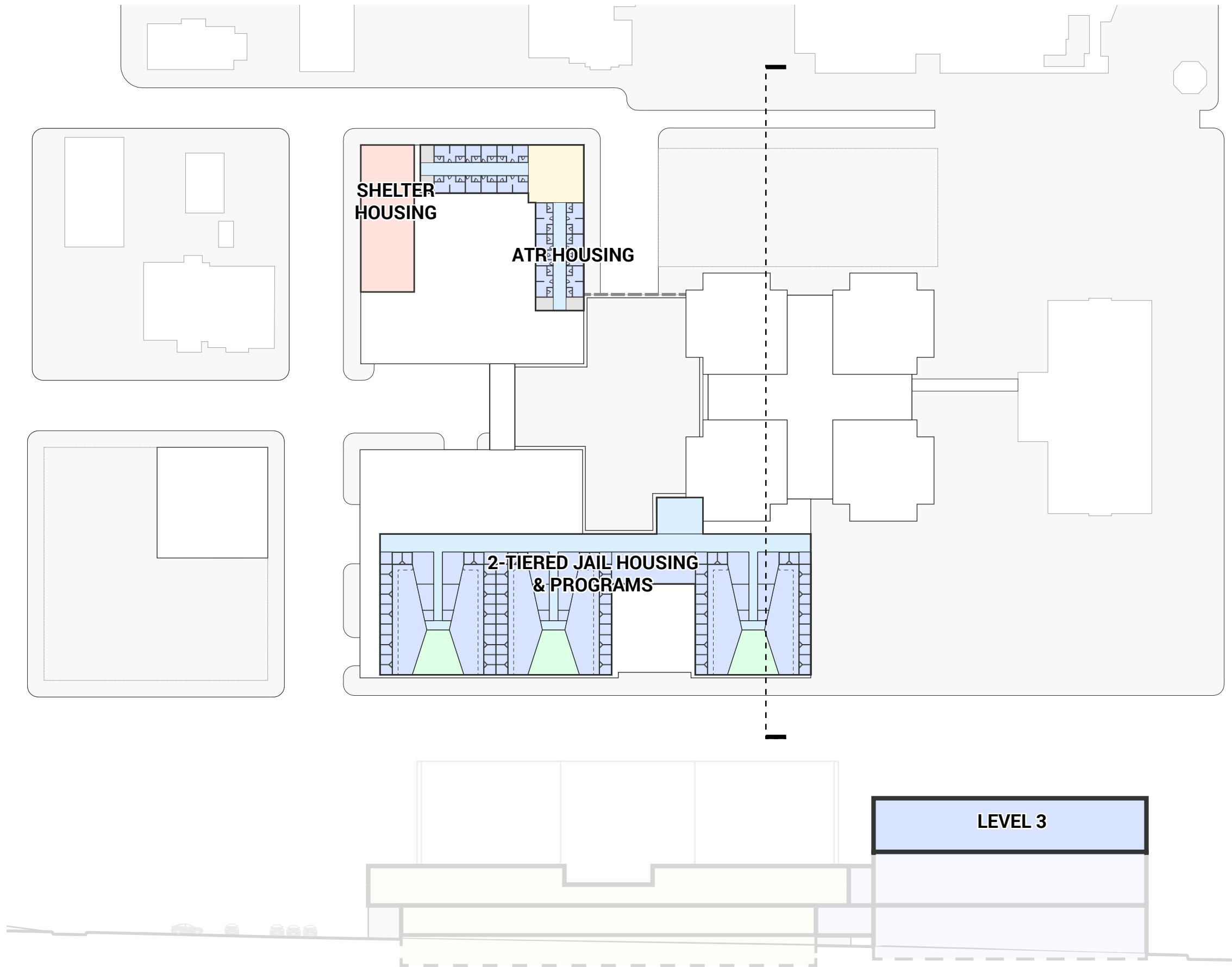
PHASE 1 PROJECT OPTION 1

LEVEL 2



PHASE 1 PROJECT OPTION 1

LEVEL 3



Clark County Law Enforcement Center



DLR Group

August 2016

PHASE 1 PROJECT OPTION 1

Meeting the Need

2022 bed need	952
This Study	796
Difference	-156

This study meets **84%** of the jail bed need the year the facility opens.

Making Sense of the Numbers

The space list (summary to the right) called for 796 beds as the basis of design. This was to be fiscally responsible and replace the existing beds in-kind but built to current national best practices.

The 'Meeting the Need' (above) bed numbers reflect the projected bed need for the year 2022.

PROGRAM	GROSS SQ FEET	OPTION 1
Sheriff Admin	20,333	PROGRAM MET
Records	17,046	PROGRAM MET
Jail Admin	18,062	PROGRAM MET
HQ	1,840	PROGRAM MET
Jail Operations	3,256	PROGRAM MET
Jail Operations Support	9,295	PROGRAM MET
DCPS	15,170	PROGRAM MET
Health Services	10,849	PROGRAM MET
Intake & Release	22,063	PROGRAM MET
Inmate Housing	135,829	PROGRAM MET
Re-Entry	9,642	PROGRAM MET
ATR	50,717	PROGRAM MET
Community	28,039	PROGRAM MET
Jail Industries	21,995	PROGRAM MET
Facilities	2,427	PROGRAM MET
Court	10,000	PROGRAM MET
TOTAL	376,564	PROGRAM MET

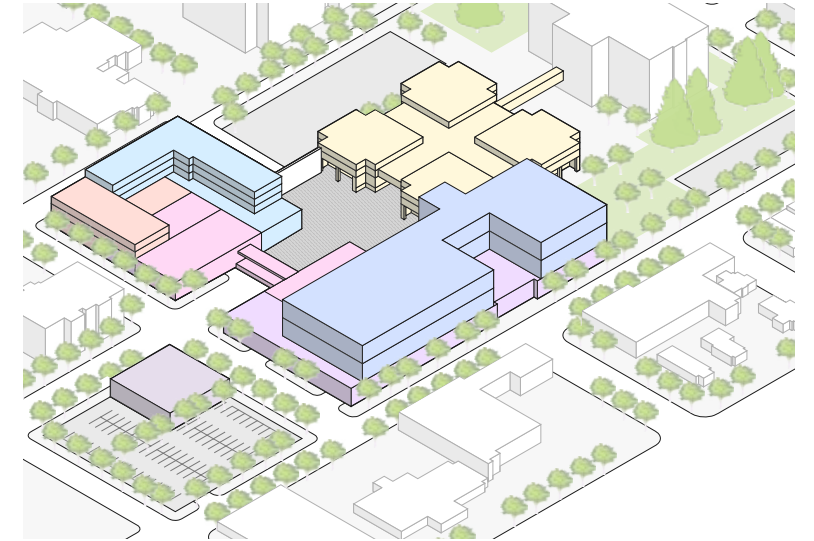
On-site Jail Bed Count	456
On-site ATR Bed Count	288
On-site Assessment & Medical Bed Count	52
TOTAL BED COUNT	796



Summary

❖ Program requirements met in both square footage and bed count.

PHASE 1 PROJECT OPTION 1



- ❖ Facility Bed Count: 508
- ❖ ATR Bed Count: 288
- ❖ Total Bed Count: 796

- ❖ Project Cost Range:
 - » \$208 - \$221 Million

Clark County Law Enforcement Center

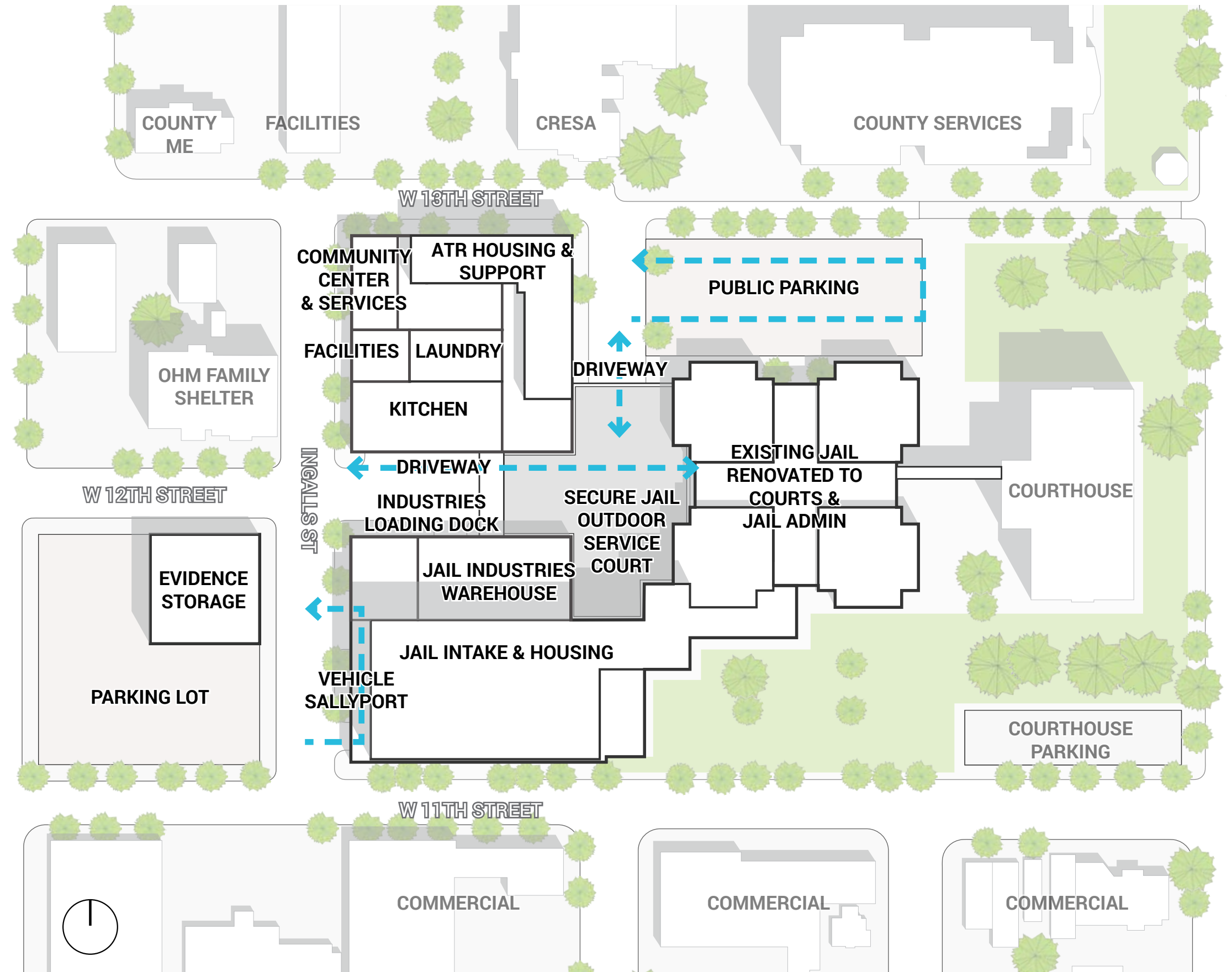


 **DLR Group**

August 2016

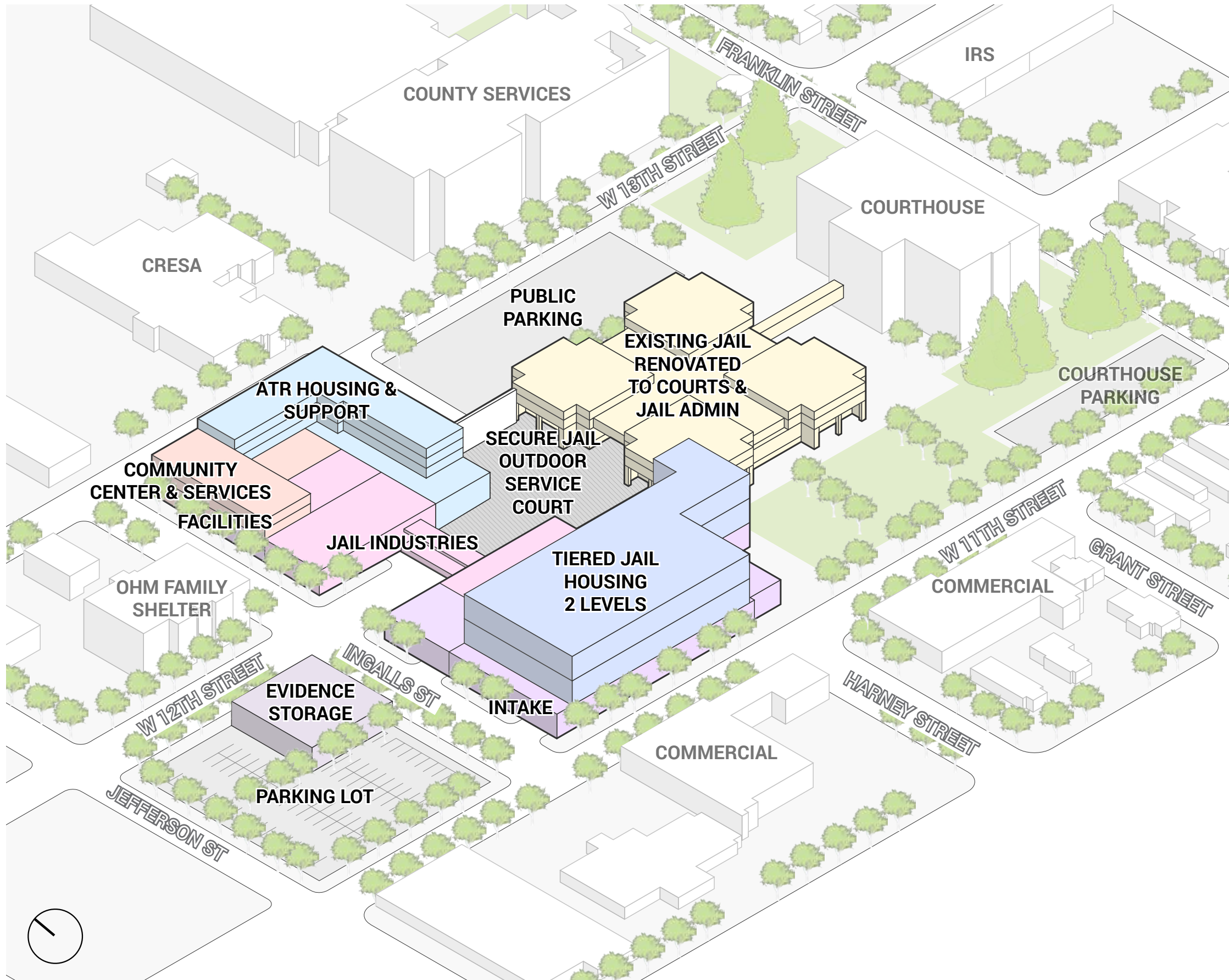
PHASE 1 PROJECT OPTION 2

SITE PLAN



PHASE 1 PROJECT OPTION 2

3D VIEW



❖ Facility Bed count:	324
❖ ATR Bed Count:	288
❖ Total Bed Count:	612

Clark County Law Enforcement Center

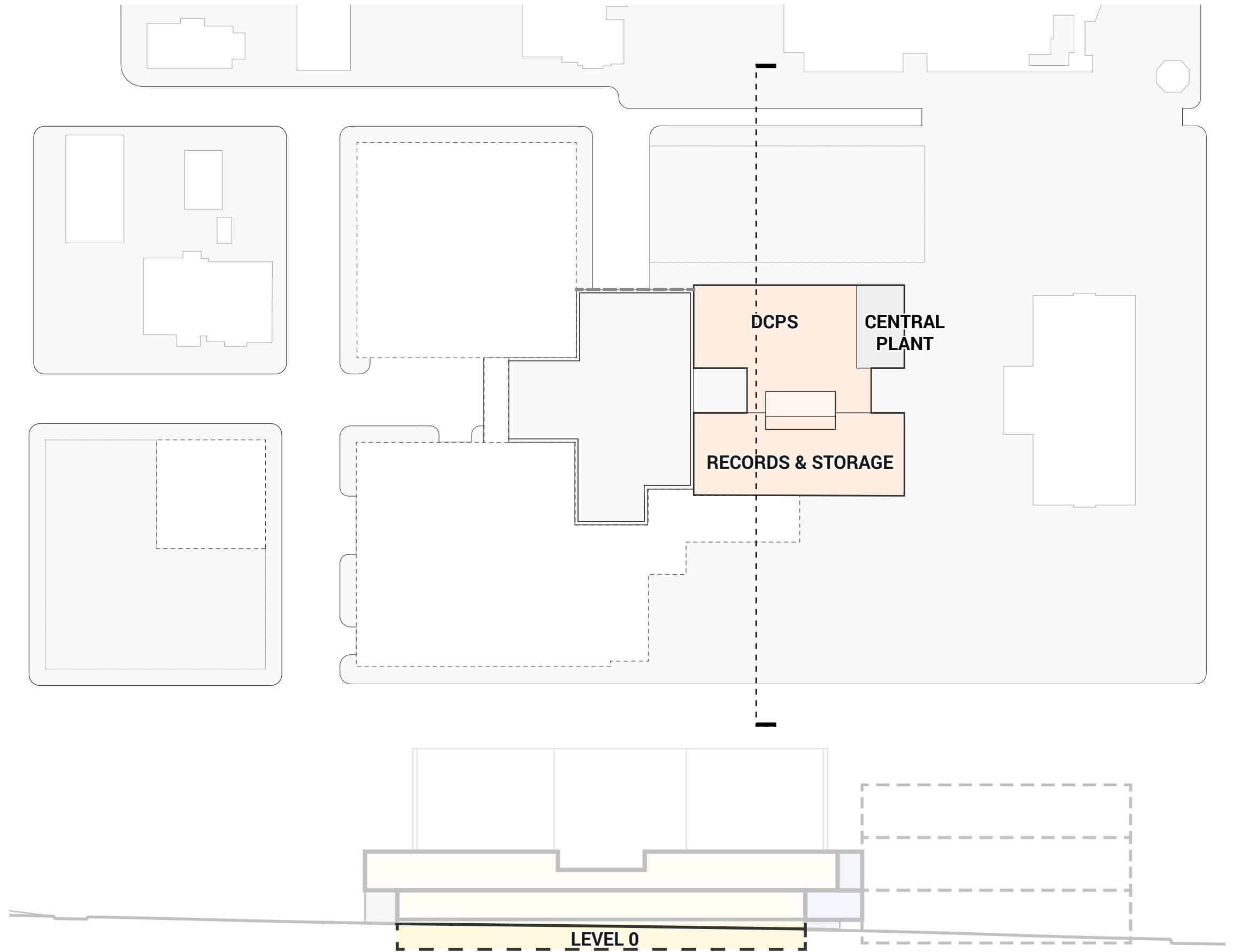


 DLR Group

August 2016

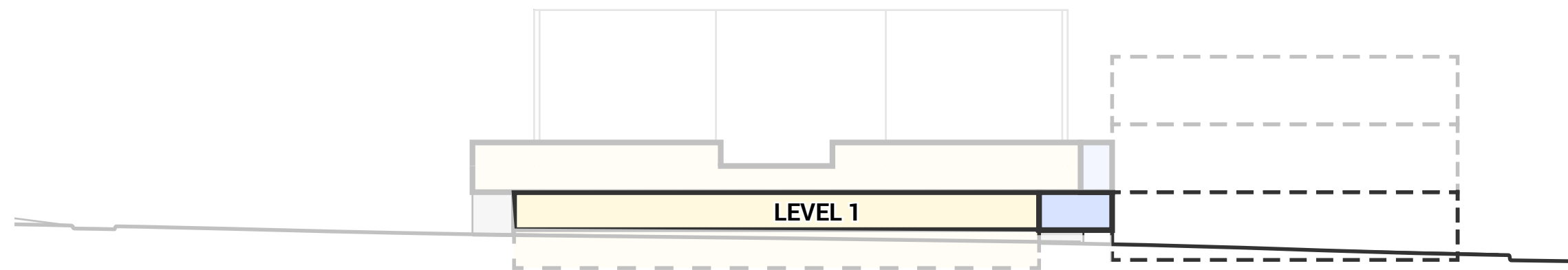
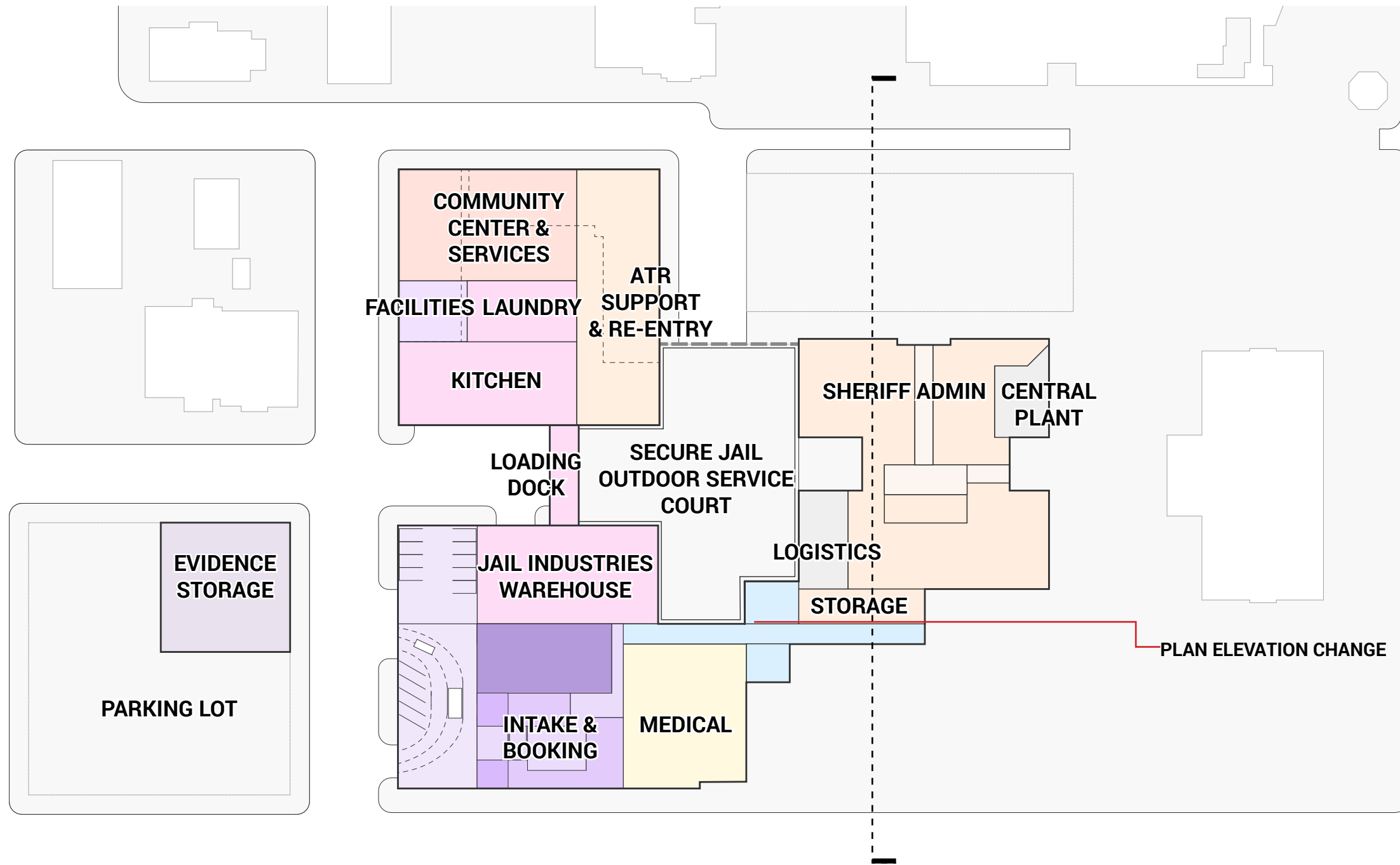
PHASE 1 PROJECT OPTION 2

LEVEL 0



PHASE 1 PROJECT OPTION 2

LEVEL 1



Clark County Law Enforcement Center

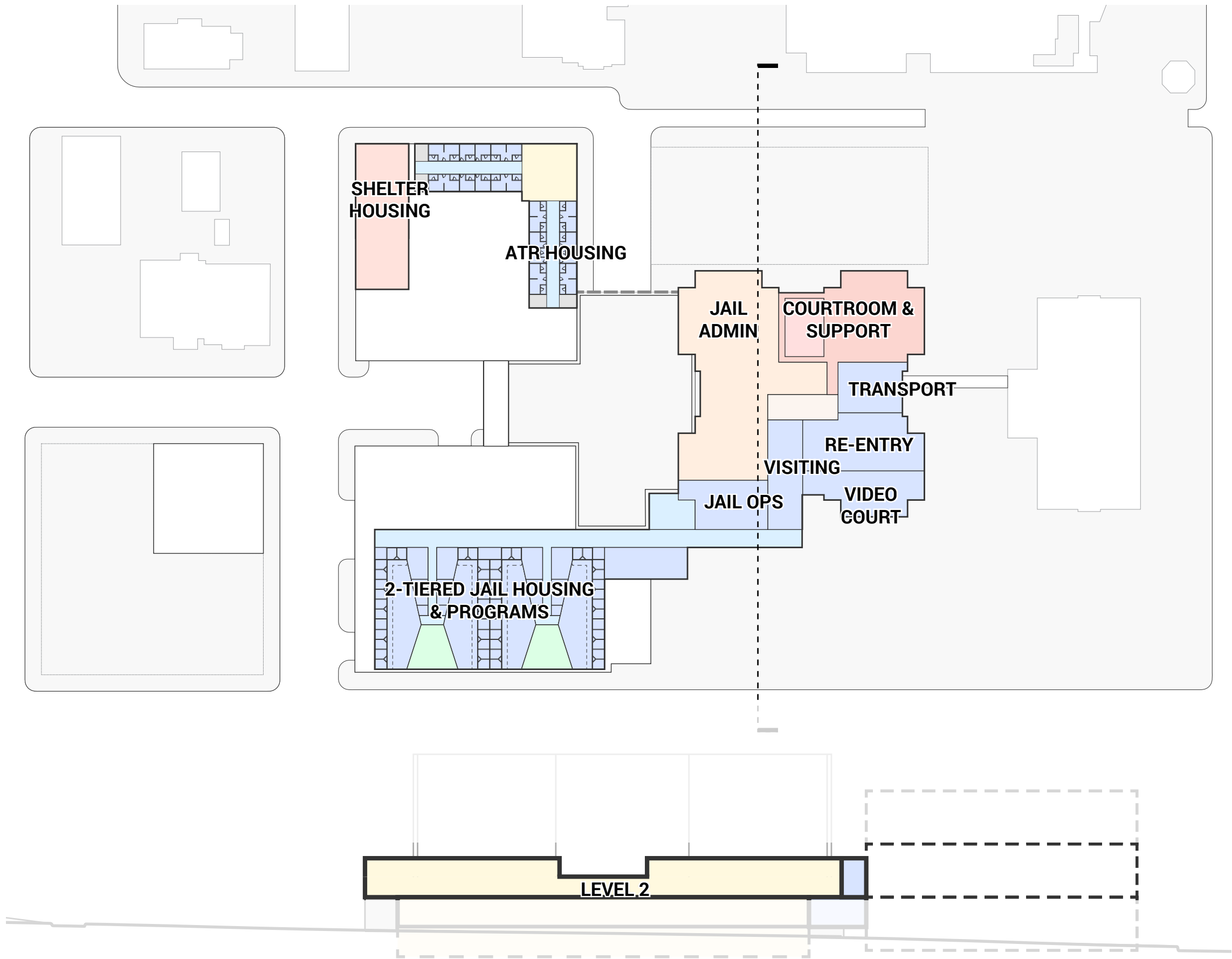


DLR Group

August 2016

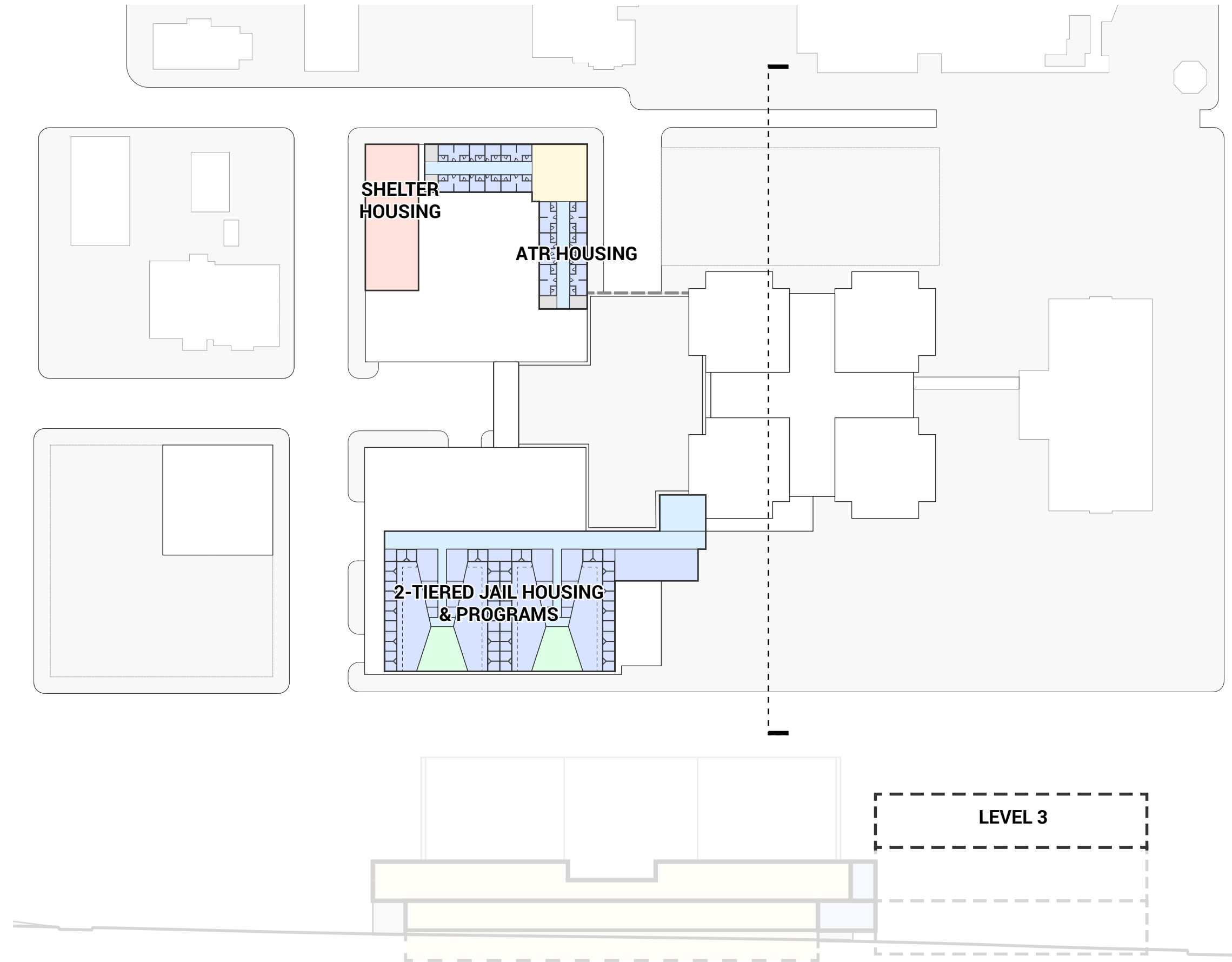
PHASE 1 PROJECT OPTION 2

LEVEL 2



PHASE 1 PROJECT OPTION 2

LEVEL 3



Clark County Law Enforcement Center



DLR Group

August 2016

PHASE 1 PROJECT OPTION 2

Meeting the Need

2022 bed need	952
This Study	612
Difference	-340

This study meets **64%** of the jail bed need the year the facility opens.

Making Sense of the Numbers

The space list (summary to the right) called for 796 beds as the basis of design. This was to be fiscally responsible and replace the existing beds in-kind but built to current national best practices.

The 'Meeting the Need' (above) bed numbers reflect the projected bed need for the year 2022.

PROGRAM	GROSS SQ FEET	OPTION 2
Sheriff Admin	20,333	PROGRAM MET
Records	17,046	PROGRAM MET
Jail Admin	18,062	PROGRAM MET
HQ	1,840	PROGRAM MET
Jail Operations	3,256	PROGRAM MET
Jail Operations Support	9,295	PROGRAM MET
DCPS	15,170	PROGRAM MET
Health Services	10,849	PROGRAM MET
Intake & Release	22,063	PROGRAM MET
Inmate Housing	135,829	-49,408
Re-Entry	9,642	PROGRAM MET
ATR	50,717	PROGRAM MET
Community	28,039	PROGRAM MET
Jail Industries	21,995	PROGRAM MET
Facilities	2,427	PROGRAM MET
Court	10,000	PROGRAM MET
TOTAL	376,564	-49,408

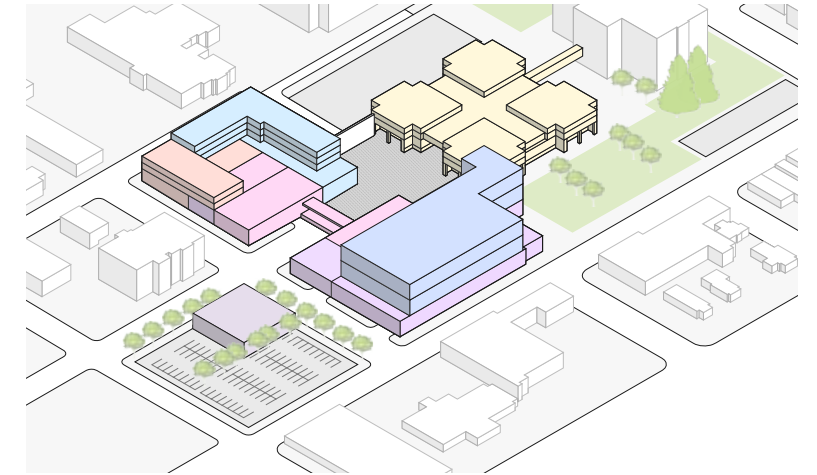
Jail Bed Count	312
ATR Bed Count	288
Assessment & Medical Bed Count	12
TOTAL BED COUNT	612
Delta From Program Bed Count 796	-184



Summary

- ❖ Program requirements not met for Inmate Housing square footage.
- ❖ Program requirements not met for Jail Bed Count.
- ❖ Assessment Housing is not located adjacent to Intake - instead found within Jail Housing units.

PHASE 1 PROJECT OPTION 2



- ❖ Facility Bed Count: 324
- ❖ ATR Bed Count: 288
- ❖ Total Bed Count: 612

- ❖ Project Cost Range:
» \$188 - \$200 Million

Clark County Law Enforcement Center



DLR Group

August 2016