

CLARK COUNTY STAFF REPORT

DEPARTMENT: Public Works/Transportation and Development Division/Programming

DATE: October 31, 2017

REQUESTED ACTION: Adopt the 2018-2023 Six-Year Transportation Improvement Program and the 2018 Annual Construction Program

Consent Hearing County Manager

BACKGROUND

Public Works requests adoption of the Transportation Improvement Program (TIP). The TIP identifies prioritized transportation projects and proposed funding for design, property acquisition and construction during the next six years.

Each year, Clark County must prepare a six-year TIP to comply with RCW 36.81.121. In addition, RCW 36.81.130 requires the county adopt an Annual Construction Program (ACP) that includes all capital road projects and all road equipment purchases for the ensuing year. The 2018 ACP details the implementation of the first year of the six-year TIP.

Programming staff, in consultation with the Board of County Councilors and the Public Works Director/County Engineer, held a work session on June 21, 2017, which guided the development of the recommended 2018-2023 TIP and 2018 Annual Construction Program.

COUNCIL POLICY IMPLICATIONS

None. The 2018-2023 Six-Year Transportation Improvement Program and the 2018 Annual Construction Program must be fiscally constrained by forecast revenues.

ADMINISTRATIVE POLICY IMPLICATIONS

None.

COMMUNITY OUTREACH

Development of the 2018-2023 Transportation Improvement Program included a work session with the Board of County Councilors, presentations to the Clark County Planning Commission, and Development and Engineering Advisory Board, and targeted outreach to neighborhoods and other stakeholders. A SEPA review provided an additional opportunity for public comment. A public hearing before the Board of County Councilors is the final public involvement step for TIP adoption.

BUDGET IMPLICATIONS

YES	NO	
<input checked="" type="checkbox"/>	<input type="checkbox"/>	Action falls within existing budget capacity.
<input type="checkbox"/>	<input checked="" type="checkbox"/>	Action falls within existing budget capacity but requires a change of purpose within existing appropriation
<input type="checkbox"/>	<input checked="" type="checkbox"/>	Additional budget capacity is necessary and will be requested at the next supplemental. If YES, please complete the budget impact statement. If YES, this action will be referred to the county council with a recommendation from the county manager.

PW17-121

BUDGET DETAILS: Total program equals \$178.43 million

Local Fund Dollar Amount	\$92,003,000
Grants/Loans/Partnerships Amount	\$65,936,000
Traffic Impact Fees Amount	\$20,492,000
Account	County Road Fund
Company Name	N/A

DISTRIBUTION:


Board staff will post all staff reports to The Grid. <http://www.clark.wa.gov/thegrid/>

Please return one originally signed resolution and staff report to Department of Public Works Transportation Programming, attention Michael Derleth, ext. 5794.


Attachments:

- Resolution: 2018-2023 Transportation Improvement Program
- Resolution: 2018 Annual Construction Program
- 2018-2023 Transportation Improvement Program
- 2018 Annual Construction Program
- 2018 Reasonably Funded Project List
- 2018 Major Equipment Purchases and Repairs


Carolyn Hedges, PE
Transportation and Development Division Manager


Heath H. Henderson, PE
Public Works Director/County Engineer

Primary staff contact: Susan Wilson, ext. 4330


APPROVED:
CLARK COUNTY, WASHINGTON
BOARD OF COUNTY COUNCILORS

DATE: OCT 31, 2017

SR# _____



APPROVED: _____
Jim Rumpeltes, Interim County Manager

DATE: _____

CLARK COUNTY, WASHINGTON
RESOLUTION NO. 2017-11-03

A RESOLUTION relating to adoption of the 2018-2023
Six-Year Transportation Improvement Program (TIP).

WHEREAS, a public hearing on the 2018-2023 Transportation Improvement Program was held at 10:00 A.M., Tuesday, October 31, 2017 in accordance with RCW 36.81.121 and WAC 136-16-010; and,

WHEREAS, this is to certify that a priority array of potential projects on this County's arterial system was prepared under the direction of the Director of Public Works/County Engineer and was available to the Board of County Councilors during the preparation of these programs in accordance with WAC 136-14-050; and,

WHEREAS, this is to certify that a written report with respect to deficient bridges was prepared under the direction of the Director of Public Works/County Engineer and was available to the Board of County Councilors during the preparation of these programs in accordance with WAC 136-20-060; and,

WHEREAS, this Transportation Improvement Program has been analyzed to establish its consistency with the adopted Comprehensive Plan and adopted policies in the Community Framework Plan; and,

WHEREAS, this Transportation Improvement Program has been analyzed to establish Clark County's financial capability of completing the projects that are contained within the Program in accordance with RCW 36.70A; and,

WHEREAS, pursuant to WAC 197-11-800 this Transportation Improvement Program is categorically exempt from the threshold determination and further environmental review will be required on each individual project identified in the program, unless categorically exempt per WAC 197-11-800; and

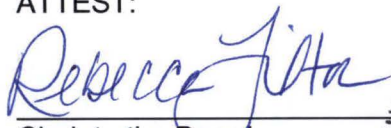
WHEREAS, the County commits to funding those projects so designated as "Reasonably Funded" in the program for purposes of Concurrency, as shown in the Financial Analysis section of the TIP, incorporated by reference; and,


WHEREAS, the Board of County Councilors is in regular session assembled this day.

NOW, THEREFORE, BE IT RESOLVED BY THE BOARD OF COUNTY COUNCILORS OF CLARK COUNTY, STATE OF WASHINGTON, that the attached 2018-2023 Transportation Improvement Program, as submitted by the Director of Public Works/County Engineer, is hereby adopted.

DATED this 31st day of Oct, 2017.

ATTEST:


Clerk to the Board



BOARD OF COUNTY COUNCILORS
FOR CLARK COUNTY, WASHINGTON


Marc Boldt, Chair


Jeanne E. Stewart, Councilor

APPROVED AS TO FORM ONLY:

ANTHONY F. GOLIK

Prosecuting Attorney

BY:


CHRIS HORNE, Chief Civil

Deputy Prosecuting Attorney

Julie Olson, Councilor

John Blom, Councilor

Eileen Quiring, Councilor



2018 - 2023 Transportation Improvement Program
Ongoing Program Projects Funding Analysis

PK	Project Name	Phase	Spent to Date	2018			2019			2020			2021			2022			2023			Project Total	TIF Area Eligibility		
				CRF	TIF	Grants / Loans	Other	CRF	TIF	Grants / Loans	Other	CRF	TIF	Grants / Loans	Other	CRF	TIF	Grants / Loans	Other	CRF	TIF			Grants / Loans	Other
NA	2018 Preservation ADA Ramp Improvements (Various Locations) Project # 371622	PE ROW CN Total	120,000 0 50,000 120,000	243,000 0 50,000 293,000	0 0 0 0	0 0 0 0	0 0 0 0	0 0 0 0	0 0 0 0	0 0 0 0	0 0 0 0	0 0 0 0	0 0 0 0	0 0 0 0	0 0 0 0	0 0 0 0	0 0 0 0	0 0 0 0	0 0 0 0	0 0 0 0	0 0 0 0	395,000 0 854,000 1,253,000	0		
NA	Transportation Safety Improvement Program (Various Locations) Project # 314122	PE ROW CN Total	58,000 0 25,000 83,000	50,000 0 0 50,000	0 0 0 0	0 0 0 0	0 0 0 0	0 0 0 0	0 0 0 0	0 0 0 0	0 0 0 0	0 0 0 0	0 0 0 0	0 0 0 0	0 0 0 0	0 0 0 0	0 0 0 0	0 0 0 0	0 0 0 0	0 0 0 0	0 0 0 0	0 0 0 0	1,008,000 0 2,440,000 3,448,000	0	
NA	2018 Preservation Guardrail and Bridge Rail (Various Locations) Project # TBD	PE ROW CN Total	0 0 0 0	65,000 0 0 65,000	0 0 0 0	0 0 0 0	0 0 0 0	0 0 0 0	0 0 0 0	0 0 0 0	0 0 0 0	0 0 0 0	0 0 0 0	0 0 0 0	0 0 0 0	0 0 0 0	0 0 0 0	0 0 0 0	0 0 0 0	0 0 0 0	0 0 0 0	0 0 0 0	90,000 0 350,000 440,000	0	
NA	Curve Safety Improvement Project (Various Locations) Project # 371422	PE ROW CN Total	42,000 0 0 42,000	0 0 0 0	0 0 0 0	0 0 0 0	0 0 0 0	0 0 0 0	0 0 0 0	0 0 0 0	0 0 0 0	0 0 0 0	0 0 0 0	0 0 0 0	0 0 0 0	0 0 0 0	0 0 0 0	0 0 0 0	0 0 0 0	0 0 0 0	0 0 0 0	0 0 0 0	0 0 0 0	42,000 0 0 42,000	0
NA	Hayes Road N/S Safety Improvements (NW 403rd Street - NE 12th Avenue) Project # 352822	PE ROW CN Total	108,000 0 138,000 222,000	122,000 0 0 122,000	0 0 0 0	0 0 0 0	0 0 0 0	0 0 0 0	0 0 0 0	0 0 0 0	0 0 0 0	0 0 0 0	0 0 0 0	0 0 0 0	0 0 0 0	0 0 0 0	0 0 0 0	0 0 0 0	0 0 0 0	0 0 0 0	0 0 0 0	0 0 0 0	0 0 0 0	391,000 0 143,000 534,000	0
NA	Head Ditch Avenue Adaptive Traffic Signal (NW 9th Avenue - NE Padden Parkway) Project # 371522	PE ROW CN Total	35,000 0 130,000 165,000	0 0 30,000 30,000	0 0 0 0	0 0 0 0	0 0 0 0	0 0 0 0	0 0 0 0	0 0 0 0	0 0 0 0	0 0 0 0	0 0 0 0	0 0 0 0	0 0 0 0	0 0 0 0	0 0 0 0	0 0 0 0	0 0 0 0	0 0 0 0	0 0 0 0	0 0 0 0	0 0 0 0	35,000 0 1,029,000 1,064,000	0
NA	Kilnline Bridge - Salmon Creek Bank Stabilization (Highway 99 at Kinletine Bridge) Project # 362612	PE ROW CN Total	5,000 0 0 5,000	5,000 0 0 5,000	0 0 0 0	0 0 0 0	0 0 0 0	0 0 0 0	0 0 0 0	0 0 0 0	0 0 0 0	0 0 0 0	0 0 0 0	0 0 0 0	0 0 0 0	0 0 0 0	0 0 0 0	0 0 0 0	0 0 0 0	0 0 0 0	0 0 0 0	0 0 0 0	0 0 0 0	125,000 0 325,000 450,000	0
NA	Kleiger Road Slide (NW Kleiger Road at NW 17th Street) Project # 371722	PE ROW CN Total	10,000 0 0 10,000	75,000 0 0 75,000	0 0 0 0	0 0 0 0	0 0 0 0	0 0 0 0	0 0 0 0	0 0 0 0	0 0 0 0	0 0 0 0	0 0 0 0	0 0 0 0	0 0 0 0	0 0 0 0	0 0 0 0	0 0 0 0	0 0 0 0	0 0 0 0	0 0 0 0	0 0 0 0	0 0 0 0	85,000 0 150,000 235,000	0
NA	NE 134th Corridor Adaptive Traffic Signal (NE 134th Street at Salmon Creek Avenue) Project # TBD	PE ROW CN Total	0 0 0 0	0 0 0 0	0 0 0 0	0 0 0 0	0 0 0 0	0 0 0 0	0 0 0 0	0 0 0 0	0 0 0 0	0 0 0 0	0 0 0 0	0 0 0 0	0 0 0 0	0 0 0 0	0 0 0 0	0 0 0 0	0 0 0 0	0 0 0 0	0 0 0 0	0 0 0 0	0 0 0 0	121,000 0 667,000 788,000	0
NA	NE 25th Street and NE 72nd Avenue Intersection (Intersection Improvement) Project # 372322	PE ROW CN Total	0 0 0 0	10,000 0 0 10,000	0 0 0 0	0 0 0 0	0 0 0 0	0 0 0 0	0 0 0 0	0 0 0 0	0 0 0 0	0 0 0 0	0 0 0 0	0 0 0 0	0 0 0 0	0 0 0 0	0 0 0 0	0 0 0 0	0 0 0 0	0 0 0 0	0 0 0 0	0 0 0 0	0 0 0 0	135,000 0 19,000 154,000	0
NA	NE 63rd Street and NE 58th Avenue Signal (Signal Installation) Project # 372422	PE ROW CN Total	0 0 0 0	6,000 0 0 6,000	0 0 0 0	0 0 0 0	0 0 0 0	0 0 0 0	0 0 0 0	0 0 0 0	0 0 0 0	0 0 0 0	0 0 0 0	0 0 0 0	0 0 0 0	0 0 0 0	0 0 0 0	0 0 0 0	0 0 0 0	0 0 0 0	0 0 0 0	0 0 0 0	0 0 0 0	123,000 0 295,000 418,000	0
NA	NE 7th Street / 38th Avenue (Signal Improvement) Project # 362422	PE ROW CN Total	15,000 0 0 15,000	0 0 0 0	0 0 0 0	0 0 0 0	0 0 0 0	0 0 0 0	0 0 0 0	0 0 0 0	0 0 0 0	0 0 0 0	0 0 0 0	0 0 0 0	0 0 0 0	0 0 0 0	0 0 0 0	0 0 0 0	0 0 0 0	0 0 0 0	0 0 0 0	0 0 0 0	0 0 0 0	15,000 0 160,000 175,000	0
NA	Preservation Guardrail Program (Various Locations) Project # TBD	PE ROW CN Total	0 0 0 0	0 0 0 0	0 0 0 0	0 0 0 0	0 0 0 0	0 0 0 0	0 0 0 0	0 0 0 0	0 0 0 0	0 0 0 0	0 0 0 0	0 0 0 0	0 0 0 0	0 0 0 0	0 0 0 0	0 0 0 0	0 0 0 0	0 0 0 0	0 0 0 0	0 0 0 0	0 0 0 0	350,000 0 1,750,000 2,100,000	0

**2018 - 2023 Transportation Improvement Program
Ongoing Program Projects Funding Analysis**

RANK	Project Name	Phase	2018				2019				2020				2021				2022				2023				Cost to Complete	Project Total	TIF Area Eligibility	
			Spent to Date	CRF	TIF	Grants / Loans	Other	CRF	TIF	Grants / Loans	Other	CRF	TIF	Grants / Loans	Other	CRF	TIF	Grants / Loans	Other	CRF	TIF	Grants / Loans	Other	CRF	TIF	Grants / Loans				Other
Transportation Safety Improvements Program																														
NA	Signal Timing, Evaluation, Verification and Enhancement - Phase 2 (STEVE2) (NE 25th Avenue - NE Ward Road) Project #: TBD	PE	0	0	0	0	0	0	0	0	0	0	0	0	0	0	0	0	0	0	0	0	0	0	0	0	0	137,000	0	
		ROW	0	0	0	0	0	0	0	0	0	0	0	0	0	0	0	0	0	0	0	0	0	0	0	0	0	0	0	
		CN	0	0	0	0	0	0	0	0	0	0	0	0	0	0	0	0	0	0	0	0	0	0	0	0	0	0	0	
		Total																												323,000
NA	Signal, Timing, Evaluation, Verification, and Enhancement (STEVE) (Various Locations) Project #: 352122	PE	544,000	10,000	0	65,000	0	0	0	0	0	0	0	0	0	0	0	0	0	0	0	0	0	0	0	0	0	619,000	0	
		ROW	3,000	0	0	0	0	0	0	0	0	0	0	0	0	0	0	0	0	0	0	0	0	0	0	0	0	3,000	0	
		CN	129,000	139,000	0	456,000	23,000	0	0	0	0	0	0	0	0	0	0	0	0	0	0	0	0	0	0	0	0	0	747,000	0
		Total																												1,369,000
NA	System-wide Signal Enhancement (Various Locations) Project #: TBD	PE	0	0	0	0	0	0	0	0	0	0	0	0	0	0	0	0	0	0	0	0	0	0	0	0	0	600,000	0	
		ROW	0	0	0	0	0	0	0	0	0	0	0	0	0	0	0	0	0	0	0	0	0	0	0	0	0	0	0	
		CN	0	0	0	0	0	0	0	0	0	0	0	0	0	0	0	0	0	0	0	0	0	0	0	0	0	0	0	
		Total																												600,000
NA	Traffic Signal Upgrades (Various Locations) Project #: TBD	PE	0	0	0	0	0	0	0	0	0	0	0	0	0	0	0	0	0	0	0	0	0	0	0	0	0	30,000	0	
		ROW	0	0	0	0	0	0	0	0	0	0	0	0	0	0	0	0	0	0	0	0	0	0	0	0	0	0	0	
		CN	0	0	0	0	0	0	0	0	0	0	0	0	0	0	0	0	0	0	0	0	0	0	0	0	0	0	0	
		Total																												30,000
NA	Washougal River and Lockwood Creek Roads Safety Improvements (Various Locations) Project #: 351622	PE	192,000	0	0	0	0	0	0	0	0	0	0	0	0	0	0	0	0	0	0	0	0	0	0	0	0	192,000	0	
		ROW	5,000	0	0	0	0	0	0	0	0	0	0	0	0	0	0	0	0	0	0	0	0	0	0	0	0	5,000	0	
		CN	726,000	5,000	0	225,000	0	0	0	0	0	0	0	0	0	0	0	0	0	0	0	0	0	0	0	0	0	0	956,000	0
		Total																												1,153,000
NA	Working to Refine Intelligent Highway Transportation (WRIGHT) (NE 20th Avenue - NW 2nd Avenue) Project #: 361422	PE	353,000	185,000	0	472,000	0	0	0	0	0	0	0	0	0	0	0	0	0	0	0	0	0	0	0	0	0	1,010,000	0	
		ROW	0	0	0	0	0	0	0	0	0	0	0	0	0	0	0	0	0	0	0	0	0	0	0	0	0	0	0	
		CN	0	0	0	0	0	0	0	0	0	0	0	0	0	0	0	0	0	0	0	0	0	0	0	0	0	0	0	
		Total																												1,010,000
Urban Development Road Program																														
NA	Urban Development Road Program (Various Locations) Project #: TBD	PE	0	5,000	0	0	0	5,000	0	0	0	0	5,000	0	0	0	0	5,000	0	0	0	5,000	0	0	0	5,000	0	0	30,000	0
		ROW	0	0	0	0	0	0	0	0	0	0	0	0	0	0	0	0	0	0	0	0	0	0	0	0	0	0	0	
		CN	0	0	0	0	0	0	0	0	0	0	0	0	0	0	0	0	0	0	0	0	0	0	0	0	0	0	0	
		Total																												30,000
22	NE 182nd Avenue at SR-500 (Intersection Improvement) Project #: TBD	PE	0	20,000	0	0	0	0	0	0	0	0	0	0	0	0	0	0	0	0	0	0	0	0	0	0	0	180,000	200,000	
		ROW	0	0	0	0	0	0	0	0	0	0	0	0	0	0	0	0	0	0	0	0	0	0	0	0	0	0	0	
		CN	0	0	0	0	0	0	0	0	0	0	0	0	0	0	0	0	0	0	0	0	0	0	0	0	0	0	0	
		Total																												3,800,000
NA	NE 40th Avenue (NE 63rd Street - Railroad Crossing) Project #: 323522	PE	65,001	20,000	0	0	0	0	0	0	0	0	0	0	0	0	0	0	0	0	0	0	0	0	0	0	0	114,999	200,000	
		ROW	15,000	0	0	0	0	0	0	0	0	0	0	0	0	0	0	0	0	0	0	0	0	0	0	0	0	0	700,000	
		CN	0	0	0	0	0	0	0	0	0	0	0	0	0	0	0	0	0	0	0	0	0	0	0	0	0	0	715,000	
		Total																												1,600,000
Totals																														
Revenue Sources			CRF	TIF	Grants / Loans	Other	CRF	TIF	Grants / Loans	Other	CRF	TIF	Grants / Loans	Other	CRF	TIF	Grants / Loans	Other	CRF	TIF	Grants / Loans	Other	CRF	TIF	Grants / Loans	Other	6-Year			
Annual Totals by Funding			8,146,000	0	3,788,000	715,000	11,009,000	304,000	8,836,000	700,000	11,058,000	60,000	1,919,000	700,000	10,361,000	0	4,256,000	845,000	10,400,000	0	2,169,000	700,000	8,975,000	0	2,450,000	700,000	Ongoing Programs			
Annual Totals by Phase			PE	ROW	CN	PE	ROW	CN	PE	ROW	CN	PE	ROW	CN	PE	ROW	CN	PE	ROW	CN	PE	ROW	CN	88,091,000						
Annual Totals			2,824,000	407,000	9,418,000	1,710,000	103,000	19,036,000	1,480,000	140,000	12,117,000	1,275,000	20,000	14,167,000	1,336,000	30,000	11,903,000	1,025,000	30,000	11,070,000	12,125,000									

PE = Preliminary Engineering ROW = Right-of-Way CN = Construction
CRF = County Road Fund TIF = Traffic Impact Fees