

## CLARK COUNTY STAFF REPORT

**DEPARTMENT:** Clark County Public Health (CCPH)

CCPH SR2017-376

**DATE:** July 18, 2017

**REQUESTED ACTION:**

Board of County Councilors approval to apply for recurring grant funds through Washington State Department of Ecology's Coordinated Prevention Grant (CPG). This grant will continue to support Environmental Public Health Solid Waste Enforcement. Additionally, request authorization to allow Public Health Director to sign any and all resulting agreements or contracts related to this grant. We have been advised by Department of Ecology to expect remuneration to be \$145,000.00. However, until the State budget situation is resolved and the allocations have been made, this remains a projected figure. We are requesting permission to apply to expedite the application process, which we expect to be compressed.

Consent  Hearing  County Manager

**BACKGROUND**

The CPG Program protects human health and the environment by reducing human exposure to toxins, reducing waste, ensuring proper management of solid and household hazardous waste, and promoting energy and resource conservation. CPG provides pass-through funding assistance to local governments for planning and implementing some programs in their local solid and hazardous waste management plans.

The Clark County Public Health Solid Waste Enforcement Program is responsible for inspecting county-wide solid waste and recycling facilities and responding to solid waste and related complaints. Additionally, the team works with businesses, professional services providers, home and property owners, and tenants to remove threats to public health and remediate conditions that may be out of compliance with County code. Solid Waste Enforcement Program personnel respond and quickly resolve hundreds of complaints annually.

While facility compliance and complaint response are a significant part of this work, the Solid Waste Enforcement program also provides guidance and assistance to many property and business owners who are faced with difficult solid waste situations. In this role, the program helps to prevent public health threats and save both the owners and the County potentially costly remedial efforts.

**COUNCIL POLICY IMPLICATIONS**

N/A

**ADMINISTRATIVE POLICY IMPLICATIONS**

N/A

**COMMUNITY OUTREACH**

N/A

**BUDGET IMPLICATIONS**

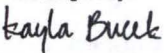
YES	NO	
X		Action falls within existing budget capacity.
		Action falls within existing budget capacity but requires a change of purpose within existing appropriation
		Additional budget capacity is necessary and will be requested at the next supplemental. If YES, please complete the budget impact statement. If YES, this action will be referred to the county council with a recommendation from the county manager.

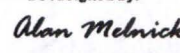
**BUDGET DETAILS**



Local Fund Dollar Amount	
Grant Fund Dollar Amount	\$145,000
Account	
Company Name	

**DISTRIBUTION:**


Board staff will post all staff reports to The Grid. <http://www.clark.wa.gov/thegrid/>

DocuSigned by:  
  
 6/30/2017  
34D1D029C9A344A...  
 Kayla Bucek  
 Financial Analyst

DocuSigned by:  
  
 6/30/2017  
DFB652FC3A604AF...  
 Alan Melnick  
 Director/Health Officer

  
**APPROVED:**   
 CLARK COUNTY, WASHINGTON  
 BOARD OF COUNTY COUNCILORS

DATE: 7/18/17  
 SR# JR 148-17



**APPROVED:** \_\_\_\_\_  
 Robert Stevens, Deputy County Manager

DATE: \_\_\_\_\_

**BUDGET IMPACT ATTACHMENT****Part I: Narrative Explanation**

I. A – Explanation of what the request does that has fiscal impact and the assumptions for developing revenue and costing information

**Part II: Estimated Revenues**

Fund #/Title	Current Biennium		Next Biennium		Second Biennium	
	GF	Total	GF	Total	GF	Total
1025/Environmental Public Health		108,750		36,250		
<b>Total</b>		108,750		36,250		

II. A – Describe the type of revenue (grant, fees, etc.)

- Grant

**Part III: Estimated Expenditures**

III. A – Expenditures summed up

Fund #/Title	FTE's	Current Biennium		Next Biennium		Second Biennium	
		GF	Total	GF	Total	GF	Total
1025			108,750		36,250		
<b>Total</b>			108,750		36,250		

III. B – Expenditure by object category

Fund #/Title	Current Biennium		Next Biennium		Second Biennium	
	GF	Total	GF	Total	GF	Total
Salary/Benefits		106,875.00		26,812.50		
Contractual						
Supplies		937.50		312.50		
Travel		562.50		187.50		
Other controllables		375		8,937.50		
Capital Outlays						
Inter-fund Transfers						
Debt Service						
<b>Total</b>		108,750.00		36,250.00		