



Day Management Corporation dba Day Wireless Systems  
 2902 Hewitt Avenue, Everett, WA 98201  
 Tel: 425-258-0554 ~ Fax: 425-258-2949

Vancouver Police Dept.  
 605 E. Evergreen Blvd.  
 Vancouver, WA 98661

Inventory # 491820

**CERTIFICATE CONCERNING DESIGN AND CONSTRUCTION  
 OF ELECTRONIC SPEED MEASURING DEVICES  
 IRLJ RULE 6.6 EFFECTIVE 1/3/2006**

I, **Les J. Boyd**, do certify under penalty of perjury as follows:

I am employed with **DAY WIRELESS SYSTEMS**. My duties include supervising the maintenance and repair of Doppler and Laser speed measuring devices (SMD's) used by The **VANCOUVER POLICE DEPT.** **2YR CAL CYCLE**

<u>Manufacturer</u>	<u>RADAR Model</u>	<u>Serial Number</u>
KUSTOM	GOLDEN EAGLE II	XE35820
	ANTENNA	DE69535
	ANTENNA	DE69536
	30 MPH TUNING FORK	24372
	55 MPH TUNING FORK	24381

I have the following qualifications with respect to the above stated SMD:

Washington Technical Institute for Radio/Electronics, Bell & Howell for Electronics and Advanced Schools Incorporated for Automotive/Electronics, plus numerous courses pertaining to communications and electronics through GTE/Verizon, 30 years of experience in repair, maintenance, and calibration of electronic products. Successfully completed the MPH Industry factory training course on moving and stationary Doppler SMD's and completed factory service training courses on repair/calibration of the Laser Technologies INC. (LTI) Lidar products.

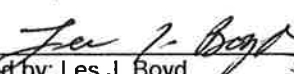
Our company maintains manuals for the above stated SMD. I am personally familiar with those manuals and how the SMD is designed and operated. All initial testing of this SMD was performed under my direction. I evaluated this unit and found it to meet or exceed existing performance standards.

**The Doppler program specifies:** Test procedures consisting of utilizing a precision Transmitter/Receiver (VOACR HR). The above unit tuning fork/s is tested. The MPH plus output frequency of the fork/s is displayed and recorded for accuracy. In the stationary mode a single frequency is introduced to simulate target speed. In the moving mode two frequencies are introduced simultaneously to simulate target and patrol speeds. Utilizing precision mixer test unit (VOCAR HR WAND) the frequency output/s of the listed SMD is measured for accuracy. Operational tests consists of power up, lamp test, ICT, Squelch, day/night, lock, remote, lock/release/hold, audio, low voltage, range, opp/same lane and fast mode. Above tests are recorded on a Performance report and provided for the above agency.


The SMD listed above was tested and calibrated for accuracy on **JULY 24, 2019**.

Day Wireless Systems does hereby certify the above listed SMD meets manufacturer's published specifications and has been calibrated using standards whose accuracy's are: In compliance and traceable to the National Institute of Standards and Technology.

Based upon my education, training, experience, and knowledge of the SMD listed above, it is my opinion that it is so designed and constructed as to accurately employ the Doppler effect in such a way that it will give accurate measurements of the speed of motor vehicles when properly calibrated and operated by a trained operator.

  
 Certified by: Les J. Boyd  
 Place: Everett, Washington

STATE OF WASHINGTON )  
 )  
 County of Snohomish ) ss.




Signed or attested before me on **JULY 30, 2019** by Les J. Boyd

Kustom Golden Eagle IIX Radar



4787

  
 Susan C. Gorgas  
 NOTARY PUBLIC in and for the State of  
 Washington, residing in Everett. My MP  
 Appointment expires January 5, 2021.



2902 HEWITT AVENUE  
 EVERETT, WA 98201-3822  
 www.daywireless.com  
 (425) 258-0554

# SMD PERFORMANCE REPORT RADAR

*24 Cal Cycle*

CUSTOMER VANCOUVER PD	MANUFACTURER CUSTOM	BAND KA
ADDRESS VANCOUVER PD	MODEL NUMBER Golden Eagle II	
CITY VANCOUVER PD	UNIT SERIAL NUMBER XE 37820	DATE REC'D 7.24.19
STATE WA	ANTENNA SERIAL # DE 69535	DATE CAL'D 7.24.19
TEL VANCOUVER PD	FREQUENCY GHZ 35.498	ASSET NUMBER 724.21
REASON FOR SERVICE ROUTINE CALIBRATION <input checked="" type="checkbox"/>	FREQUENCY GHZ 35.520	PERFORMANCE TESTS PASS
	SENSITIVITY PASS <input checked="" type="checkbox"/>	LAMP TEST <input checked="" type="checkbox"/>
	SENSITIVITY PASS <input checked="" type="checkbox"/>	ICT <input checked="" type="checkbox"/>
	SENSITIVITY PASS <input checked="" type="checkbox"/>	SQUELCH <input checked="" type="checkbox"/>
	SPEED ACCURACY	
	STATIONARY PASS <input checked="" type="checkbox"/>	MOVING PASS <input checked="" type="checkbox"/>
COMMENTS <i>Call to Specs</i>	TUNING FORK	
	MPH 30 SN 24372	HZ 3208
	MPH 55 SN 24381	HZ 5898
	LOW VOLTAGE <input checked="" type="checkbox"/>	RANGE <input checked="" type="checkbox"/>
	RFI <input checked="" type="checkbox"/>	HOLD/STBY <input checked="" type="checkbox"/>
	REMOTE <input checked="" type="checkbox"/>	COHESION DET. <input checked="" type="checkbox"/>
	SAME LANE <input checked="" type="checkbox"/>	PAST
TECHNICIAN SIGNATURE <i>Jan P. Boyd</i>		