








ADA Compliance Program

Clark County Facilities Transition Plan Clark County Center for Community Health – 1st Floor

Date of Survey: April 25, 2006
 Conducted by: Teresa Guise, Vern Perry and Tim McVicker

	<p>Item # 1 Issue: Drinking Fountain - Protrusion Limits Issue: Location: 1st Floor Code: ANSI 307.2 Protrusion Limits. Objects with leading edges more than 27 inches and not more than 80 inches above the floor shall protrude 4 inches maximum horizontally into the circulation path.</p> <p>The drinking fountain shown protrudes 11 inches and the height shown is 32 3/8 inches.</p> <p>Notes: Recommendations: 1st floor fountains should be recessed into an alcove. Barrier's Constructed around fountains</p>
	<p>Item # 2 Issue: Telephone – 1st Floor – Protrusion Limits - Typical Issue: Location: 1st Floor Code: ANSI 307.2 Protrusion Limits. Objects with leading edges more than 27 inches and not more than 80 inches above the floor shall protrude 4 inches maximum horizontally into the circulation path.</p> <p>Notes: Recommendations: Telephone should be recessed into an alcove. Barrier's constructed around telephone</p>
	<p>Item # 3 Issue: Signage Issue: Sign location – Signs indicate restrooms are accessible. However, restrooms do not meet code for accessibility. Location: First Floor (Hallway directory, water closets, and shower rooms) Code: ANSI Section: Chapter 7</p> <p>ANSI 703 Signs – Please refer to ANSI standards for complete sign requirements (Accessible and ambulatory) ANSI – 703.3.11 Location – Where a tactile sign is provided at a door, the sign shall be alongside the door at the latch side. ANSI – 703.3.10 – Height Above Floor – Tactile characters shall be 48 inches minimum above the floor, measured to</p>

	<p>the baseline of the lowest tactile character and 60 inches maximum above the floor, measured to the baseline of the highest tactile character.</p> <p>Restrooms that do not meet accessibility code, should be identified as ambulatory with signs indicating where fully accessible restrooms are located.</p> <p>Notes:</p>
	<p>Item # 4</p> <p>Issue: Chairs in Bathrooms</p> <p>Issue: Coat Hooks</p> <p>Location:</p> <p>Code: IBC Section 1109.8.3 – Coat Hooks and Folding Shelves</p> <p>Where coat hooks and folding shelves are provided in toilet rooms, toilet compartments, or in dressing, fitting or locker rooms, at least one type shall be accessible and shall be provided in accessible toilet rooms without toilet compartments, accessible toilet compartments and accessible dressing, fitting and locker rooms.</p> <p>Notes: Chairs were placed in bathrooms as a device to place clothing while showering. However, the chairs obstruct accessibility.</p> <p>Recommendations:</p> <ul style="list-style-type: none"> • Remove chairs and install peg-hooks in all shower rooms • Ensure at least one type of hook or shelf is accessible. (Reach range)
	<p>Item # 5</p> <p>Issue: Exposed Pipes in Restroom off Classroom</p> <p>Issue:</p> <p>Location: 1st Floor Restroom</p> <p>Code: ANSI 606.6 - Exposed Pipes and Surfaces</p> <p>Water supply and drainpipes under lavatories and sinks shall be insulated or otherwise configured to protect against contact. There shall be no sharp or abrasive surfaces under lavatories and sinks.</p> <p>Notes: Recommendations: Install pipe coverings</p>

	<p>Item # 6</p> <p>Issue: Television Cabinets - Access to audio components in cabinet.</p> <p>Issue:</p> <p>Location: First Floor (typical)</p> <p>Code: ANSI Section – 309.4 Operation</p> <p>Operable parts shall be operable with one hand and shall not require tight grasping, pinching, or twisting of the waist. The force required to activate operable parts shall be 5.0 pounds.</p> <p>Notes: Recommendation: Acquire cabinet with latch that can be opened with closed fist. - or - Acquire shelf cabinet with no doors.</p>
	<p>Item # 7</p> <p>Issue: Magazine Rack - Reach Range</p> <p>Issue:</p> <p>Location: First Floor</p> <p>Code: ANSI Section – 308.2.1 Unobstructed</p> <p>Where a forward reach is unobstructed, the high forward reach shall be 48 inches maximum and the lower forward reach shall be 15 inches minimum above the floor.</p> <p>Notes: Recommendations:</p> <ul style="list-style-type: none"> • Remove ottoman from in front of display shelf. • Lower display shelf. • Place sign by shelf indicating that clients should ask for assistance if they cannot reach all materials.
	<p>Item # 8</p> <p>Issue: Reach Range - Counter Height for Food Service</p> <p>Issue:</p> <p>Location: First Floor Dining Rooms and Break Rooms (Typical)</p> <p>Code: ANSI Section – 308.2.1 Unobstructed</p> <p>Where a forward reach is unobstructed, the high forward reach shall be 48 inches maximum and the lower forward reach shall be 15 inches minimum above the floor. Coffee dispenser handles are at 60".</p> <p>Notes: Recommendations:</p>

- Counter should be lowered to allow access to coffee dispensers
- Sign indicating that clients should ask for help if needed.



Item # 9
 Issue: Refrigerator in Break Room – Cabinet Height 41”
 Issue:
 Location: 1st Floor
 Code: ANSI Section – 308.2.1 Unobstructed

Where a forward and side reach is unobstructed, the high forward reach shall be 48 inches maximum and the lower forward reach shall be 15 inches minimum above the floor.

Notes: Reach range to mid-area of highest shelf 60”
 Reach range to coffee dispenser handle on top of cabinet 60”

Recommendation:

- Refrigerator should be lowered
- Sign indicating that clients should ask for help if needed.



Item # 10
 Issue: File Cabinet Obstructs Door Swing Clearance
 Issue:
 Location: Room #B171
 Code:

ANSI Section – 404.2.3.1 Maneuvering Clearances at Manual Swinging Doors –



Approach Direction	Door Side	Perpendicular to Doorway	Parallel to Doorway (beyond latch)
From Latch Side	Pull	48 inches	24 inches

Notes: Recommendation: Remove portable cabinet



Item # 11
 Issue: Seating at Tables – No Wheelchair Access
 Issue:
 Location: 1st Floor – Evaluation and Treatment Center
 Code: IBC Section: 1109.11 Seating at Tables, Counters and Work Surfaces –

Where seating or standing space at fixed or built-in

	<p>tables, counters or work surfaces is provided in accessible spaces, at least 5 percent of the seating and standing spaces, but not less than one, shall be accessible.</p> <p>Notes:</p>
	<p>Item # 12</p> <p>Issue: Shower Accessibility, Grab Bars and Seating</p> <p>Issue:</p> <p>Location:</p> <p>Code:</p> <p>Notes:</p>
	<p>Item # 13</p> <p>Issue: Signs Do not have Braille</p> <p>Issue:</p> <p>Location: Detoxification Center Restroom</p> <p>Code: ANSI Section: Section 703.4.4</p> <p>Braille shall be below the corresponding text (on signs).</p> <p>Notes:</p>