






# ADA Compliance Program



## Clark County Facilities Transition Plan Clark County Center for Community Health – 2nd Floor

Date of Survey: May 5, 2006

Conducted by: Teresa Guise, Vern Perry, Tim McVicker

|  |  |
|--|--|
|  | <p>Item # 1</p> <p>Issue: Protrusion Limits - Typical installation throughout the building</p> <p>Issue:</p> <p>Location: Drinking Fountain – 2nd Floor Lobby</p> <p>Code: ANSI 307.2 Protrusion Limits.<br/>Objects with leading edges more than 27 inches and not more than 80 inches above the floor shall protrude 4 inches maximum horizontally into the circulation path.</p> <p>Notes: The drinking fountain shown protrudes 11 inches and the height shown is 32 3/8 inches.<br/>Recommendations:<br/>Fountains should be recessed into an alcove.<br/>Construct barriers around fountains</p>                             |
|  | <p>Item # 2</p> <p>Issue: Stairs – 2nd<sup>st</sup> Floor Lobby Vertical Clearance</p> <p>Issue:</p> <p>Location: 2<sup>nd</sup> Floor – main Lobby</p> <p>Code: ANSI 307.4 Reduced Vertical Clearance<br/>Guardrails or other barriers shall be provided where object protrusion is beyond limits allowed by Sections 307.2 and 307.3, and where the vertical clearance is less than 80 inches above the floor. The leading edge of the guardrail or barrier shall be 27 inches maximum above the floor.</p> <p>Notes: Recommendations:<br/>Construct Barrier<br/>Position furniture to block access to area under stairwell.</p> |
|  | <p>Item # 3</p> <p>Issue: Cabinet Vertical Clearance</p> <p>Issue: Vertical Grab Bar</p> <p>Location: Restroom – 2nd<sup>st</sup> Floor</p> <p>Code: ANSI 307.4 Reduced Vertical Clearance<br/>Guardrails or other barriers shall be provided where object</p>   |

|   |   |
|---|---|
|   | <p>protrusion is beyond limits allowed by Sections 307.2 and 307.3, and where the vertical clearance is less than 80 inches above the floor. The leading edge of the guardrail or barrier shall be 27 inches maximum above the floor.</p> <p>UBC 1997 – Section 1106.6.4.1.2 Water Closet<br/> 1. Parallel approach<br/> Fifty-six inches minimum measured from the wall behind the water closet<br/> 2. Forth-eight inches minimum measured from a point 18 inches from the center line of the water closet on the side designated for the installation of grab bars.</p> <p>ANSI 604.5.1 – Vertical Grab Bar</p> <p>Notes: The wall hung cabinet in Photo A should be removed and this restroom identified as accessible.</p> |
|    | <p>Item # 4</p> <p>Issue: Vertical Grab Bar</p> <p>Issue:</p> <p>Location: Restroom – 2nd<sup>st</sup> Floor</p> <p>Code: ANSI 604.5.1</p> <p>Notes: The restroom is equipped for use as a UA test station though it is identified as an accessible restroom. It is recommended that this restroom not be identified as accessible but used exclusively for UA testing. (Remove accessibility sign – Identify it for UA Testing)</p>  |
|  | <p>Item # 5</p> <p>Issue: Passage way Obstruction</p> <p>Issue:</p> <p>Location: 2<sup>nd</sup> Floor East Hallway</p> <p>Code: 2003 IBC 1020.2 Width.<br/> The width of exit passageways shall be determined as specified in Section 1005.1 but such width shall not be less than 44 inches (1118 mm), except that exit passageways serving an occupant load of less than 50 shall not be less than 36 inches (914 mm) in width. The required width of exit passageways shall be unobstructed.</p> <p>Notes: Recommendation: Remove desks in hallway</p>   |
|  | <p>Item # 6</p> <p>Issue: Elevator Visual and Audible Signals, Audible signals for indicators for Up and Down, Differentiation</p> <p>Issue:</p> <p>Location: Building</p> <p>Code: ANSI 407.2.1.7 Destination-orientated Elevator Signals<br/> Destination-oriented elevators shall be provided with visible and audible signals to indicate which car is responding to a call. The audible signal shall be activated</p>  |

|   |   |
|---|---|
|   | <p>by pressing a function button. The function button shall be identified by the International Symbol for Accessibility and tactile indication.</p> <p>ANSI 407.2.2.3 Audible Signals</p> <p>Audible signals shall sound once for the up direction and twice for the down direction. The audible signal shall be a minimum of 10 dBA above ambient, but shall not exceed 80 dBA, measured at the hall call button.</p> <p>ANSI 407.2.2.4 Differentiation</p> <p>Each destination-oriented elevator in a bank of elevators shall have audible and visible means for differentiation.</p> <p>ANSI 407.2.2.1 Visible and Audible Signals</p> <p>A visible and audible signal shall be provided at each hoistway entrance to indicate which car is answering a call and the car's direction of travel. Where in-car signals are provided they shall be visible from the floor area adjacent to the hall call buttons.</p> <p>Notes:</p> |
|   | <p>Item # 7</p> <p>Issue: Signage</p> <p>Issue:</p> <p>Location: Staff restroom – 2<sup>nd</sup> floor</p> <p>Code: ANSI Section – 703 Signs</p> <p>Notes: "Staff Only" sign obstructs view of restroom accessibility sign. Staff sign was removed and repositioned above the accessibility sign.</p>   |
|  | <p>Item # 8</p> <p>Issue: Pipe Covering</p> <p>Issue:</p> <p>Location: Break Room – 2<sup>nd</sup> Floor</p> <p>Code: ANSI Section – 606.6 Exposed Pipes and Surfaces</p> <p>Water supply and drainpipes under lavatories and sinks shall be insulated or otherwise configured to protect against contact. There shall be no sharp or abrasive surfaces under lavatories and sinks.</p> <p>Notes: Recommendation: Insult or pad exposed pipe</p>  |