



May 28, 2019

## SURVEY REPORT FOR 5/30/2019 SMAC FORUM MEETING

This report includes survey results from 4/22/2019-5/13/2019 and compares the overall county-wide results to Yacolt Mountain-Top Quarry results.

This survey was created after the first Surface Mining Advisory Committee forum meeting where public concerns regarding quarries were brought forward.

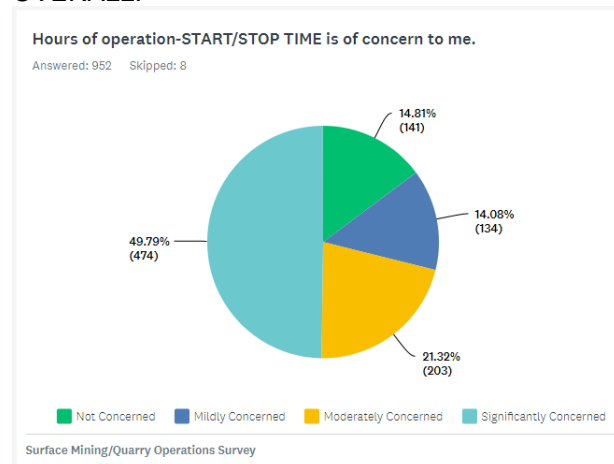
The public concerns were compiled and the concerns were released in survey form for the purposes of:

- 1) broadening the access to voice public concerns to include those that could not attend meetings;
- 2) clarifying the residents' priority of public concerns *at the specific quarry sites*, and;
- 3) setting the priority of the public concern issues raised by the residents, so that the Surface Mining Advisory Committee Forum agendas can be prioritized accordingly.

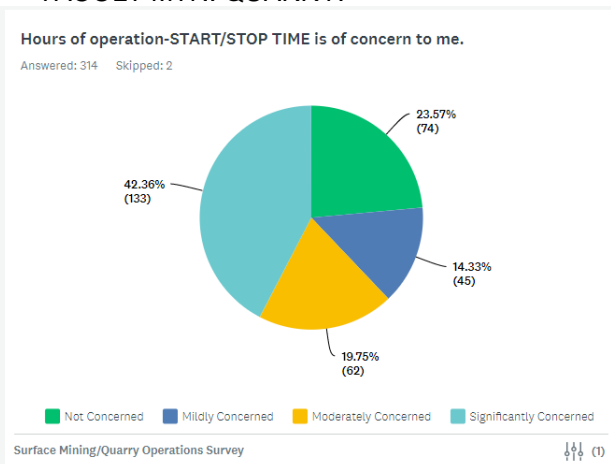
There were 960 responses county-wide and 314 that specified that their area of concern was Yacolt Mountain Quarry.

Report data was pulled directly from screenshot results on SurveyMonkey.com to be deposited in this report and has not been otherwise downloaded or altered in any manner. Report results compiled and presented by Marilee McCall, Neighborhood Program Coordinator.

### OVERALL:



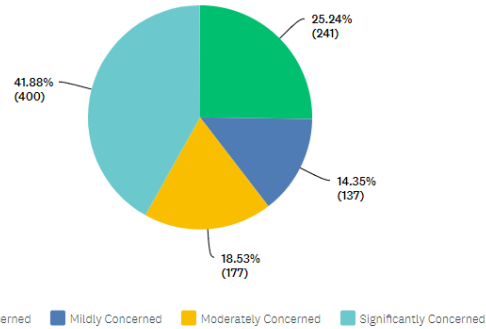
### YACOLT MTN. QUARRY:



## OVERALL:

Hours of Operation-CONFLICTS WITH BUS SCHEDULES is of concern to me...

Answered: 955 Skipped: 5

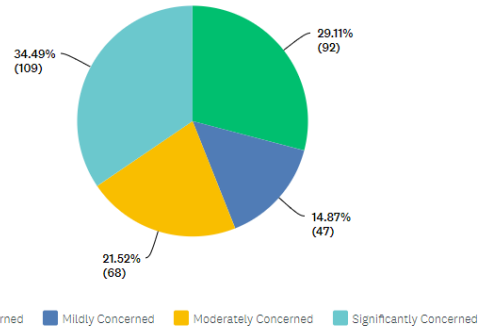


Surface Mining/Quarry Operations Survey

## YACOLT MTN. QUARRY

Hours of Operation-CONFLICTS WITH BUS SCHEDULES is of concern to me...

Answered: 316 Skipped: 0

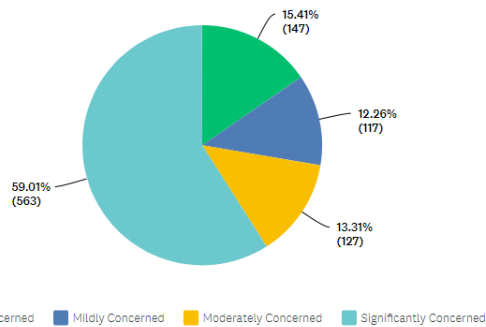


Surface Mining/Quarry Operations Survey

1 (1)

NOISE from Blasting and Crushing is of concern to me.

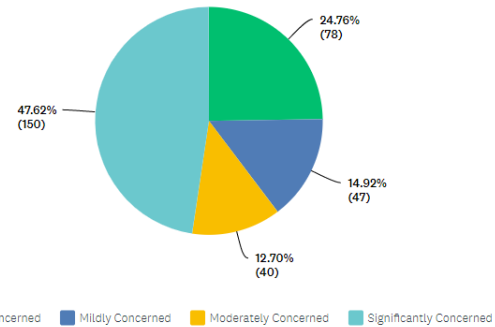
Answered: 954 Skipped: 6



Surface Mining/Quarry Operations Survey

NOISE from Blasting and Crushing is of concern to me.

Answered: 315 Skipped: 1

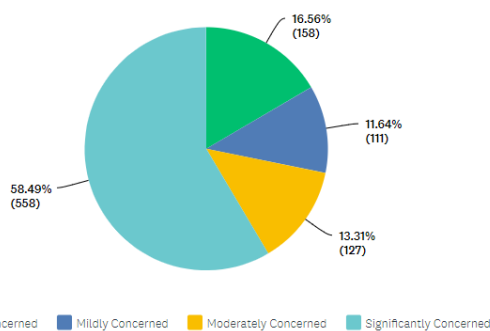


Surface Mining/Quarry Operations Survey

1 (1)

VIBRATION from Blasting is of concern to me.

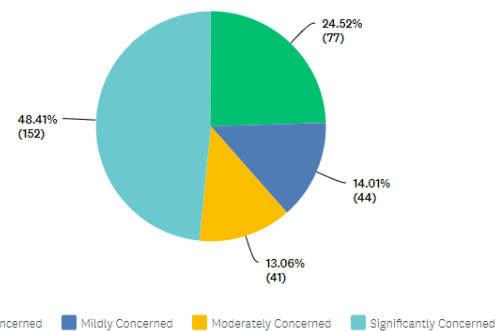
Answered: 954 Skipped: 6



Surface Mining/Quarry Operations Survey

VIBRATION from Blasting is of concern to me.

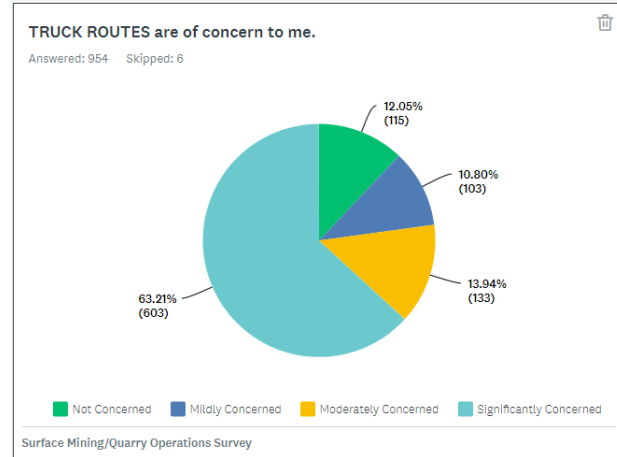
Answered: 314 Skipped: 2



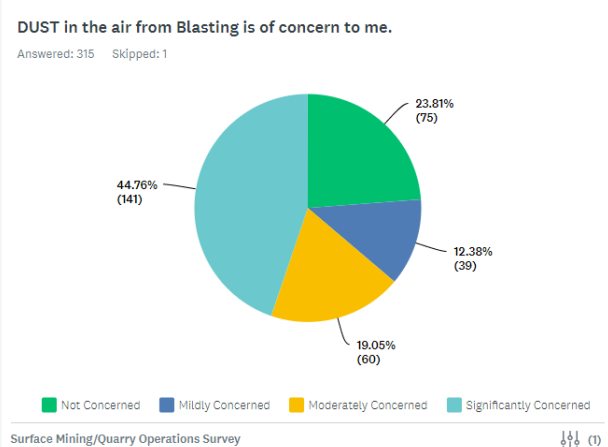
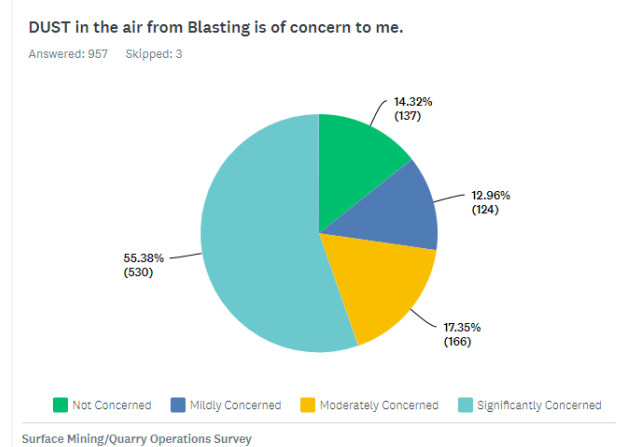
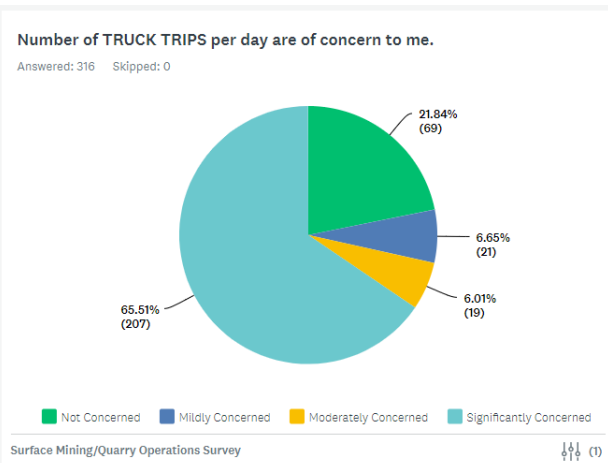
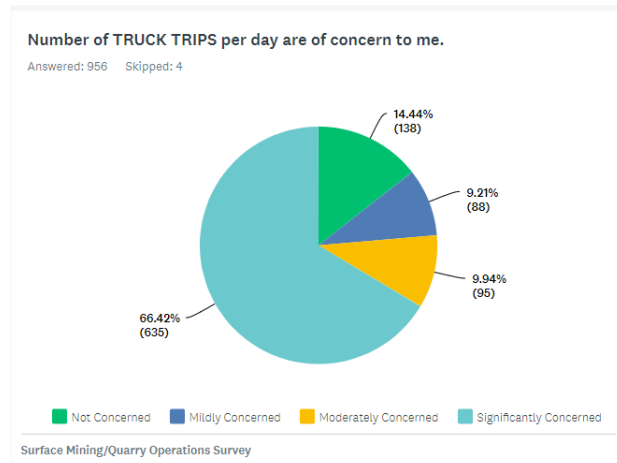
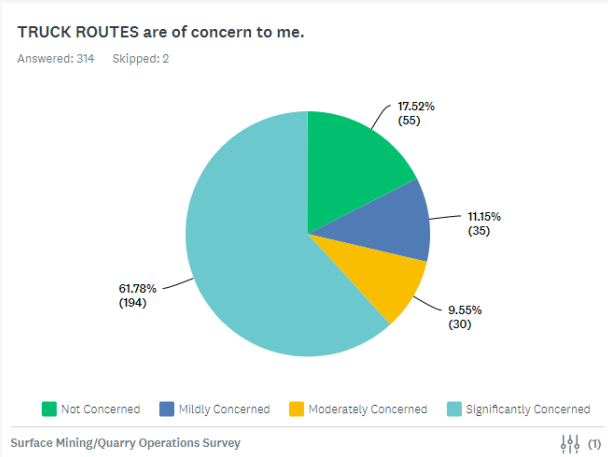
Surface Mining/Quarry Operations Survey

1 (1)

## OVERALL:



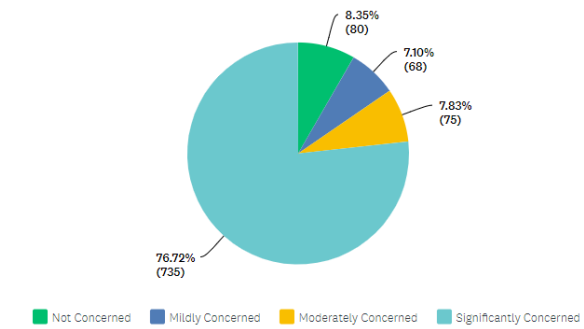
## YACOLT MTN. QUARRY:



## OVERALL:

### Protection and Quality of GROUNDWATER are of concern to me.

Answered: 958 Skipped: 2

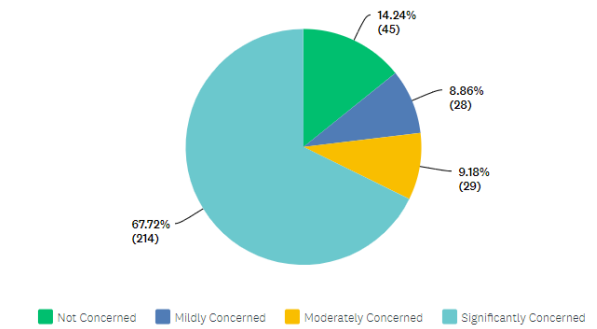


Surface Mining/Quarry Operations Survey

## YACOLT MTN. QUARRY:

### Protection and Quality of GROUNDWATER are of concern to me.

Answered: 316 Skipped: 0

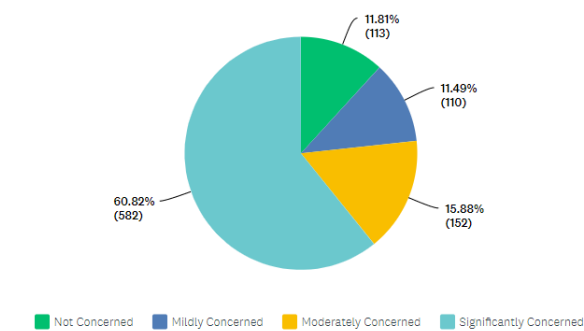


Surface Mining/Quarry Operations Survey

111 (1)

### Protection against/Prevention of LANDSLIDES is of concern to me.

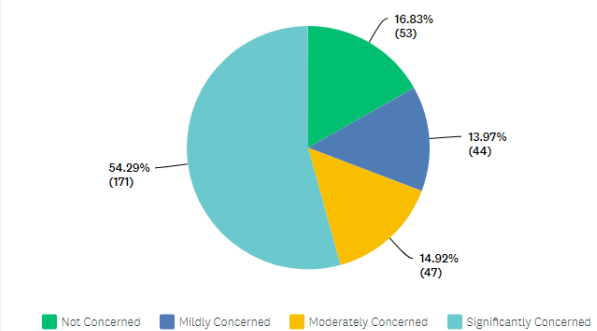
Answered: 957 Skipped: 3



Surface Mining/Quarry Operations Survey

### Protection against/Prevention of LANDSLIDES is of concern to me.

Answered: 315 Skipped: 1



Surface Mining/Quarry Operations Survey

111 (1)

**PRIORITIZATION OF CONCERNS** – These have been put in order of #1-#6 according to scores.

**Overall answers:**

	1	2	3	4	5	6	TOTAL	SCORE
▼ ENVIRONMENTAL PROTECTION - DUST/Air Quality and GROUND WATER Quality	40.42% 363	19.38% 174	13.81% 124	14.92% 134	7.02% 63	4.45% 40	898	4.58
▼ TRUCK ROUTES/Number of TRUCK TRIPS PER DAY	23.02% 204	16.03% 142	21.90% 194	19.53% 173	13.88% 123	5.64% 50	886	3.98
▼ BLASTING - Noise & Vibration	11.81% 105	23.06% 205	26.32% 234	19.24% 171	14.06% 125	5.51% 49	889	3.83
▼ HOURS OF OPERATION - Start/Stop time & Conflicts w/bus schedule	11.34% 100	16.55% 146	15.53% 137	19.84% 175	21.09% 186	15.65% 138	882	3.30
▼ LANDSLIDE Protection/Prevention	5.97% 54	19.56% 177	14.25% 129	15.03% 136	29.61% 268	15.58% 141	905	3.10
▼ REBUILDING TRUST with operations and enforcement	10.43% 97	6.45% 60	8.06% 75	10.11% 94	13.66% 127	51.29% 477	930	2.36

**Yacolt Mtn. Top Quarry answers:**

	1	2	3	4	5	6	TOTAL	SCORE
▼ ENVIRONMENTAL PROTECTION - DUST/Air Quality and GROUND WATER Quality	37.28% 107	17.42% 50	14.63% 42	15.68% 45	8.71% 25	6.27% 18	287	4.40
▼ TRUCK ROUTES/Number of TRUCK TRIPS PER DAY	30.25% 85	16.01% 45	19.57% 55	16.73% 47	12.81% 36	4.63% 13	281	4.20
▼ BLASTING - Noise & Vibration	6.81% 19	22.22% 62	23.30% 65	22.22% 62	17.20% 48	8.24% 23	279	3.54
▼ HOURS OF OPERATION - Start/Stop time & Conflicts w/bus schedule	10.07% 28	21.58% 60	15.83% 44	14.75% 41	20.50% 57	17.27% 48	278	3.34
▼ LANDSLIDE Protection/Prevention	7.29% 21	15.28% 44	18.06% 52	18.75% 54	26.39% 76	14.24% 41	288	3.16
▼ REBUILDING TRUST with operations and enforcement	11.71% 35	7.36% 22	9.36% 28	9.36% 28	14.38% 43	47.83% 143	299	2.49