



Clark County Public Health Communicable Disease Surveillance Report

December 2019

NOTE: The purpose of this report is to summarize general communicable disease data and trends. Users should be aware of analysis methods and data notes outlined at the end of this report to correctly interpret data. Only select conditions and case classifications are included in this report, with priority given to conditions with higher case counts and/or public health impact.

Summary

- In December 2019, **Campylobacter** was the most common non-STD notifiable conditions reported. Pertussis activity was below expected thresholds for the month.
- This month's Communicable Disease Spotlight provides an update on the current influenza season, and can be found on page 2.

Condition	November 2019	December 2019	YTD through Dec 2019	YTD through Dec 2018	% Change
Botulism	0	0	1	1	0.00%
Campylobacteriosis	6	9	114	93	22.58%
Chlamydia	137	166	2007	1972	1.77%
Coccidioidomycosis	1	0	6	3	100.00%
Cryptosporidiosis	1	1	17	17	0.00%
Cyclosporiasis	0	0	1	2	-50.00%
Dengue fever	0	0	1	1	0.00%
Giardiasis	3	2	34	45	-24.44%
Gonorrhea	40	45	538	659	-18.36%
Haemophilus influenzae	2	1	4	0	0.00%
Hepatitis A	0	0	4	3	33.33%
Herpes simplex	17	23	279	283	-1.41%
Influenza-associated death	0	0	4	13	-69.23%
Legionellosis	0	3	12	13	-7.69%
Listeriosis	0	0	2	4	-50.00%
Lyme disease	0	0	1	2	-50.00%
Malaria	0	0	2	3	-33.33%
Measles	0	0	70	2	3400.00%
Meningococcal disease	0	0	0	1	-100.00%
Mumps	0	0	0	3	-100.00%
Pertussis	7	6	162	136	19.12%
Poliomyelitis	0	0	0	2	-100.00%
Prion disease	0	0	1	0	0.00%
Rabies, suspect exposure	1	0	11	11	0.00%
Rickettsiosis	0	0	0	0	0.00%
Salmonellosis	2	3	50	64	-21.88%
Shiga toxin-producing E. coli (STEC)	0	0	25	32	-21.88%
Shigellosis	3	1	12	13	-7.69%
Syphilis	0	4	105	84	25.00%
Tularemia	1	0	1	0	0.00%
Typhoid fever	0	0	1	0	0.00%
Unexplained critical illness or death	0	0	0	1	-100.00%
Vaping-associated lung injury	1	0	1	0	0.00%
Vibriosis (non-cholera)	0	0	8	28	-71.43%
Yersiniosis	0	1	7	8	-12.50%
Zika infection	0	0	0	2	-100.00%

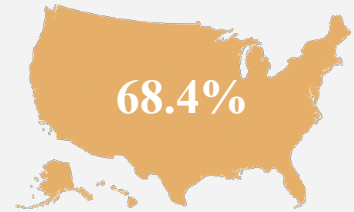
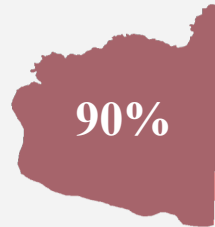
Communicable Disease Spotlight on the:

2019-2020 Influenza Season

The Communicable Disease Spotlight is a rotating feature which takes a closer look at public health topics of interest based on seasonality, media coverage, or impact on our community. In this month's spotlight, we provide an update on the 2019-2020 influenza season.

Influenza activity is widespread, B is the most commonly reported influenza type to date.

Forty-nine states, including Washington, and Puerto Rico have reported regional or widespread influenza activity. Seasonal flu is caused by Influenza A and B viruses. **Influenza B virus infections are more common among children**, and have been known to cause complications including hospitalization or death. It has been **27 years since Influenza B last predominated in the U.S.**



of positive flu tests typed as influenza B through Dec. 2019

National Health News

CDC releases 2019-2020 U.S. Flu Season Preliminary Burden Estimates

Estimates from the CDC's weekly influenza surveillance reports describe influenza burden through January 4, 2020. To date, there have been at least **9.7 million flu illnesses, 4.5 million medical visits, 87,000 hospitalizations, and 4,800 flu deaths** including **32 pediatric deaths**.

Although these numbers may seem high, severe disease indicators such as hospitalizations, deaths due to pneumonia and influenza, and pediatric deaths **are similar to what's been observed in previous years, and below epidemic thresholds.**

Clark County Health News

Peak Influenza Activity Reached

Clark County Public Health reported **peak influenza positivity during the week of December 15-21, 2019**, when 42.92% of all reported tests were positive for flu.

Weekly Flu Reports Available

Looking for more influenza updates? Check out the **Clark County Weekly Influenza Surveillance Report** on the Clark County Public Health website

<https://www.clark.wa.gov/public-health/data-sheets-and-reports>

Influenza Experts Share Their Flu Season Recommendations



Get vaccinated. Everyone ≥ 6 months of age should get their annual flu vaccine. It is not too late to get vaccinated if you have not already done so.

Stay home if you are ill.

Avoid spreading your illness to coworkers, friends, and family by staying home if you are ill. The CDC recommends that people stay home for 24 hrs. after fever resolves without the use of medicine, or at least 4-5 days after symptoms have started.

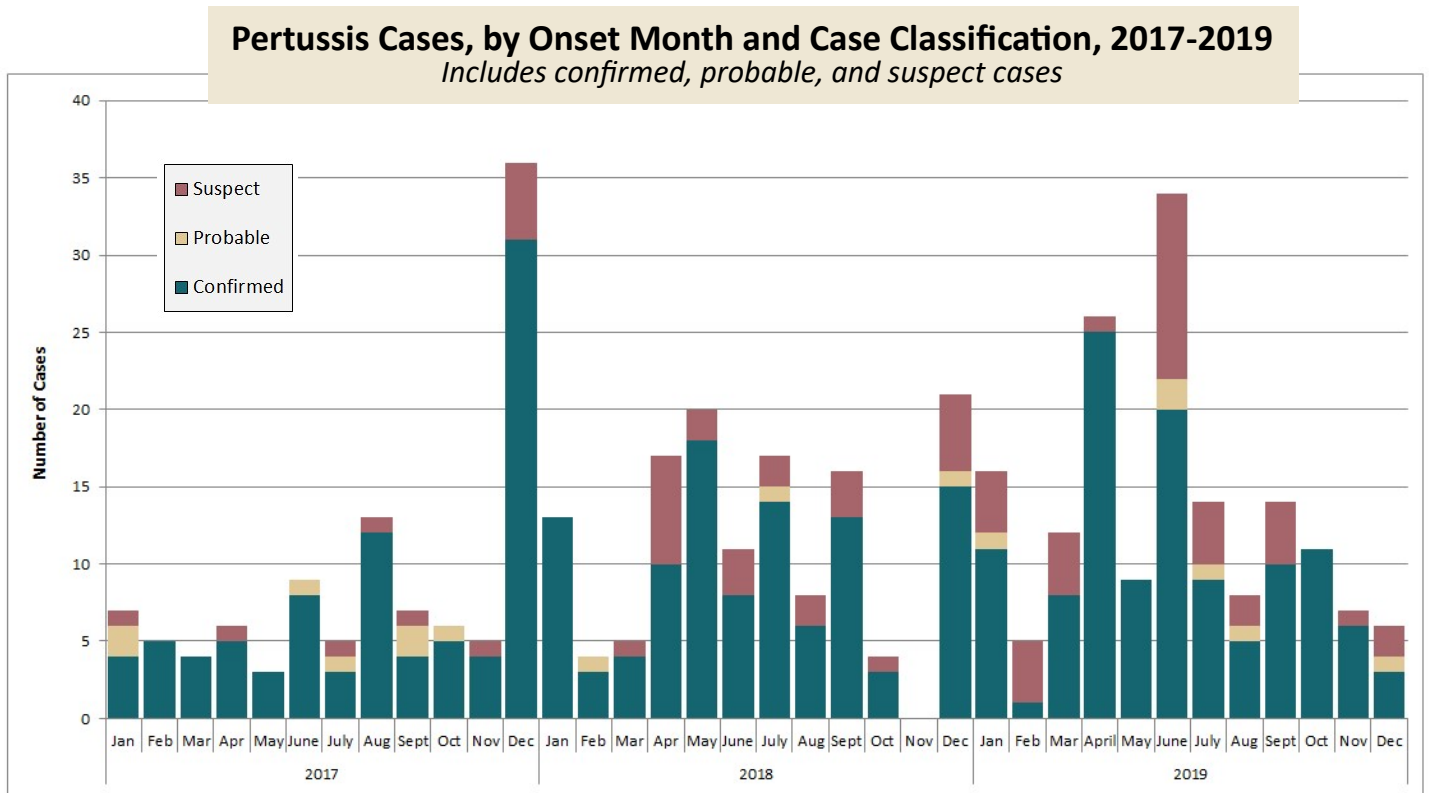
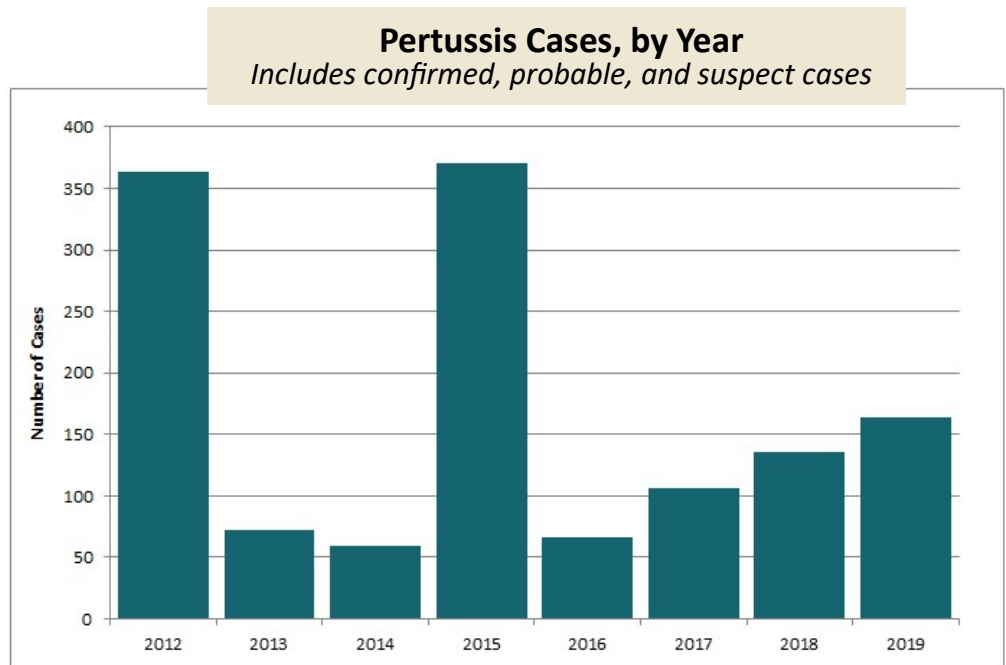


Pertussis Surveillance Updates

Summary

- Last month, a total of **6 pertussis cases** were reported in Clark County, 50% of which were confirmed cases.
- December case counts were **below expected thresholds**, indicating decreased pertussis activity.
- **162 pertussis cases** were reported in 2019, a **19% increase** from reports through December 2018.

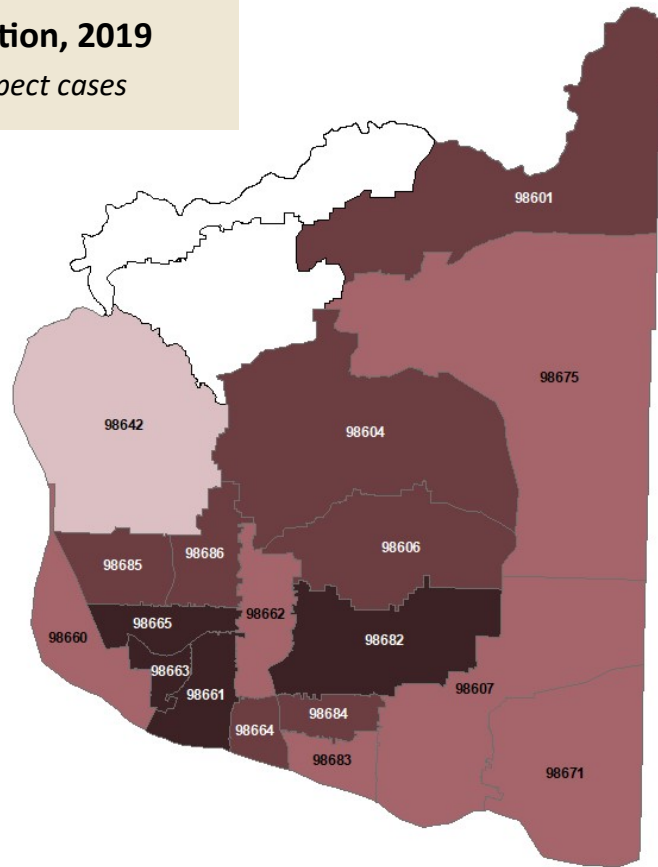
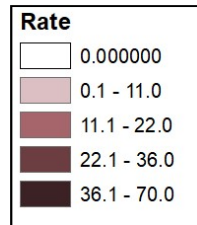
Year	Cases
2012	363
2013	72
2014	59
2015	371
2016	67
2017	106
2018	136
2019	162



Pertussis

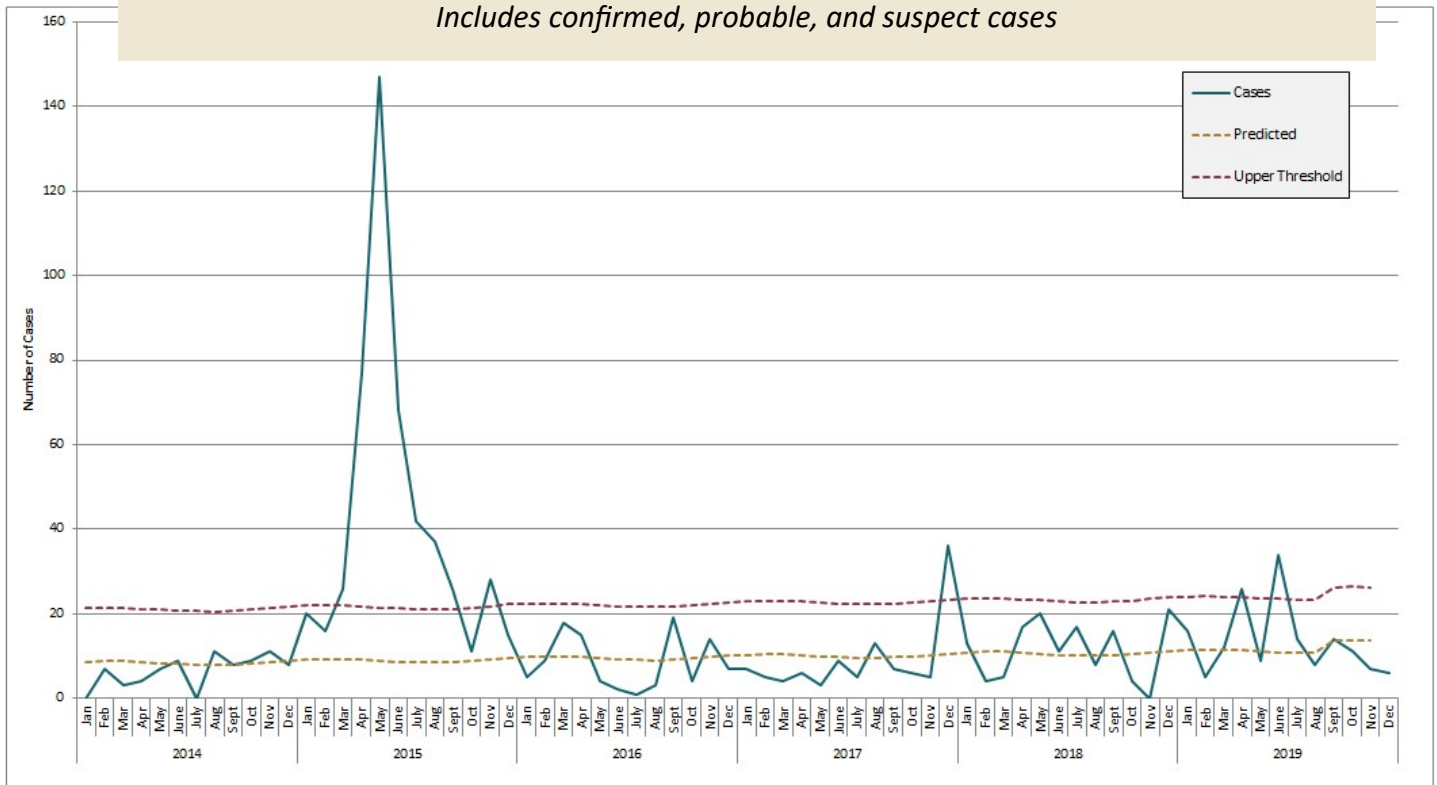
Pertussis rate per 100,000 population, 2019

Includes confirmed, probable, and suspect cases



Pertussis cases by month with predicted and upper thresholds, 2014-2019

Includes confirmed, probable, and suspect cases





Data Notes

- Cases included in this document were reported to Clark County Public Health (CCPH) and meet the following criteria:
 - ⇒ Resident of Clark County, WA at the time of report.
 - ⇒ Assigned a Washington State Department of Health case classification of confirmed, probable, or suspect.
- Conditions included herein may be reportable by law under Washington Administration Code chapter 246-101, or were obtained through voluntary submission.
- Data are provisional and subject to change.
- This report is prepared following the end of the calendar month; changes caused by delayed case reports, case deduplication, or erroneous data entries will be reflected in later reports.
- General communicable disease cases (confirmed, suspect, and probable) are counted based on notification date.
- STDs cases are counted by derived diagnosis date.
- Counts may not coincide with data in Washington State Department of Health reports due to reporting delays and minor variations in analysis.
- Select case classifications are excluded for Measles, Rubella, Diphtheria, Poliomyelitis, Lyme Disease, and Mumps.
- Conditions with zero case counts at all presented data points are excluded from this report.
- For the most comprehensive HIV surveillance data, as well as information on HIV outreach and prevention, visit the Washington State Department of Health HIV Statistics and Research page:
<https://www.doh.wa.gov/DataandStatisticalReports/DiseasesandChronicConditions/HIVAIDSData>
- Local-level Hepatitis B and C data is currently under review. For more information about Hepatitis in Washington state, visit the Washington State Department of Health Chronic Hepatitis Surveillance Page:
<https://www.doh.wa.gov/DataandStatisticalReports/DiseasesandChronicConditions/ChronicHepatitisSurveillance>



Communicable Disease Resources

- **Clark County Public Health Communicable Disease Webpage:**
 - ⇒ Data and reports: <https://www.clark.wa.gov/public-health/data-sheets-and-reports>
 - ⇒ Resources for healthcare providers: <https://www.clark.wa.gov/public-health/resources-healthcare-providers>
- **Washington State Department of Health Communicable Disease Resources:**
 - ⇒ List of notifiable conditions:
<https://www.doh.wa.gov/ForPublicHealthandHealthcareProviders/NotifiableConditions/ListofNotifiableConditions>
 - ⇒ Communicable disease surveillance data:
<https://www.doh.wa.gov/DataandStatisticalReports/DiseasesandChronicConditions/CommunicableDiseaseSurveillanceData>



Contact Information

Alyssa Carlson, MPH
Epidemiologist
Clark County Public Health
Phone: 564-397-8020
alyssa.carlson@clark.wa.gov

Madison Riethman, MPH, CPH
Epidemiologist
Clark County Public Health
Phone: 564-397-8242
madison.riethman@clark.wa.gov