

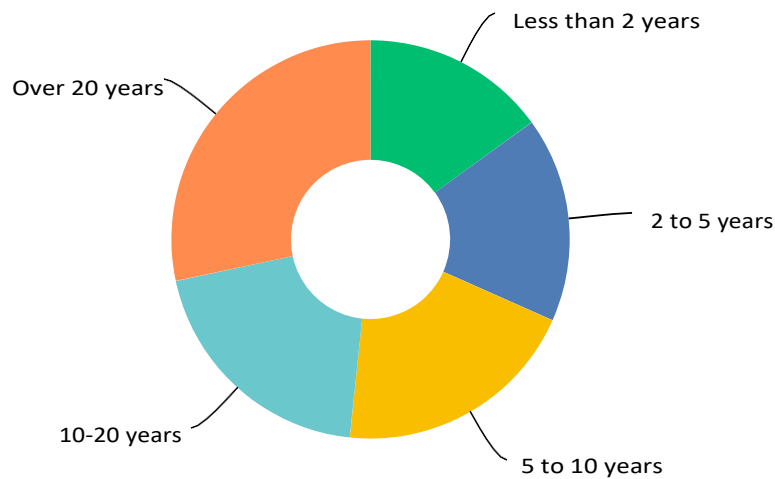
Thank you to all our neighbors who took the time to complete our Truman Neighborhood survey.

Your answers were very helpful, giving us a clear message on how we can help those who need help within our community, how to bring neighbors together to help build a strong community and sense of ownership.

It takes a community to run a community.

Q1 How long have you lived in the Truman Neighborhood?

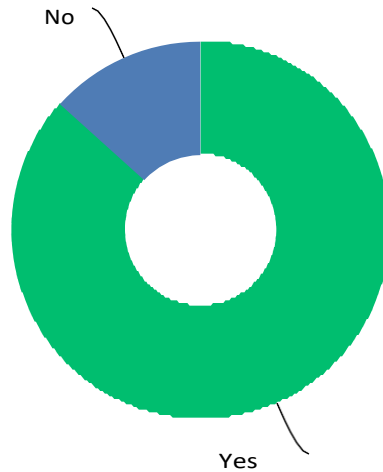
Answered: 60 Skipped: 0



ANSWER CHOICES	RESPONSES	
Less than 2 years (1)	15.00%	9
2 to 5 years (2)	16.67%	10
5 to 10 years (3)	20.00%	12
10-20 years (4)	20.00%	12
Over 20 years (5)	28.33%	17
TOTAL		60

Q2 Did you know about our Truman Neighborhood Association and our community activities?

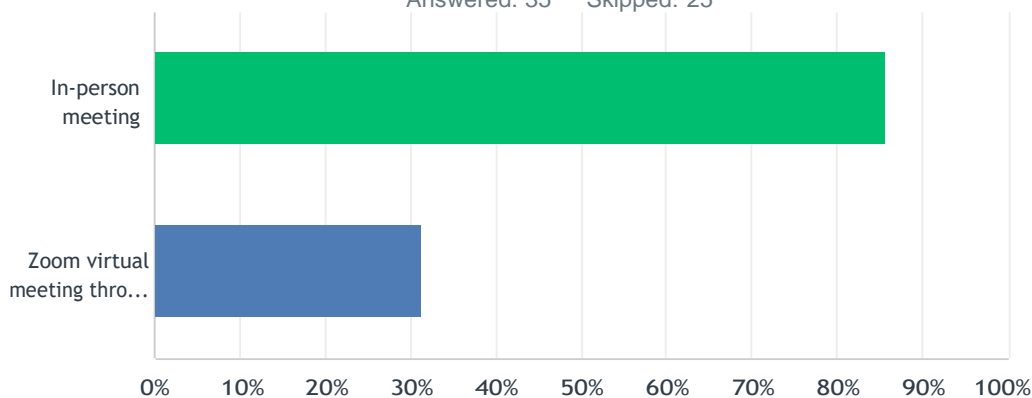
Answered: 60 Skipped: 0



ANSWER CHOICES	RESPONSES	
Yes	86.67%	52
No	13.33%	8
TOTAL		60

Q3 In the last 5 years, have you attended a Truman Neighborhood Association general membership meeting? (check all that apply)

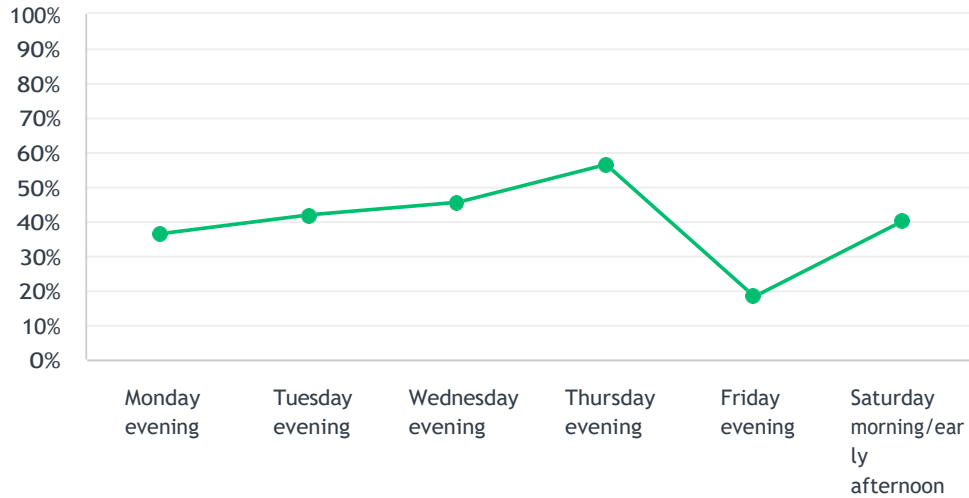
Answered: 35 Skipped: 25



ANSWER CHOICES	RESPONSES	
In-person meeting	85.71%	30
Zoom virtual meeting through computer link	31.43%	11
Total Respondents: 35		

Q4 What day of the week would you be most available to attend a neighborhood meeting? (check all that apply)

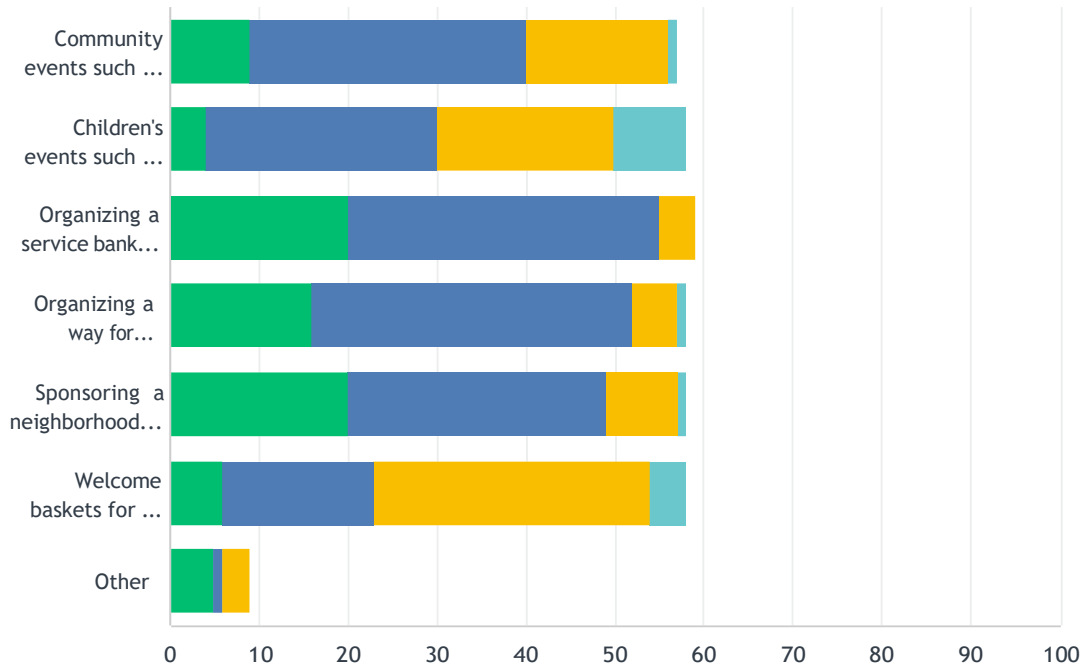
Answered: 55 Skipped: 5



ANSWER CHOICES	RESPONSES	
Monday evening	36.36%	20
Tuesday evening	41.82%	23
Wednesday evening	45.45%	25
Thursday evening	56.36%	31
Friday evening	18.18%	10
Saturday morning/early afternoon	40.00%	22
Total Respondents: 55		

Q5 Please rank the importance/value of various Neighborhood activities and offerings that we have worked on in the past.

Answered: 59 Skipped: 1



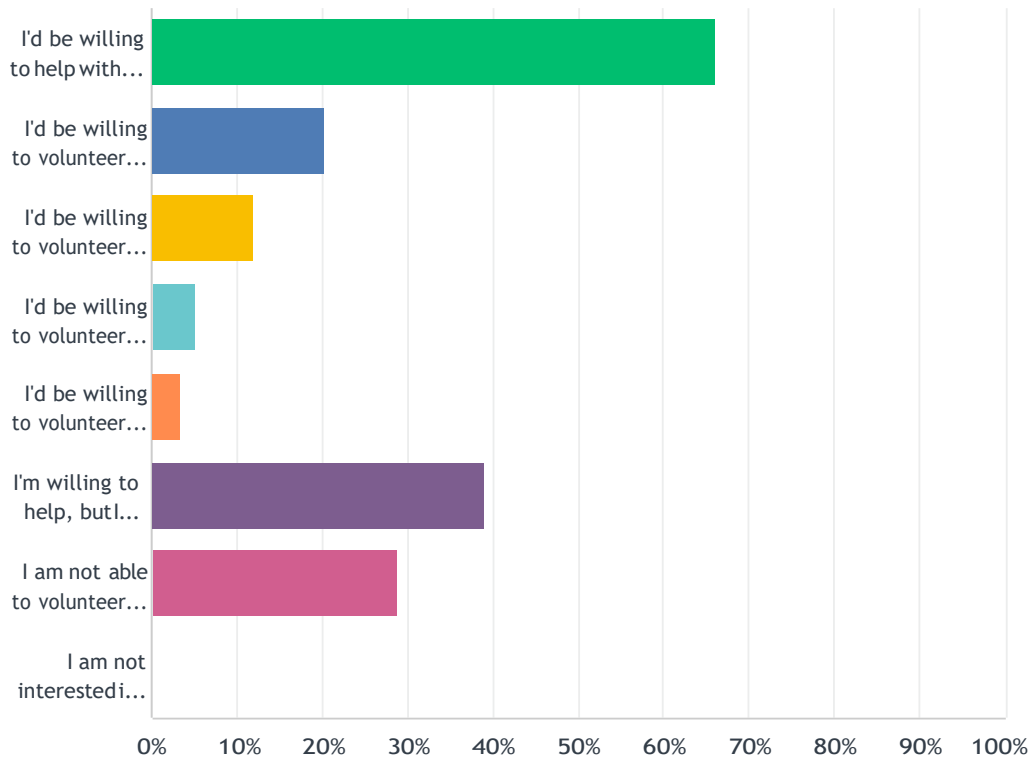
■ Very Import...
 ■ Important
 ■ No Opinion...
 ■ Not Import...

	VERY IMPORTANT	IMPORTANT	NO OPINION/NEUTRAL	NOT IMPORTANT	TOTAL RESPONDENTS
Community events such as picnics, garage sales	16.07% 9	55.36% 31	28.57% 16	1.79% 1	56
Children's events such as coloring contests, reading challenges, fitness challenges	7.14% 4	46.43% 26	35.71% 20	14.29% 8	56
Organizing a service bank to help seniors with yardwork, small household repairs, errands	33.90% 20	59.32% 35	6.78% 4	0.00% 0	59
Organizing a way for neighbors to share excess garden produce with others	27.59% 16	62.07% 36	8.62% 5	1.72% 1	58
Sponsoring a neighborhood cleanup day	34.48% 20	50.00% 29	13.79% 8	1.72% 1	58
Welcome baskets for new neighbors	10.71% 6	30.36% 17	55.36% 31	7.14% 4	56
Other	55.56% 5	11.11% 1	33.33% 3	0.00% 0	9

#	OTHER - PLEASE SPECIFY SERVICE(S) THAT ARE CURRENTLY UNAVAILABLE THAT YOU'D LIKE TO SEE
1	I am new to the neighborhood, and don't yet know what is available, and how I might like to become involved. I have a disability and am in a wheelchair, so the zoom meetings will be great, to begin.
2	Emergency planning
3	I'd like to see the Neighborhood Meetings occur more often. Perhaps at lease by-monthly. It would also be good to bring the neighborhood together for activities, perhaps quarterly.
4	Active Neighborhood Watch
5	Being a voice for our neighborhood with Clark County Council regarding walking safety items such as: lighting, crosswalks, speed deterrents, trash on streets and sidewalks, etc.
6	A neighborhood security walk around every evening. Not that anyone would have to confront anyone. But I believe that when people know that there is a possibility somebody's walking around in the neighborhood watching out for each other they have less of a tendency to come into this neighborhood and do any of their dirty work like stealing catalytic converters stealing cars etc..
7	Develop a format to encourage block parties or some other incentive to encourage small, geographically close neighbors to come together to get to know each other. A neighborhood watch association with ties to and training from the Sheriff's office.
8	I like the idea of some kind of welcome gift but unfortunately that may need to be on a smaller scale that a welcome basket. That could really add up. I don't think a welcome gift would need to be an expensive thing such as that.
9	Routine clean up and gatherings
10	Us just get along, and be respectful to one another
11	Keeping an organized Neighbor Hood Watch community
12	Disaster prep

Q6 Events such as the above take volunteers to make them happen. Would you or your family members be willing to contribute time and effort to making an idea a reality? (check all that apply)

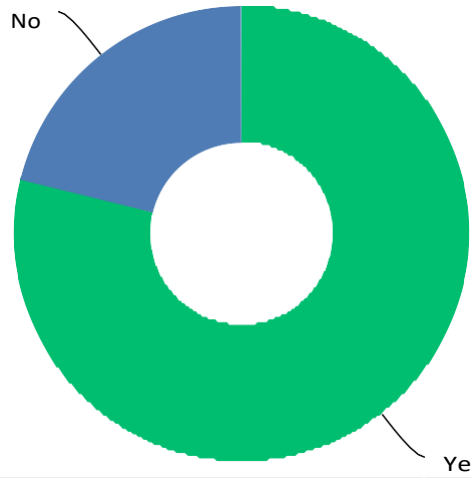
Answered: 59 Skipped: 1



ANSWER CHOICES	RESPONSES	
I'd be willing to help with specific projects that interest me.	66.10%	39
I'd be willing to volunteer 1-2 hours a month contributing set-up of meetings or signs.	20.34%	12
I'd be willing to volunteer 1-2 hours a month on the computer with records or bookkeeping.	11.86%	7
I'd be willing to volunteer 1-2 hours a month on the computer helping with social media outreach (Facebook or Nextdoor or emailing people).	5.08%	3
I'd be willing to volunteer to serve on the Council or as a project organizer.	3.39%	2
I'm willing to help, but I need more information	38.98%	23
I am not able to volunteer at this time, but I'm interested in our neighborhood association's events and activities.	28.81%	17
I am not interested in the neighborhood association's activities.	0.00%	0
Total Respondents: 59		

Q7 There are various minimal expenses associated with some of the above events, but they do add up. Would your household be willing to donate to the TNA treasury to help offset expenses?

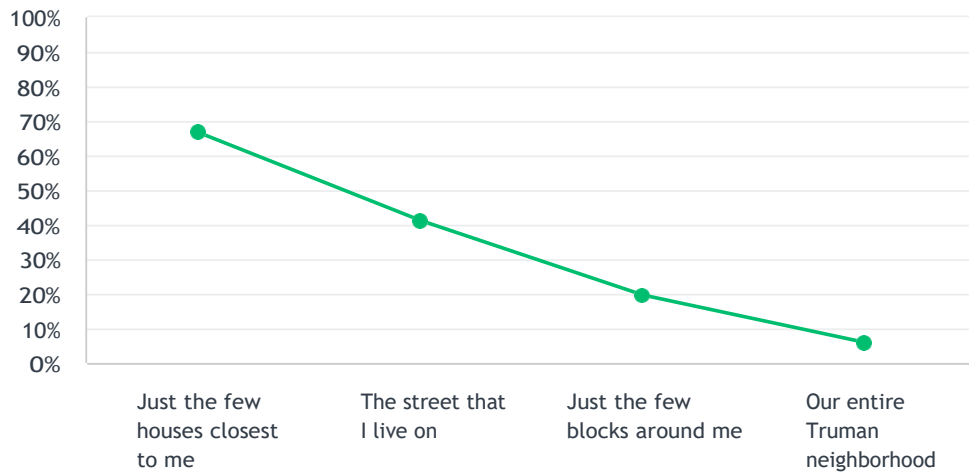
Answered: 52 Skipped: 8



ANSWER CHOICES	RESPONSES	
Yes	78.85%	41
No	21.15%	11
TOTAL		52

Q8 Do you feel connected to your neighbors and to what is happening within: (check all that apply)

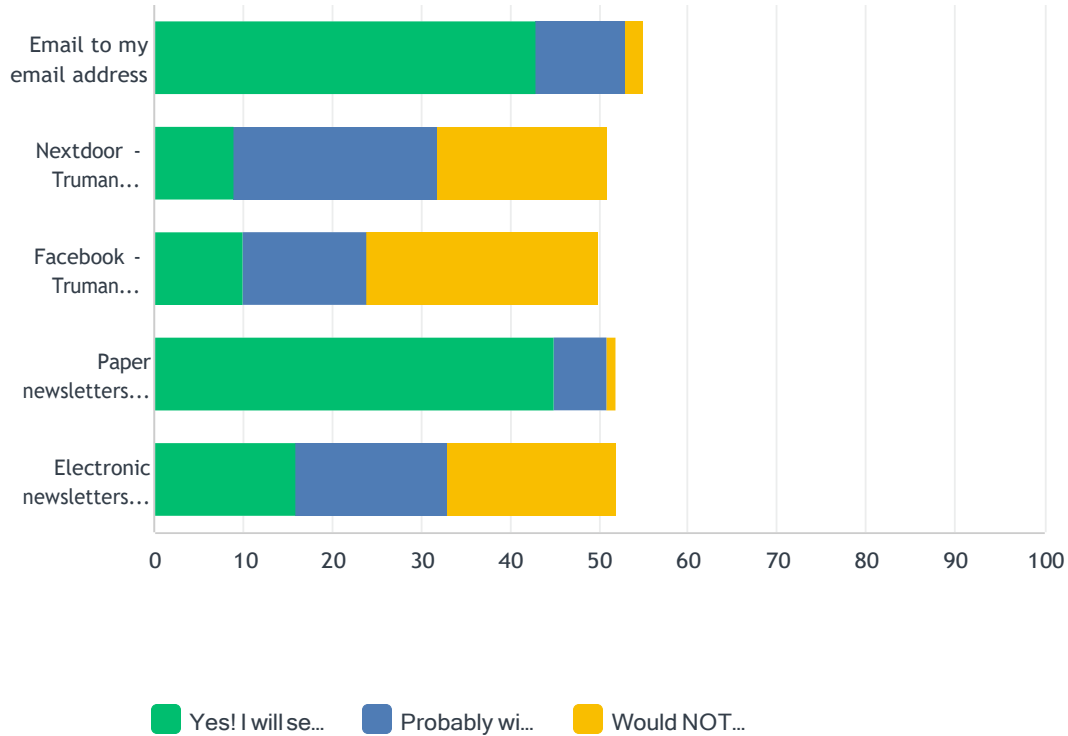
Answered: 51 Skipped: 9



ANSWER CHOICES	RESPONSES	
Just the few houses closest to me	66.67%	34
The street that I live on	41.18%	21
Just the few blocks around me	19.61%	10
Our entire Truman neighborhood	5.88%	3
Total Respondents: 51		

Q9 In your opinion, what is the best way for the Truman Neighborhood Council to communicate with our membership?

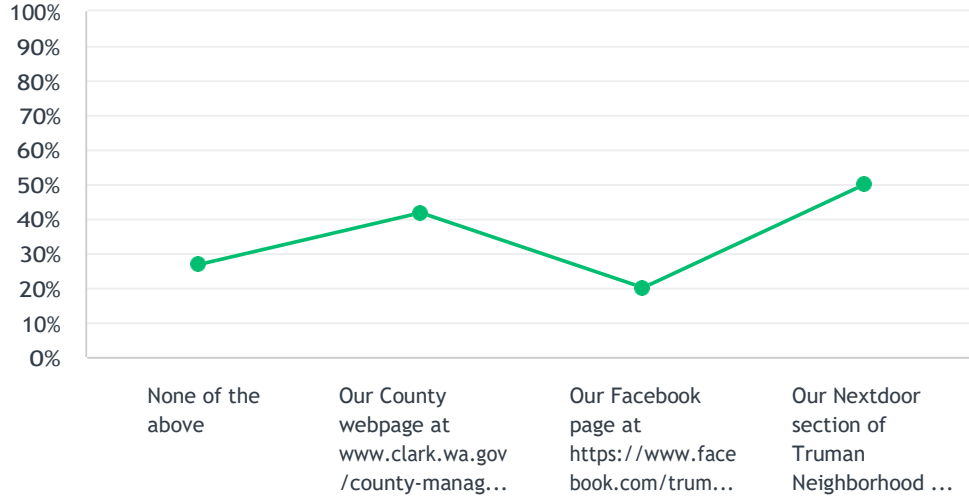
Answered: 59 Skipped: 1



	YES! I WILL SEE THE INFORMATION HERE	PROBABLY WILL SEE INFORMATION HERE	WOULD NOT SEE INFORMATION HERE	TOTAL RESPONDENTS
Email to my email address	78.18% 43	18.18% 10	3.64% 2	55
Nextdoor - Truman Neighborhood page	17.65% 9	45.10% 23	37.25% 19	51
Facebook - Truman Neighborhood page	20.00% 10	28.00% 14	52.00% 26	50
Paper newsletters mailed to my household address	86.54% 45	11.54% 6	1.92% 1	52
Electronic newsletters that I can access on the county page or on Facebook/Nextdoor	30.77% 16	32.69% 17	36.54% 19	52

Q10 Have you visited any of the following Truman Neighborhood Association sites? (check all that apply)

Answered: 60 Skipped: 0



ANSWER CHOICES	RESPONSES	
None of the above	26.67%	16
Our County webpage at www.clark.wa.gov/county-manager/truman	41.67%	25
Our Facebook page at https://www.facebook.com/trumanneighborhood	20.00%	12
Our Nextdoor section of Truman Neighborhood at www.nextdoor.com	50.00%	30
Total Respondents: 60		