


Oath of Authenticity

STATE OF WASHINGTON)
) ss.
COUNTY OF CLARK)


I solemnly swear that the unofficial returns and supporting documentation of the Special Election held on February 13, 2024, in Clark County, State of Washington, are true and correct.






Greg Kimsey, County Auditor

Subscribed and sworn before me this 23rd day of February, 2024.



Glen Yung, County Legislative Authority Designee (witness)



Amanda Migchelbrink, County Prosecuting Attorney Designee (witness)

Certification of the Canvassing Board

STATE OF WASHINGTON)
) ss.
COUNTY OF CLARK)

The undersigned officers designated by law as constituting the Canvassing Board for the County of Clark, State of Washington, hereby certify that this is a full, true and correct copy of the Abstract of Votes including the number of registered eligible voters, cumulative results, precinct results, and report of votes cast at the Special Election held on February 13, 2024, in Clark County, State of Washington.

Witness our hands and official seal this 23rd day of February, 2024.





Greg Kimsey, County Auditor



Glen Yung, County Legislative Authority Designee



Amanda Migchelbrink, County Prosecuting Attorney Designee

OFFICIAL RETURNS

of the

Special Election

held in

Clark County, Washington

February 13, 2024

Final Report

February 13, 2024 Special Election

Clark County, Washington

Special Election

Official Results**Registered Voters**

28008 of 85221 = 32.87%

Precincts Reporting

0 of 109 = 0.00%

Run Time 3:05 PM
Run Date 02/23/2024

2/13/2024

Page 1

Battle Ground School District No. 119 Proposition No. 7

Choice	Party	Election Day Voting		Total	
Levy...Yes		9,469	52.13%	9,469	52.13%
Levy...No		8,695	47.87%	8,695	47.87%
	Cast Votes:	18,164	100.00%	18,164	100.00%
	Undervotes:	12		12	
	Overvotes:	1		1	

Camas School District No. 117 Proposition No. 6

Choice	Party	Election Day Voting		Total	
Levy...Yes		5,197	58.49%	5,197	58.49%
Levy...No		3,688	41.51%	3,688	41.51%
	Cast Votes:	8,885	100.00%	8,885	100.00%
	Undervotes:	111		111	
	Overvotes:	0		0	

Camas School District No. 117 Proposition No. 7

Choice	Party	Election Day Voting		Total	
Levy...Yes		5,286	59.98%	5,286	59.98%
Levy...No		3,527	40.02%	3,527	40.02%
	Cast Votes:	8,813	100.00%	8,813	100.00%
	Undervotes:	183		183	
	Overvotes:	0		0	

Green Mountain School District No. 103 Proposition No. 4

Choice	Party	Election Day Voting		Total	
Levy...Yes		159	56.79%	159	56.79%
Levy...No		121	43.21%	121	43.21%
	Cast Votes:	280	100.00%	280	100.00%
	Undervotes:	0		0	
	Overvotes:	0		0	

Final Report

February 13, 2024 Special Election

Run Time 3:05 PM
Run Date 02/23/2024

Clark County, Washington

Special Election

2/13/2024

Page 2

Official Results

Registered Voters
28008 of 85221 = 32.87%

Precincts Reporting
0 of 109 = 0.00%

Woodland School District No. 404 Proposition No. 1

Choice	Party	Election Day Voting		Total	
Yes		299	53.87%	299	53.87%
No		256	46.13%	256	46.13%
	Cast Votes:	555	100.00%	555	100.00%
	Undervotes:	0		0	
	Overvotes:	0		0	

*** End of report ***