

***Official Returns
of the
Machine Recount
for the offices of***


***Senator, 18th Legislative District
and
Councilor, Council District No. 4***

***Clark County, Washington
November 5, 2024
General Election***

Oath of Authenticity

STATE OF WASHINGTON)
) ss.
COUNTY OF CLARK)


I solemnly swear that the unofficial returns and supporting documentation of the amended abstract for the machine recount conducted for the Senator, 18th Legislative District and Councilor, Council District No. 4 races from the General and Special Election held on November 5, 2024, in Clark County, State of Washington, are true and correct.



Greg Kimsey, County Auditor



Subscribed and sworn before me this 12th day of December, 2024.



Glen Yung, County Legislative Authority Designee (witness)



Amanda Migchelbrink, County Prosecuting Attorney Designee (witness)

Certification of the Canvassing Board

STATE OF WASHINGTON)
) ss.
COUNTY OF CLARK)

The undersigned officers designated by law as constituting the Canvassing Board for the County of Clark, State of Washington, hereby certify that this is a full, true and correct copy of the amended abstract for the machine recounts including the number of registered eligible voters, cumulative results, precinct results, and report of votes cast at the General and Special Election held on November 5, 2024, in Clark County, State of Washington.

Witness our hands and official seal this 12th day of December, 2024.



Greg Kimsey, County Auditor



Glen Yung, County Legislative Authority Designee



Amanda Migchelbrink, County Prosecuting Attorney Designee

MACHINE RECOUNT
18th Legislative District - Senator
December 9, 2024

Tabulation Amendment Summary

Station No.	Batch No.	Ballot No.	Precinct	Original Tabulation	Amended Tabulation
1	270	REWEP	430	under	Cortes

*Benton = Brad Benton *Cortes = Adrian Cortes *Under = Under vote *Write-in = Undeclared Write-in
 *Canvass = Referred to Canvassing Board



 Greg Kimsey, County Auditor



 Cathie Garber, Elections Manager



 Rich Cooper, Assistant Manager



 Robert Easterly, Election Coordinator



 Secretary of State Representative



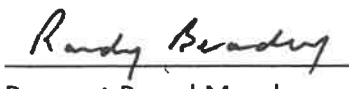
 Recount Board Member



 Recount Board Member



 Recount Board Member



 Recount Board Member

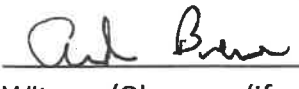


 Recount Board Member

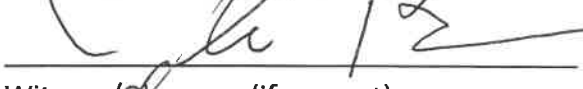


 Recount Board Member

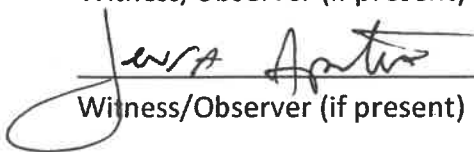
 Witness/Observer (if present)




 Witness/Observer (if present)




 Witness/Observer (if present)



 Witness/Observer (if present)



 Witness/Observer (if present)



MACHINE RECOUNT
County Council District No. 4 - Councilor
December 4-6, 2024

Tabulation Amendment Summary

Station No.	Batch No.	Ballot No.	Precinct	Original Tabulation	Amended Tabulation
—	—	—	—	—	—

*Little = Matt Little *Zimmerman = Joe Zimmerman *Under = Under vote *Write-in = Undeclared Write-in
 *Canvass = Referred to Canvassing Board



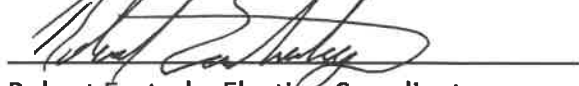
 Greg Kimsey, County Auditor



 Cathie Garber, Elections Manager



 Rich Cooper, Assistant Manager



 Robert Easterly, Election Coordinator



 Recount Board Member



 Recount Board Member



 Recount Board Member




 Recount Board Member



 Recount Board Member

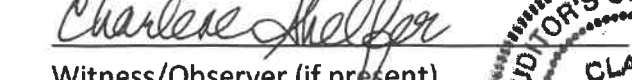


 Recount Board Member



 Recount Board Member

 Witness/Observer (if present)



 Witness/Observer (if present)

 Witness/Observer (if present)



Clark County, Washington

General and Special Election, November 5, 2024

Official Machine Recount Results

Updated: December 12, 2024 – 1:00 p.m.

Senator, 18th Legislative District

Senator, 18th Legislative District Turnout Statistics

Precincts Reporting:	113	100.00%
Total Precincts:	113	
Total Ballots Cast:	88,877	
Total Eligible Voters:	109,650	

Senator, 18th Legislative District

Adrian Cortes:	42,054
Brad Benton:	41,881
Undervotes:	4,752
Overvotes:	1
Write-ins:	189

Clark County, Washington

General and Special Election, November 5, 2024

Official Machine Recount Results

Updated: December 12, 2024 – 1:00 p.m.

Councilor, Council District No. 4

Councilor, Council District No. 4 Turnout Statistics

Precincts Reporting:	73	100.00%
Total Precincts:	73	
Total Ballots Cast:	59,448	
Total Eligible Voters:	72,331	

Councilor, Council District No. 4

Joe Zimmerman:	23,716
Matt Little:	23,765
Undervotes:	11,587
Overvotes:	4
Write-ins:	376

State Senator 18th Legislative District

Precinct	Adrian Cortes	Brad Benton	Cast Votes	Undervotes	Overvotes	Write-Ins	Total Ballots Cast	Registered Voters	Turnout Percentage
320	207	161	368	29	0	2	399	596	66.95%
365	374	246	620	32	0	2	654	859	76.14%
370	542	383	925	64	0	2	991	1,363	72.71%
371	181	159	340	20	0	0	360	431	83.53%
415	568	391	959	57	0	2	1,018	1,269	80.22%
420	574	393	967	57	0	3	1,027	1,278	80.36%
423	497	298	795	45	0	1	841	1,140	73.77%
424	634	443	1,077	57	0	0	1,134	1,420	79.86%
425	568	426	994	43	0	1	1,038	1,234	84.12%
426	684	475	1,159	53	0	3	1,215	1,432	84.85%
427	327	166	493	31	0	4	528	776	68.04%
430*	426*	322	748*	59*	0	4	811	1,144	70.89%
432	496	341	837	56	0	2	895	1,108	80.78%
434	725	527	1,252	73	0	1	1,326	1,538	86.22%
435	378	278	656	35	0	1	692	815	84.91%
436	492	263	755	46	0	3	804	985	81.62%
440	605	450	1,055	46	0	3	1,104	1,290	85.58%
441	560	365	925	53	0	1	979	1,151	85.06%
442	162	176	338	18	0	0	356	494	72.06%
443	399	264	663	28	0	1	692	846	81.80%
444	421	242	663	45	0	0	708	837	84.59%
445	525	502	1,027	51	0	4	1,082	1,314	82.34%
446	572	486	1,058	52	0	4	1,114	1,301	85.63%
447	523	356	879	45	0	1	925	1,026	90.16%
448	737	522	1,259	81	0	2	1,342	1,496	89.71%
449	494	307	801	43	0	4	848	984	86.18%
450	759	482	1,241	86	0	3	1,330	1,494	89.02%
451	671	489	1,160	73	0	5	1,238	1,451	85.32%
452	581	395	976	38	0	0	1,014	1,174	86.37%
453	546	393	939	47	0	0	986	1,163	84.78%
455	478	359	837	54	0	2	893	1,111	80.38%
456	404	345	749	41	0	1	791	902	87.69%
457	254	199	453	23	0	0	476	549	86.70%
458	607	405	1,012	49	0	1	1,062	1,264	84.02%
460	331	260	591	32	0	1	624	752	82.98%
461	365	243	608	26	0	1	635	740	85.81%
470	761	474	1,235	44	0	1	1,280	1,475	86.78%
479	466	409	875	36	0	0	911	1,018	89.49%
482	325	272	597	32	0	1	630	728	86.54%

State Senator 18th Legislative District

Precinct	Adrian Cortes	Brad Benton	Cast Votes	Undervotes	Overvotes	Write-Ins	Total Ballots Cast	Registered Voters	Turnout Percentage
483	468	421	889	42	0	1	932	1,025	90.93%
484	571	386	957	46	0	0	1,003	1,127	89.00%
485	281	530	811	38	0	5	854	1,012	84.39%
487	368	396	764	52	0	1	817	1,068	76.50%
517	0	0	0	0	0	0	0	0	0.00%
543	476	805	1,281	72	0	1	1,354	1,614	83.89%
544	183	303	486	27	0	0	513	582	88.14%
545	298	593	891	30	0	2	923	1,092	84.52%
550	303	490	793	23	0	0	816	922	88.50%
551	1	2	3	0	0	0	3	3	100.00%
552	221	229	450	18	0	3	471	517	91.10%
553	452	344	796	33	0	1	830	952	87.18%
554	410	746	1,156	68	0	4	1,228	1,514	81.11%
555	423	473	896	56	0	1	953	1,142	83.45%
556	335	304	639	21	0	0	660	776	85.05%
557	404	377	781	42	0	3	826	977	84.54%
558	154	234	388	31	0	2	421	622	67.68%
559	5	1	6	0	0	0	6	7	85.71%
560	631	505	1,136	59	0	3	1,198	1,422	84.25%
561	239	239	478	42	0	1	521	623	83.63%
562	557	464	1,021	91	0	1	1,113	1,538	72.37%
563	431	391	822	54	0	2	878	1,119	78.46%
564	366	347	713	38	0	0	751	881	85.24%
565	547	426	973	61	0	0	1,034	1,338	77.28%
566	412	462	874	47	0	2	923	1,166	79.16%
568	171	261	432	31	0	1	464	584	79.45%
569	507	527	1,034	83	0	7	1,124	1,512	74.34%
570	396	659	1,055	52	0	1	1,108	1,318	84.07%
571	367	581	948	41	0	0	989	1,240	79.76%
572	470	656	1,126	58	0	2	1,186	1,483	79.97%
573	640	502	1,142	86	0	3	1,231	1,533	80.30%
574	19	21	40	7	0	0	47	54	87.04%
575	383	654	1,037	60	0	4	1,101	1,304	84.43%
576	3	6	9	0	0	0	9	10	90.00%
577	312	629	941	49	0	2	992	1,139	87.09%
578	48	26	74	6	0	2	82	91	90.11%
580	278	426	704	25	0	2	731	835	87.54%
581	236	453	689	34	0	3	726	891	81.48%
582	145	281	426	21	0	1	448	515	86.99%
583	338	429	767	62	0	1	830	1,073	77.35%

State Senator 18th Legislative District

Precinct	Adrian Cortes	Brad Banton	Cast Votes	Undervotes	Overvotes	Write-ins	Total Ballots Cast	Registered Voters	Turnout Percentage
584	252	462	714	38	0	2	754	929	81.16%
585	395	638	1,033	53	0	1	1,087	1,276	85.19%
586	358	531	889	63	0	2	954	1,259	75.77%
587	382	750	1,132	54	0	2	1,188	1,526	77.85%
588	303	494	797	57	0	3	857	1,082	79.21%
589	271	311	582	29	0	2	613	717	85.50%
593	285	358	643	31	0	0	674	766	87.99%
594	19	44	63	1	0	0	64	84	76.19%
596	3	8	11	0	0	0	11	16	68.75%
597	34	105	139	5	0	0	144	152	94.74%
598	11	19	30	6	0	0	36	41	87.80%
599	184	207	391	19	0	1	411	537	76.54%
601	214	346	560	29	0	1	590	796	74.12%
607	257	441	698	27	0	5	730	828	88.16%
608	186	272	458	33	0	0	491	630	77.94%
612	351	295	646	35	0	1	682	849	80.33%
619	169	223	392	15	0	0	407	517	78.72%
621	195	216	411	21	0	2	434	594	73.06%
622	275	344	619	51	0	3	673	938	71.75%
623	349	421	770	55	0	2	827	1,053	78.54%
626	439	488	927	68	0	3	998	1,295	77.07%
627	381	506	887	52	0	2	941	1,166	80.70%
628	441	458	899	58	1	1	959	1,269	75.57%
629	456	481	937	61	0	3	1,001	1,269	78.88%
630	207	218	425	18	0	1	444	636	69.81%
632	365	409	774	59	0	2	835	1,175	71.06%
633	409	380	789	63	0	3	855	1,202	71.13%
634	394	417	811	54	0	1	866	1,164	74.40%
635	350	385	735	41	0	3	779	1,066	73.08%
636	463	625	1,088	64	0	5	1,157	1,467	78.87%
638	466	521	987	44	0	4	1,035	1,289	80.29%
640	417	475	892	41	0	1	934	1,323	70.60%
643	340	385	725	49	0	2	776	1,095	70.87%
721	365	402	767	52	0	2	821	1,075	76.37%
Totals	42,053	41,881	83,934	4,753	1	189	88,877	109,650	81.06%

*One ballot marked in light purple in precinct 430 was originally counted as an undervote, and is now counted for Adrian Cortes.

County Council Councilor - District No. 4

Precinct	Joe Zimmerman	Matt Little	Cast Votes	Undervotes	Overvotes	Waste-ins	Total Ballots Cast	Registered Voters	Turnout Percentage
910	241	217	458	98	0	5	561	734	76.43%
912	451	430	881	207	0	7	1,095	1,302	84.10%
913	303	379	682	162	0	3	847	990	85.56%
914	506	532	1,038	226	0	10	1,274	1,470	86.67%
915	246	231	477	109	0	4	590	690	85.51%
917	344	299	643	95	0	2	740	904	81.86%
920	393	390	783	167	1	4	955	1,114	85.73%
925	394	349	743	169	1	2	915	1,135	80.62%
930	458	452	910	206	0	3	1,119	1,322	84.64%
935	499	472	971	221	0	1	1,193	1,380	86.45%
940	518	465	983	224	0	5	1,212	1,438	84.28%
947	386	359	745	186	0	1	932	1,070	87.10%
950	312	422	734	194	1	3	932	1,120	83.21%
951	376	467	843	204	0	9	1,056	1,257	84.01%
952	144	195	339	78	0	3	420	508	82.68%
953	363	614	977	226	0	8	1,211	1,382	87.63%
954	81	104	185	38	0	1	224	260	86.15%
956	170	262	432	101	0	1	534	635	84.09%
957	84	169	253	74	0	3	330	377	87.53%
958	79	139	218	61	0	1	280	342	81.87%
959	20	18	38	12	0	0	50	54	92.59%
960	329	521	850	235	0	1	1,086	1,277	85.04%
961	209	332	541	177	0	4	722	870	82.99%
962	379	479	858	254	0	7	1,119	1,298	86.21%
963	269	396	665	155	0	2	822	938	87.63%
964	404	604	1,008	247	0	5	1,260	1,465	86.01%
965	384	543	927	277	0	5	1,209	1,385	87.29%
966	435	489	924	259	0	7	1,190	1,385	85.92%
967	259	364	623	156	0	0	779	936	83.23%
968	321	567	888	199	0	9	1,096	1,230	89.11%
969	217	334	551	139	0	9	699	844	82.82%
970	268	387	655	212	0	3	870	1,036	83.98%
980	240	258	498	102	0	4	604	738	81.84%
985	245	271	516	144	0	3	663	806	82.26%
Totals	23,716	23,765	47,481	11,587	4	376	59,448	72,331	82.19%

* Machine recount resulted in no changes to the original results

County Council Councilor - District No. 4

Precinct	Joe Zimmerman	Matt Little	Cast Votes	Undervotes	Overvotes	Write-ins	Total Ballots Cast	Registered Voters	Turnout Percentage
562	464	390	854	248	0	11	1,113	1,538	72.37%
564	327	299	626	121	0	4	751	881	85.24%
569	463	398	861	251	0	12	1,124	1,512	74.34%
573	487	468	955	265	0	11	1,231	1,533	80.30%
601	287	199	486	96	0	8	590	796	74.12%
604	596	525	1,121	275	0	8	1,404	1,679	83.62%
610	489	329	818	191	0	8	1,017	1,135	89.60%
611	356	213	569	131	0	2	702	801	87.64%
612	311	246	557	119	0	6	682	849	80.33%
613	281	152	433	66	1	1	501	586	85.49%
614	194	161	355	87	0	3	445	528	84.28%
615	263	161	424	95	0	3	522	602	86.71%
616	548	564	1,112	250	0	13	1,375	1,640	83.84%
617	219	114	333	71	0	3	407	489	83.23%
618	515	368	883	215	0	6	1,104	1,281	86.18%
619	198	129	327	77	0	3	407	517	78.72%
620	589	355	944	221	0	10	1,175	1,399	83.99%
622	319	217	536	134	0	3	673	938	71.75%
623	380	241	621	192	0	14	827	1,053	78.54%
624	163	133	296	62	0	6	364	520	70.00%
625	375	272	647	141	0	3	791	920	85.98%
626	429	343	772	220	0	6	998	1,295	77.07%
627	450	324	774	160	0	7	941	1,166	80.70%
628	415	351	766	184	0	9	959	1,269	75.57%
629	475	343	818	176	0	7	1,001	1,269	78.88%
630	218	161	379	63	0	2	444	636	69.81%
633	366	312	678	165	0	12	855	1,202	71.13%
634	372	316	688	170	0	8	866	1,164	74.40%
700	62	53	115	35	0	1	151	185	81.62%
701	171	180	351	95	0	1	447	527	84.82%
721	396	266	662	154	0	5	821	1,075	76.37%
725	187	318	505	155	0	5	665	770	86.36%
900	342	304	646	152	0	7	805	1,050	76.67%
901	201	255	456	127	0	2	585	702	83.33%
902	119	114	233	62	0	1	296	341	86.80%
903	435	463	898	199	0	12	1,109	1,452	76.38%
905	400	638	1,038	303	0	6	1,347	1,573	85.63%
906	253	310	563	112	0	2	677	755	89.67%
909	274	270	544	133	0	10	687	1,011	67.95%