



CITY OF
Vancouver
WASHINGTON

Bridge Shelter

Clark County Council

Work Session

Jamie Spinelli
Homeless Response Manager
City Manager's Office
January 22, 2025

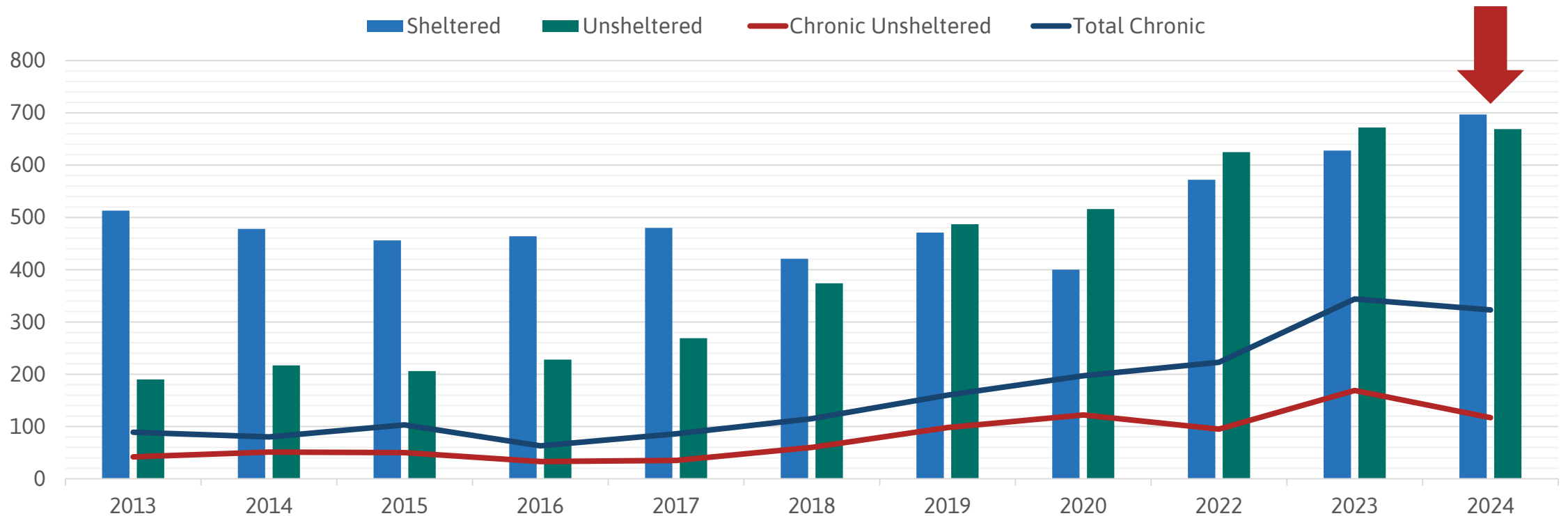


Work Session Overview

- Background/Context
 - Data & Impacts
- Bridge Shelter Overview
 - Vision
 - Updates
 - Current Status
- Discussion



Sheltered/Unsheltered Homelessness Over Time

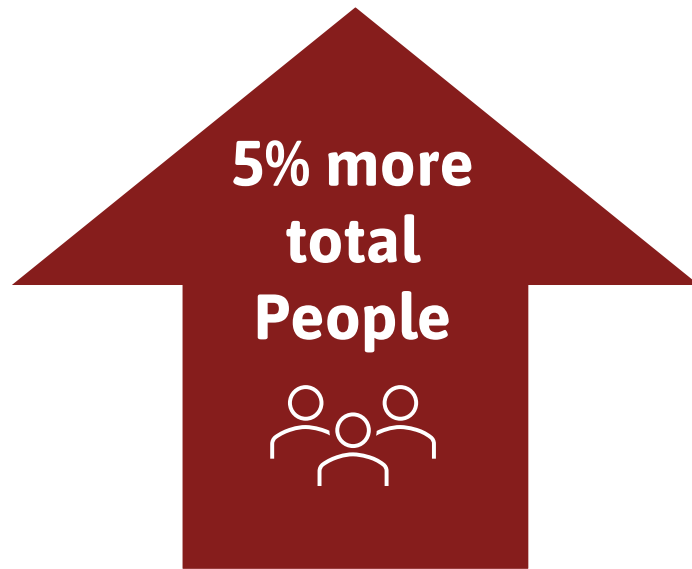


Countywide PIT Counts 2013-2024



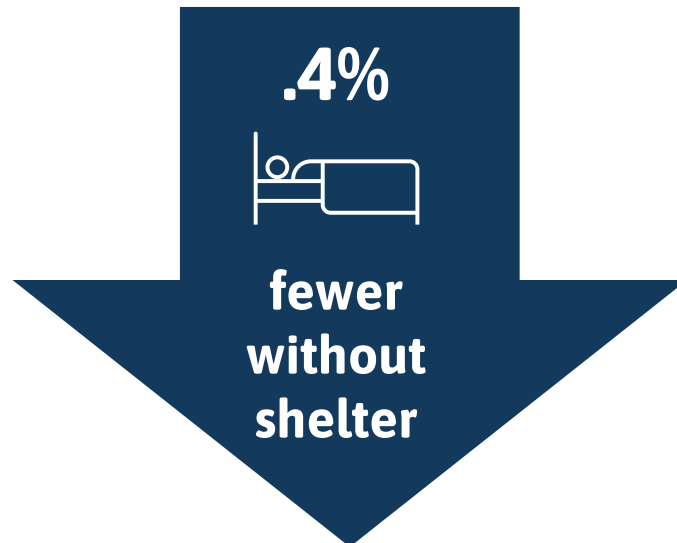
Clark County Point in Time Count

January 2024



1366 people experiencing homelessness

- 43% more unsheltered families
- 13% more people **in shelters**
- 47% more chronically homeless **in shelters**



669 people without shelter

6% reduction in chronic homelessness
36% decrease in chronic unsheltered homelessness



Homelessness Emergency Data

HART Unsheltered Count – July 2024

488

individuals

311

agreed to survey

96%

meet HUD's definition of chronically homeless

35%

became homeless outside of Vancouver

78%

of Clark County's unsheltered population is in Vancouver.

46

people in jail during count who would have been unsheltered otherwise



Impacts of Homelessness in Vancouver

Encampment Response



- 48 cleanups at 13 unique locations
- **400.31 tons of solid waste** removed from public property
- **165 HART/VPD referrals** into Community Court
- 1,414 app submissions



Impacts of Homelessness in Vancouver

Public Safety/Emergency Services



Fire Dept.

- VFD began tracking calls on 2/15/24
- 2,872 calls related to unsheltered homelessness
 - EMS & Rescue: 2,489 calls
 - Fire: 383 calls

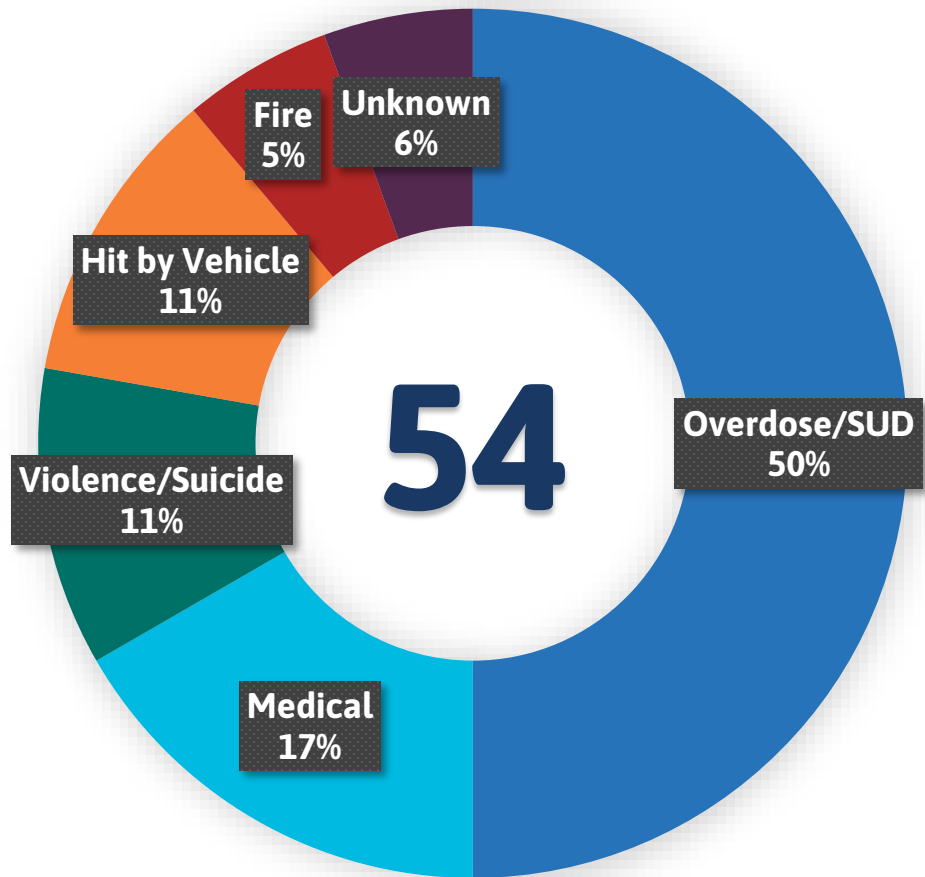
Police Dept.

- VPD began tracking 7/8/24
- 5,675 events related to unsheltered homelessness
 - 12% of all events
 - 22% of patrol time
 - 3 call types make up almost 50% of events
 - Premise Check
 - Unwanted
 - Suspicious person(s)



Impacts of Homelessness in Vancouver

Deaths in Unsheltered, Sheltered and Supportive Housing Settings



29% increase in total deaths

Overdose/SUD related deaths remain at **50%**

91% of vehicular or violent deaths experienced by people living **unsheltered**.


65% of total deaths were experienced by people living **unsheltered**
(up from 50% in 2023)



Bridge Shelter Vision

The City envisions the bridge shelter as a critical resource to help individuals transition from homelessness by providing 24/7 low-barrier shelter paired with integrated mental and behavioral health support, including Medication Assisted Treatment.

This safe and service-rich environment will bridge the gap between homelessness and housing by addressing immediate needs, expanding access to services, and reducing barriers to stability while contributing to a healthier, more equitable and resilient community.



Who will be served

2024 PIT Count – Unsheltered Demographics and Characteristics

- Adult individuals and couples experiencing unsheltered homelessness with a focus on:
 - Mental/behavioral health
 - 278 unsheltered individuals reported severe mental illness or chronic substance use
 - Chronic homelessness
 - 117 unsheltered individuals without children reported experiencing chronic homelessness
- People of color made up 39% of unsheltered individuals in 2024 PIT ; 14% of unsheltered population were Pacific Islander or Native Hawaiian
- 37% female-identifying; 2% non-binary/trans/more than one gender
- 18% age 55 and older; 76% age 25-54 (out of 463 unsheltered persons w/o children)



Who will be served

Existing Gaps and Opportunities



Transition support needs and potential partnerships:

- Hospitals, mental/behavioral health facilities, treatment providers
- Jail Reentry
- Law enforcement (VPD, CCSO, etc.)
- Community Court

Role of Coordinated Entry

- Shelter as entry point to Coordinated Entry
- Barriers to supporting transitions from systems of care
- Shelter/provider participation in system coordination, HMIS, and other parts of Coordinated Entry



Bridge Shelter Updates

Vancouver City Council Action Taken

- **Oct. 2024** – Shelter Operator contracted for Phase 1 (planning/design)
- **Nov. 2024** – B&O retail tax approved by City Council to support shelter operations as part of 2025/2026 biennium budget
- **Dec. 2024** – Architecture & Design firm contract approved, and work is underway
- **Jan. 2025** – On-site Medication Assisted Treatment provider contract approved
- Location
 - **Nov. 2024** – Initial community engagement completed
 - **Dec. 2024** – Property acquisition approved
 - **Dec. 2024** – Usage of property for bridge shelter approved



Bridge Shelter Updates

Services and Infrastructure to be Included

- On-site behavioral health services/Medication Assisted Treatment
- Continuity of care through Mobile Health
- Low-barrier and trauma-informed
 - Infrastructure and operations to support “partners, pets, and possessions”
- Capacity to expand for severe weather
- Commercial kitchen
- Hygiene and laundry facilities
- Heat treatment room (pest control)
- Common areas (indoor and outdoor)
- Service areas for wraparound support provision
- Mostly congregate w/ possibility of including some individual space (based on budget capacity)
- Build for current and future needs

Still to be determined:

- Structure type
- Bed capacity (up to 150 - could occur in phases)
- Medical/behavioral health respite



Questions | Discussion



Jamie.Spinelli@cityofvancouver.us

