

Clark County Influenza Surveillance Update

CDC Week 51: December 15, 2024 - December 21, 2024



All data are preliminary and may change as more reports are received. As influenza season begins and ends, the number of tests conducted will be smaller than at times of peak activity; therefore, the reliability of positivity figures may decrease as a result.

Summary

- Clark County partner labs reported influenza positivity at 35.3% in Week 51.
- Cowlitz County partner labs reported influenza positivity at 13.1% in Week 51.
- The CDC reported national positivity in Week 51 was at 12.0%.
- Washington State influenza positivity for Week 51 was at 14.1%.

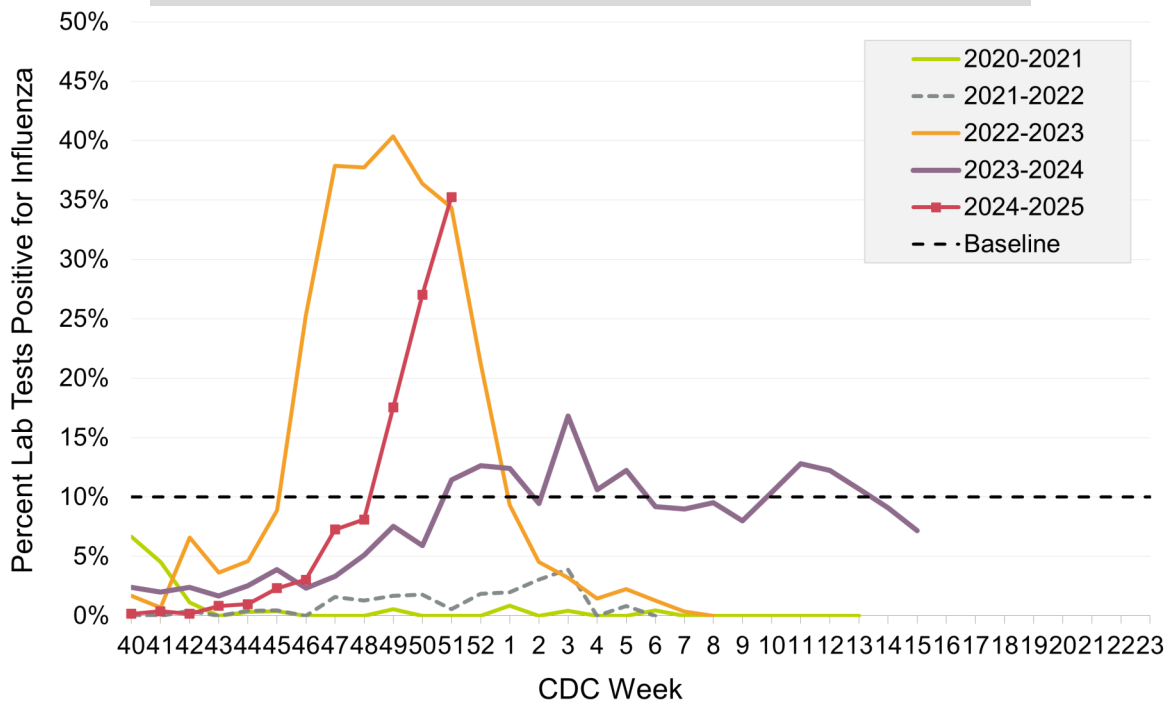


Data from Reporting Laboratories

Clark County

The **influenza positivity rate** is the percent of influenza tests conducted by reporting laboratories that result positive. Traditionally, agencies including the CDC and WA State DOH use positivity $\geq 10\%$ to define active influenza season.

Positivity Rate of Influenza Tests by Week from Reporting Laboratories in Clark County



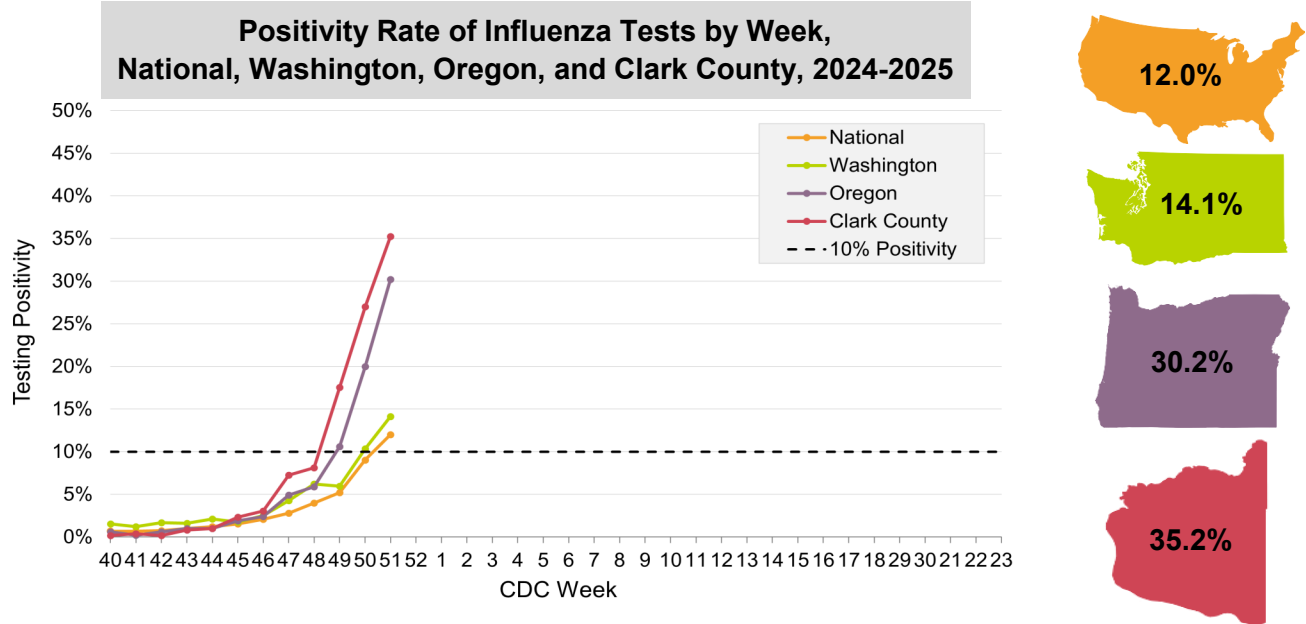
CDC Week	Date Range	Type A	Type B	Not Typed	Total influenza	Number Tested	Percent Positivity
49	12/1-12/7	84	3	0	87	496	17.54%
50	12/8-12/14	201	1	0	202	748	27.01%
51	12/15-12/21	342	2	0	344	976	35.25%



Data from Reporting Laboratories

Washington State, Oregon, and National Data

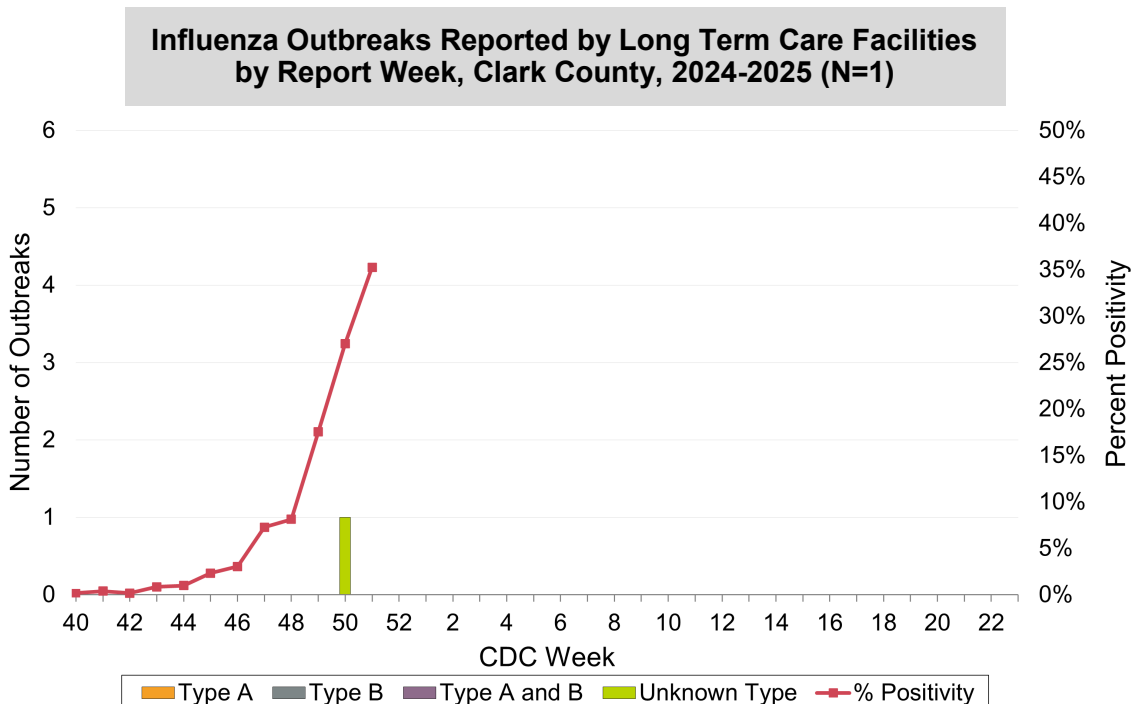
The **CDC, Washington State, and Oregon** also collect and report influenza activity data on a weekly basis. This allows for comparisons to be made with regional and national trends as the season progresses. **In Week 51**, the CDC reported national positivity of 12.0%. Washington and Oregon reported positivities of 14.1% and 30.2%, respectively and Clark County's positivity was at 35.2%.



Influenza Outbreaks in Long Term Care Facilities

Clark County

Clark County Public Health identifies and responds to influenza outbreaks in long term care facilities (LTCFs) around Clark County, in order to provide recommendations and guide further community action. So far this influenza season, **one lab-confirmed influenza outbreak has been reported.**




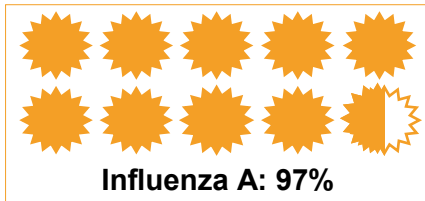


Circulating Strains from Reporting Laboratories

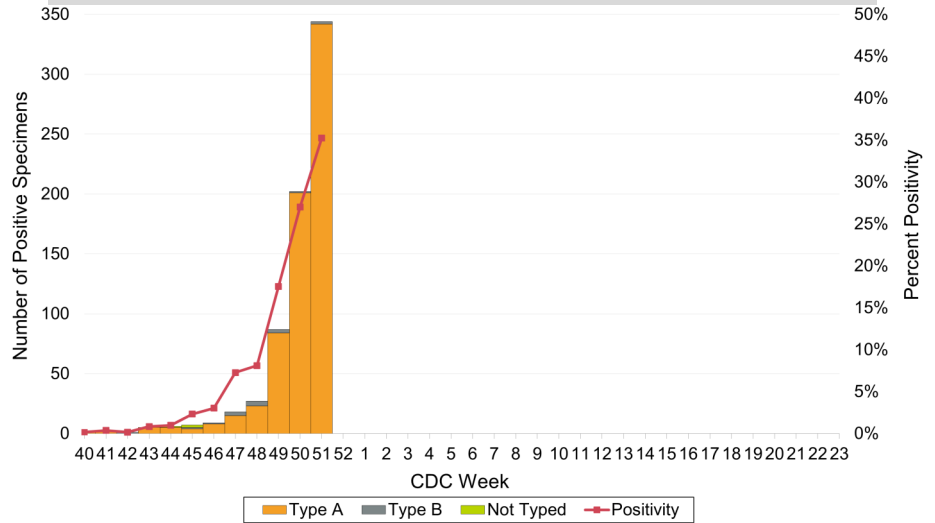
Local, State, and National Data

Reporting laboratories also may provide details on what **strains of influenza** are reported positive. The colored bars represent how much of each strain of influenza is being reported, while the red line is the corresponding influenza positivity. The below summaries display the breakdown of influenza strains identified in positive results at the local level, by CDC week. **Through Week 51, 97% of positive influenza tests were identified as influenza A and 2% were identified as influenza B.**

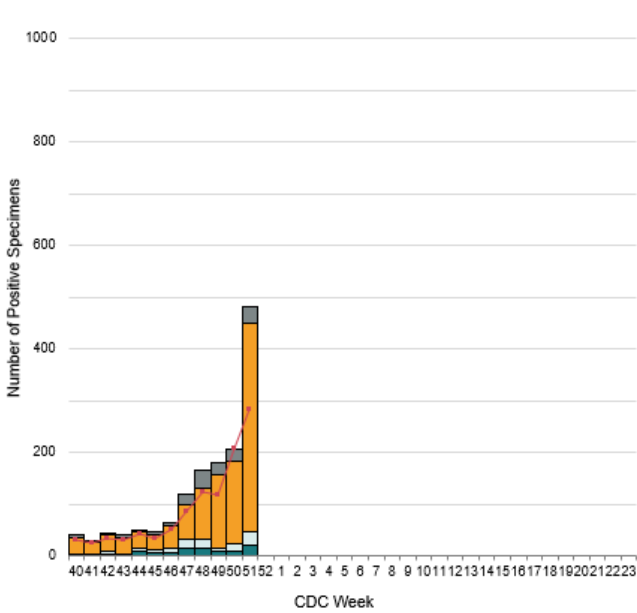
Clark County Total Season Strain Distribution, 2024-2025



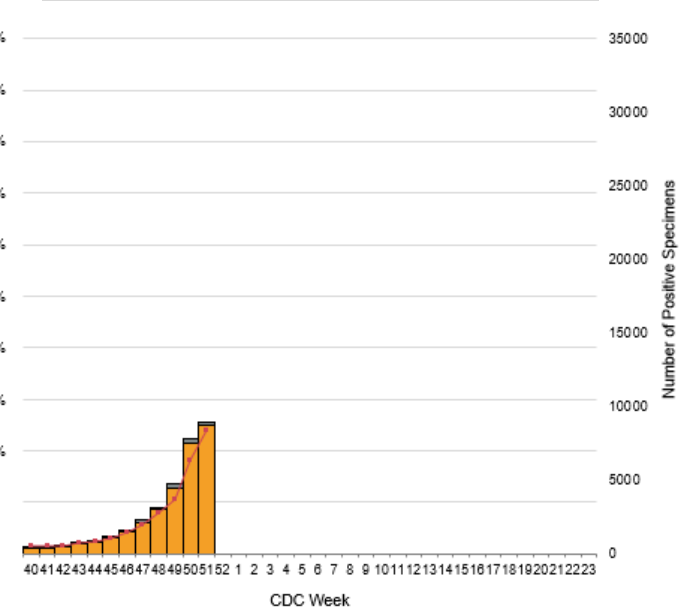
Number of Positive Influenza Tests from Reporting Laboratories in Clark County, by Week



Number of Positive Influenza Tests by Week from Reporting Laboratories in Washington State



Number of Positive Influenza Tests by Week from U.S. Clinical Laboratories, Nationwide



Legend: A (H1N1) (purple), A (2009 H1N1) (teal), A (H3N2) (light blue), A (Unable to subtype) (yellow-green), A (subtyping not performed) (orange), B (grey), BYam (yellow), BVic (green), % Positivity (red line)



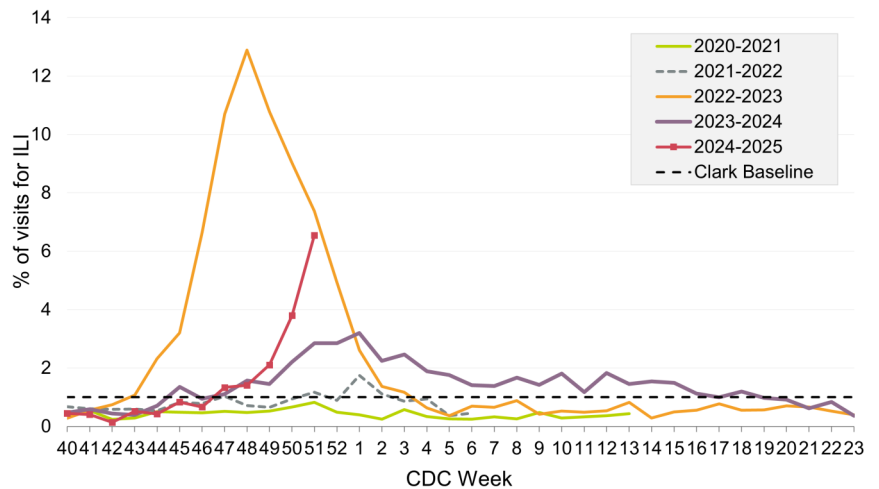
ESSENCE Syndromic Surveillance for Illness-Like-Illness Clark County

CCPH assesses **syndromic surveillance data on influenza-like illness (ILI)**, in order to view community influenza activity in another way. These data are automatically reported by local hospitals to the CDC's ESSENCE system, and reflect the proportion of individuals seen with ILI symptoms.

The **ILI baseline of 1.0%** is defined as the mean percent of patient visit for ILI during non-influenza weeks during the previous two seasons, plus two standard deviations.

During Week 51, **Clark County ILI visits were at 6.54%**, above the county threshold of 1.0%.

Percentage of ILI Visits to ESSENCE Reporting Facilities, Clark County, 2020-2025

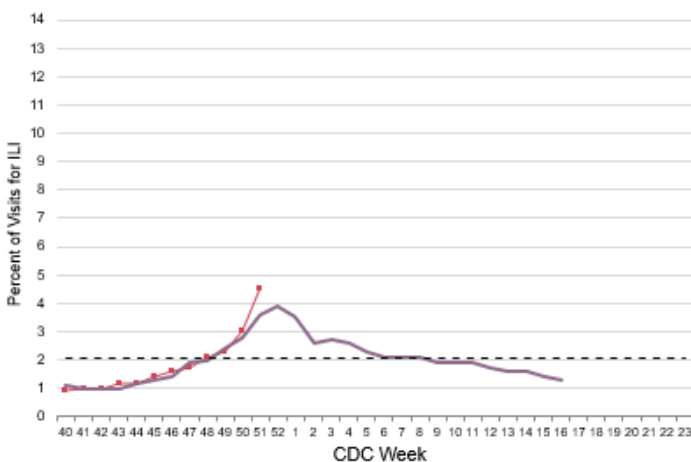


Influenza-Like Illness Visits Reported by Sentinel Providers State and National Data

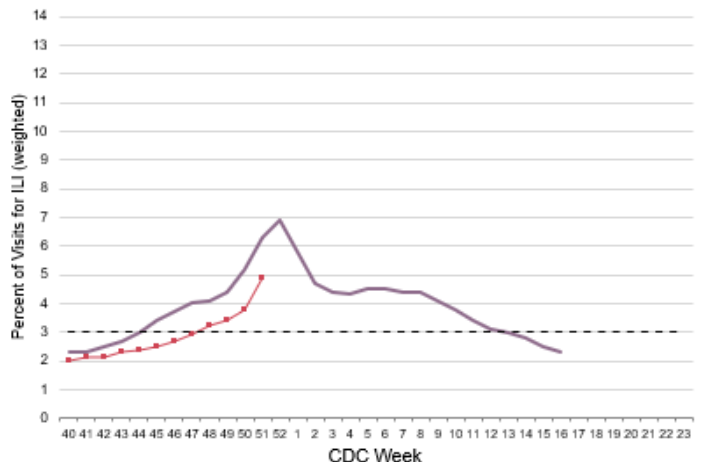
Sentinel provider data can also provide valuable information on the presence of influenza-like illness (ILI). These data are captured at the state and national level, and are defined as the percent of patient visits to a sentinel healthcare facility that meet the case definition for ILI. ILI is defined as fever $\geq 100^\circ$ F AND cough and/or sore throat (in the absence of a known cause other than influenza).

During Week 51, **National ILI patient visits were at 4.9%**, above the CDC baseline for elevated ILI activity of 3.0%. **Washington State data from Week 51 indicated ILI visits were at 4.5%**, above the state threshold of 2.1%.

Percentage of ILI Visits Reported by Sentinel Providers, Washington State, 2023-2025



Percentage of ILI Visits Reported by Sentinel Providers, Nationally, 2023-2025



— 2024-2025 Season — 2023-2024 Season - - - Baseline



Respiratory Illness Current Status

Clark County

CCPH updates COVID-19, influenza and RSV data each week throughout respiratory illness season using data from the Washington State Department of Health. **This data was not available for Clark County during Week 51 and will be updated in Week 52.**

Data points include CDC hospital admission level (low, medium or high), percent of emergency room visits by illness and percent of hospital admissions by illness.

All data is preliminary and may change. For state and regional data visit the [Respiratory Illness Data Dashboard](#).

For additional information on CDC hospital admission levels, visit the [CDC COVID Data Tracker](#).

Cowlitz County Influenza Surveillance Update

CDC Week 51: December 15, 2024 - December 21, 2024



All data are preliminary and may change as more reports are received. As influenza season begins and ends, the number of tests conducted will be smaller than at times of peak activity; therefore, the reliability of positivity figures may decrease as a result.

Cowlitz and Clark Counties are neighboring local health jurisdictions in Washington State.

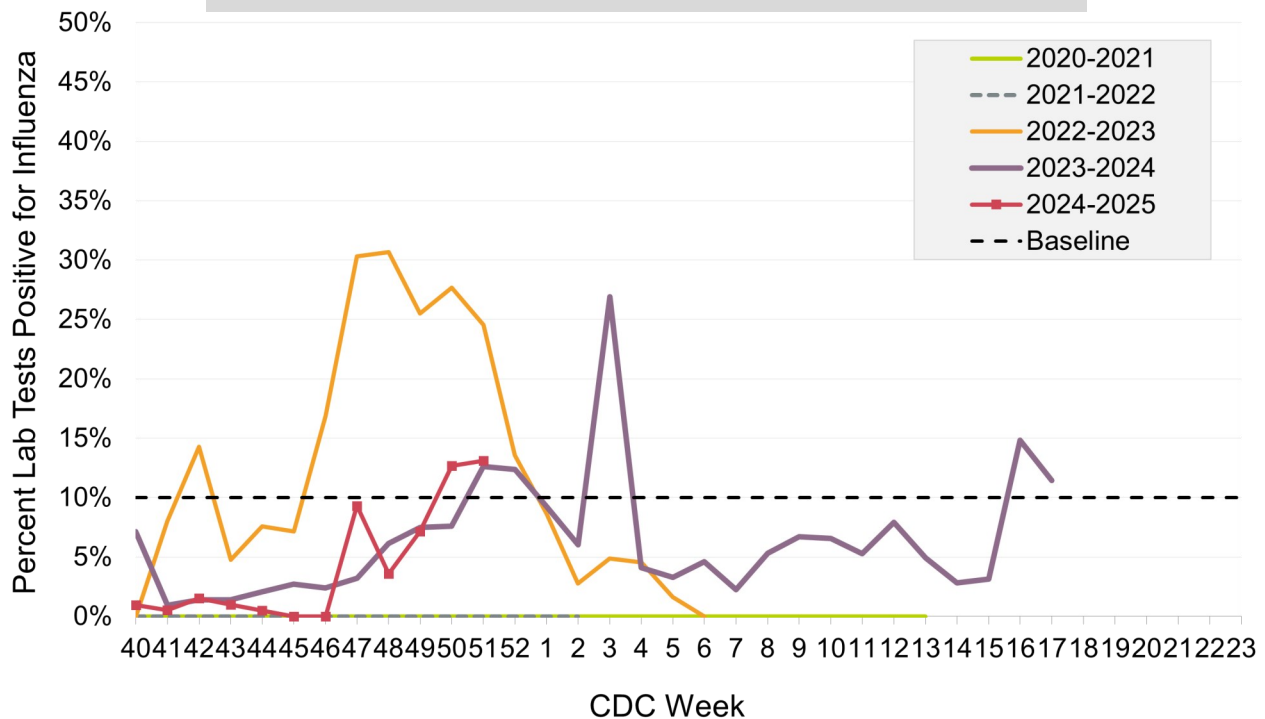
Although separate entities, both share a common goal of preventing disease and promoting public health. To that end, Cowlitz and Clark County often partner in disease response efforts. This year, Cowlitz and Clark counties will continue working together to provide reliable influenza surveillance data to our communities.



Data from Reporting Laboratories Cowlitz County

The **influenza positivity rate** is the percent of influenza tests conducted by reporting laboratories that result positive. Traditionally, agencies including the CDC and WA State DOH use positivity $\geq 10\%$ to define active influenza season.

Positivity Rate of Influenza Tests by Week from Reporting Laboratories in Cowlitz County



CDC Week	Date Range	Type A	Type B	Not Typed	Total influenza	Number Tested	Percent Positivity
49	12/1-12/7	3	1	0	4	56	7.14%
50	12/8-12/14	7	2	0	9	71	12.68%
51	12/15-12/21	7	4	0	11	84	13.10%



Clark County Public Health Influenza Resources

Information for Schools and Child Day Cares:

<https://www.clark.wa.gov/public-health/schools-child-day-cares>

Clark County Public Health - Resources for Long Term Care Facilities:

<https://www.clark.wa.gov/public-health/long-term-care-facilities>

- ⇒ Reporting forms
- ⇒ LTCF COVID-19 and Influenza Guidance
- ⇒ Influenza, ILI, or Respiratory Illness Cluster in LTCFs Resource Guide
- ⇒ WA State DOH Recommendations for Prevention and Control of Influenza Outbreaks in LTCF
- ⇒ CDC Guidance for Antiviral Agents
- ⇒ Managing Influenza Outbreaks in LTCF (Oregon Patient Safety Commission)



State and National Influenza Resources

National influenza surveillance data are available at:

<https://www.cdc.gov/fluview/index.html>

Washington influenza surveillance data are available at:

<https://doh.wa.gov/data-and-statistical-reports/diseases-and-chronic-conditions/communicable-disease-surveillance-data/influenza-surveillance-data>

Oregon influenza surveillance data available at:

<http://public.health.oregon.gov/DiseasesConditions/CommunicableDisease/DiseaseSurveillanceData/Influenza/Pages/surveil.aspx>

Recommendations of the Advisory Committee on Immunization Practices, United States, 2024-2025 Influenza Season:

<https://www.cdc.gov/mmwr/volumes/73/rr/rr7305a1.htm>

Seasonal influenza news from the World Health Organization (WHO):

https://www.who.int/health-topics/influenza-seasonal#tab=tab_1



Contact Information

Sierra Kerns-Funk, MPH

Epidemiologist

Clark County Public Health

sierra.kerns-funk@clark.wa.gov

Haley Miller, MPH

Epidemiologist

Clark County Public Health

haley.miller@clark.wa.gov