


OFFICIAL RETURNS
of the
Special Election
held in
Clark County, Washington
April 22, 2025

Oath of Authenticity

STATE OF WASHINGTON)
) ss.
COUNTY OF CLARK)


I solemnly swear that the unofficial returns and supporting documentation of the Special Election held on April 22, 2025, in Clark County, State of Washington, are true and correct.



Greg Kimsey, County Auditor



Subscribed and sworn before me this 2nd day of May, 2025.



Glen Yung, County Legislative Authority Designee (witness)



Amanda Migchelbrink, County Prosecuting Attorney Designee (witness)

Certification of the Canvassing Board

STATE OF WASHINGTON)
) ss.
COUNTY OF CLARK)

The undersigned officers designated by law as constituting the Canvassing Board for the County of Clark, State of Washington, hereby certify that this is a full, true and correct copy of the Abstract of Votes including the number of registered eligible voters, cumulative results, precinct results, and report of votes cast at the Special Election held on April 22, 2025, in Clark County, State of Washington.


Witness our hands and official seal this 2nd day of May, 2025.



Greg Kimsey, County Auditor



Glen Yung, County Legislative Authority Designee



Amanda Migchelbrink, County Prosecuting Attorney Designee



Final Report**Clark County, Washington****Official Results**

April 22, 2025 Special Election

Special Election

Registered Voters
37528 of 102346 = 36.67%Run Time 2:09 PM
Run Date 05/02/2025

4/22/2025

Page 1

Battle Ground School District No. 119 Proposition No. 9

Choice	Party	Election Day Voting		Total	
Levy...Yes		11,599	49.05%	11,599	49.05%
Levy...No		12,050	50.95%	12,050	50.95%
Cast Votes:		23,649	100.00%	23,649	100.00%
Undervotes:		2		2	
Overvotes:		1		1	

Hockinson School District No. 98 Proposition No. 10

Choice	Party	Election Day Voting		Total	
Levy...Yes		1,455	45.44%	1,455	45.44%
Levy...No		1,747	54.56%	1,747	54.56%
Cast Votes:		3,202	100.00%	3,202	100.00%
Undervotes:		1		1	
Overvotes:		0		0	

Cities of Camas and Washougal Proposed Camas-Washougal Regional Fire Protection Service Authority Proposition No. 1

Choice	Party	Election Day Voting		Total	
Yes		5,180	48.57%	5,180	48.57%
No		5,486	51.43%	5,486	51.43%
Cast Votes:		10,666	100.00%	10,666	100.00%
Undervotes:		7		7	
Overvotes:		0		0	

*** End of report ***